

COW  
SUN  
BIRD  
BODY  
EARS  
EYES  
FISH  
FROG  
LAMB  
LOVE




MIND  
MOON  
NOSE  
SOUL  
APPLE  
BIBLE  
BOOKS  
EARTH  
MOUTH  
PUPPY

STARS  
TREES  
KITTEN  
ORANGE  
PLANTS  
TURTLE  
AMERICA  
ANIMALS  
FLOWERS  
BUTTERFLY

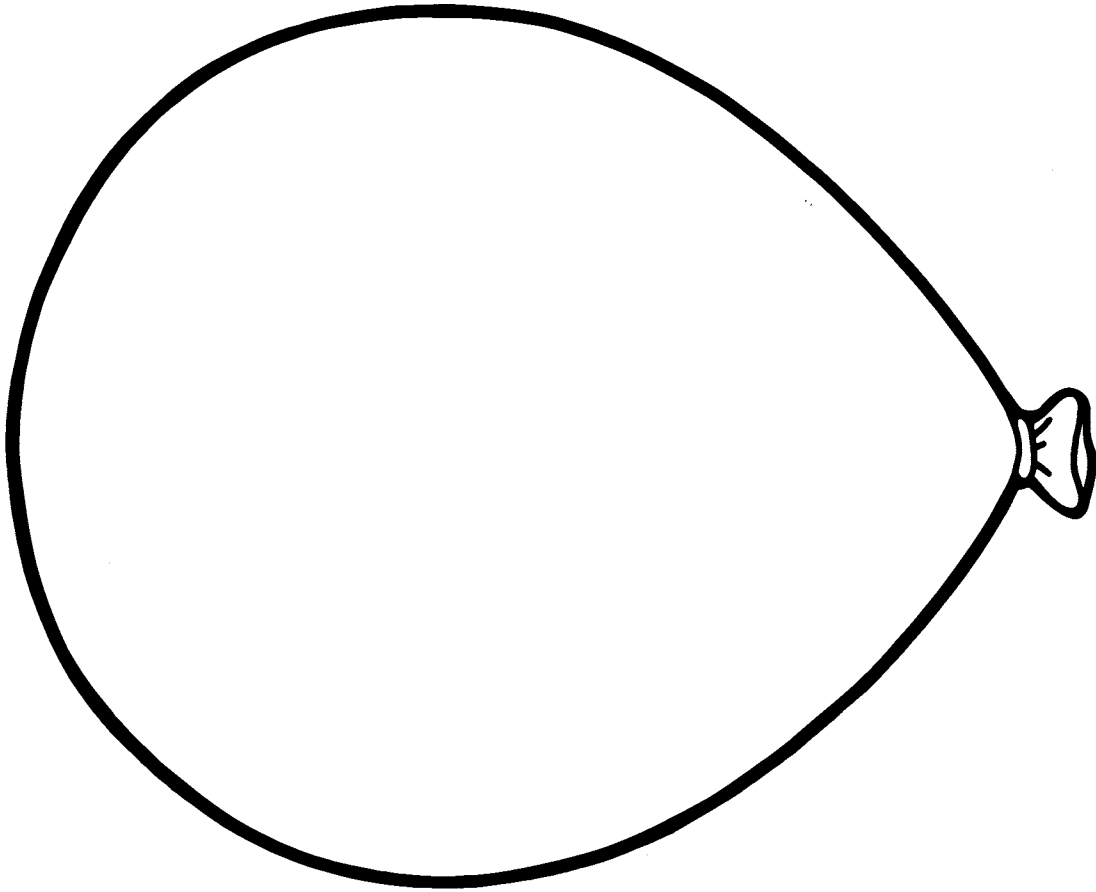


Name \_\_\_\_\_



Pattern — Unit 15 — World for envelope



Thank  
You  
Jesus!

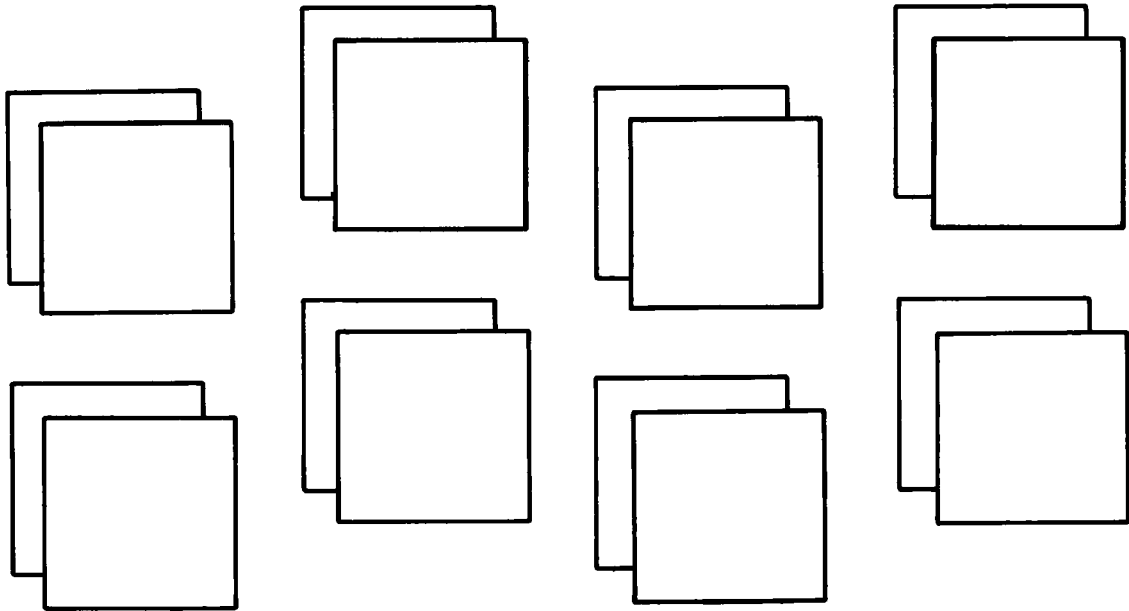


Pattern — Unit 15 — Balloon



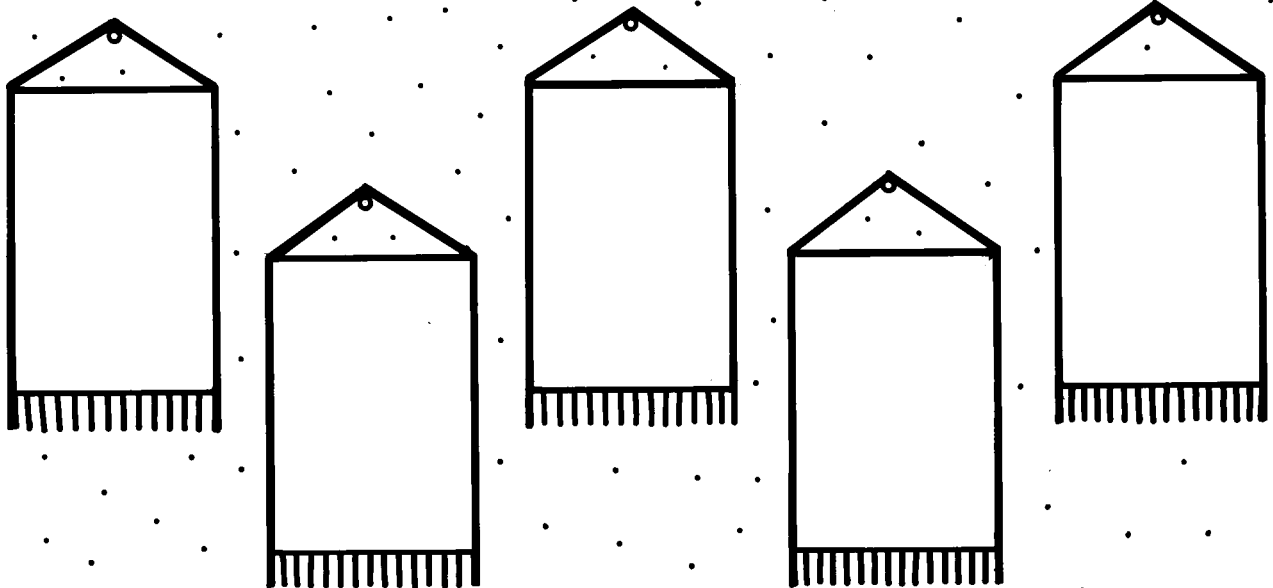
Pattern — Unit 15 — Turkey-shaped book

# Lord, We Thank Thee



Pattern — Unit 15 — Lord, We Thank Thee bulletin board

# I'm Thankful



# In The Beginning Was The Word

Matthew 22:37 Thou shalt love the Lord thy God with all thy soul, and with all thy mind. Matthew 22:37 Thou shalt love the Lord thy God with all thy heart with all thy soul, and with all thy mind.

Colossians 1:16 Giving thanks unto the Father, which hath made us.


Psalm 92:5 O LORD how great are thy works!

Genesis 1:2 The Lord God formed man of the dust of the ground, and breathed into his nostrils the breath of life, and man became a living soul.


Psalm 9:6 The heavens declare his righteousness, and all the people see his glory.

Pattern — Unit 15 — In the Beginning... bulletin board

# He's Got The Whole World In His Hands!




Pattern — Unit 15 — He's Got the Whole World... bulletin board




**I'm**

**Thankful!**




I'm thankful God made


because \_\_\_\_\_




Pattern 15a — Star, moon, sun, and cloud from felt fabric



Pattern 15a — Thank You, God, for the... activity







Pattern 15a — Daytime/Nighttime pictures (cont.)



# God's Word says ...

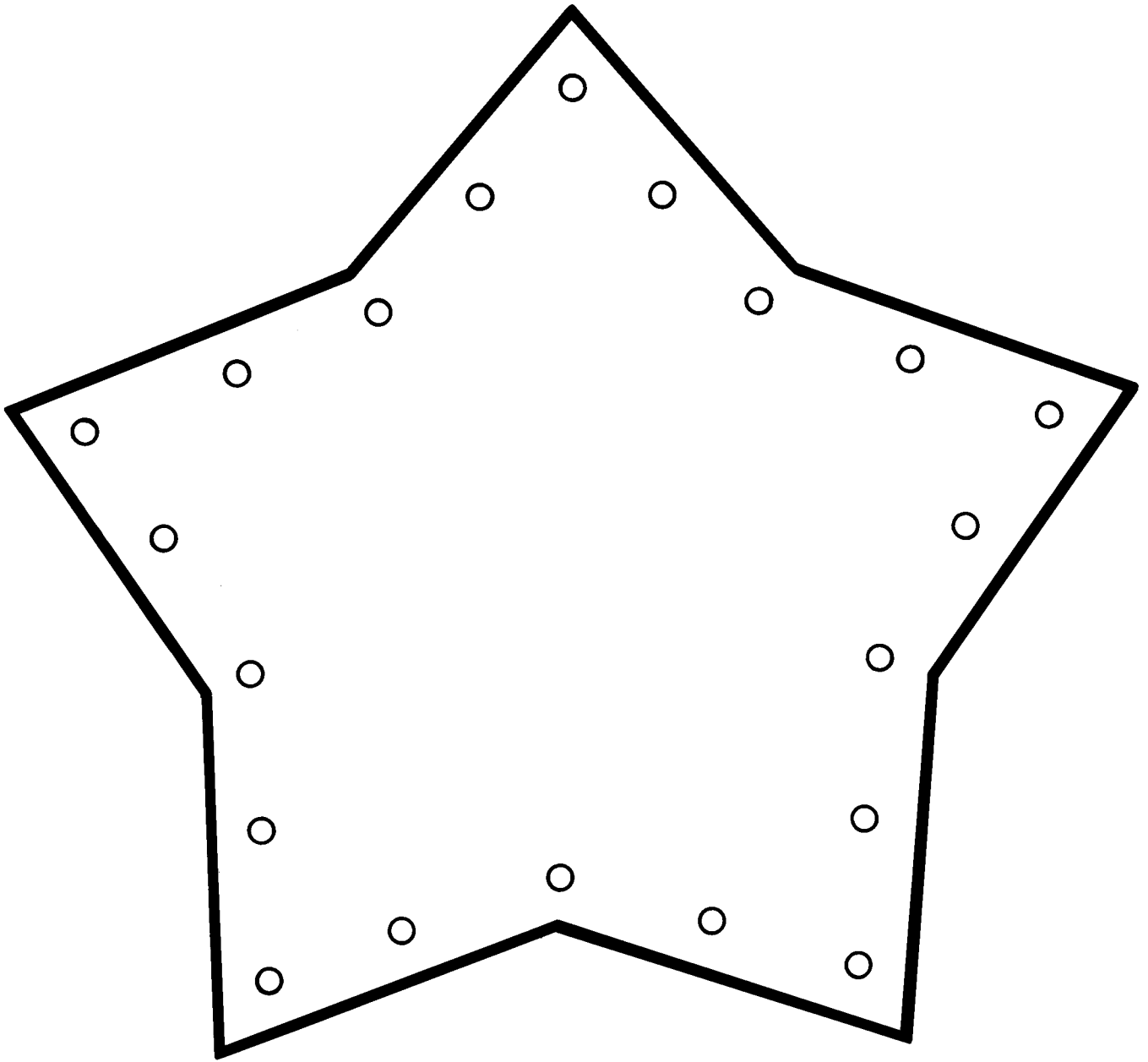
"In the beginning  
God created the heaven  
and the earth." Genesis 1:1

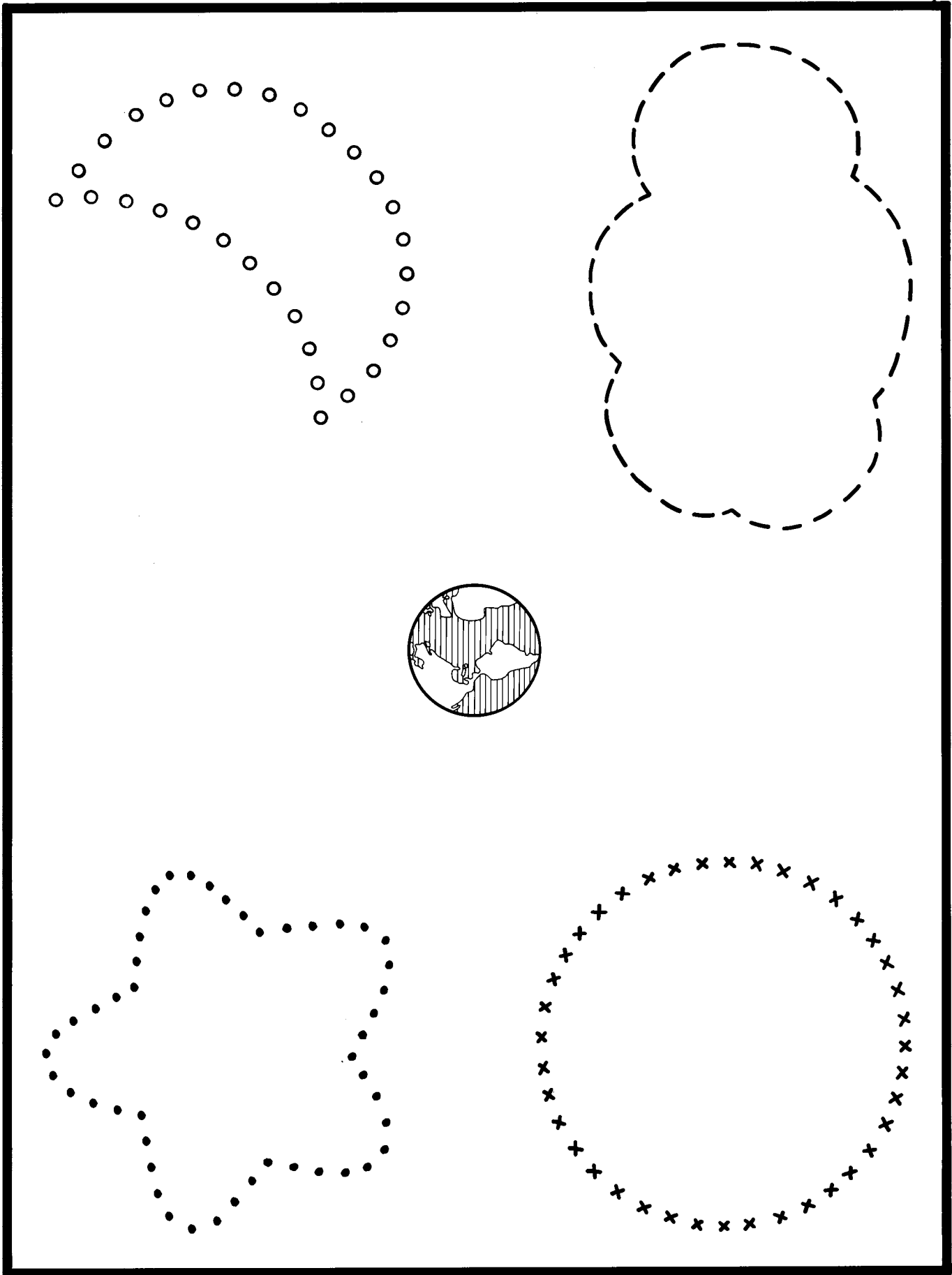
"And God made...  
the greater light to rule  
the day." Genesis 1:16

"And God made...  
the lesser light to rule  
the night. Genesis 1:16








"He made the  
stars also."  
Genesis 1:1

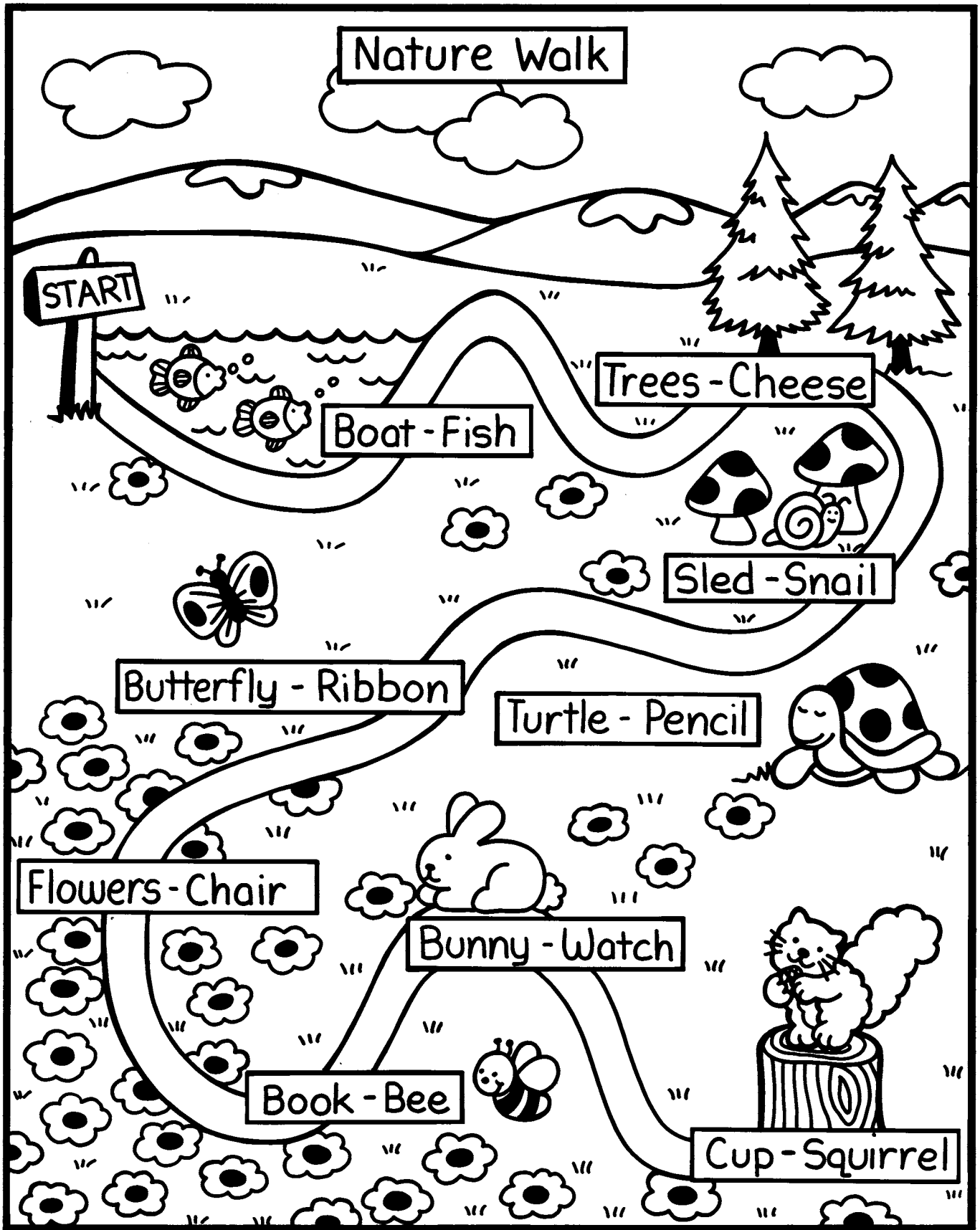


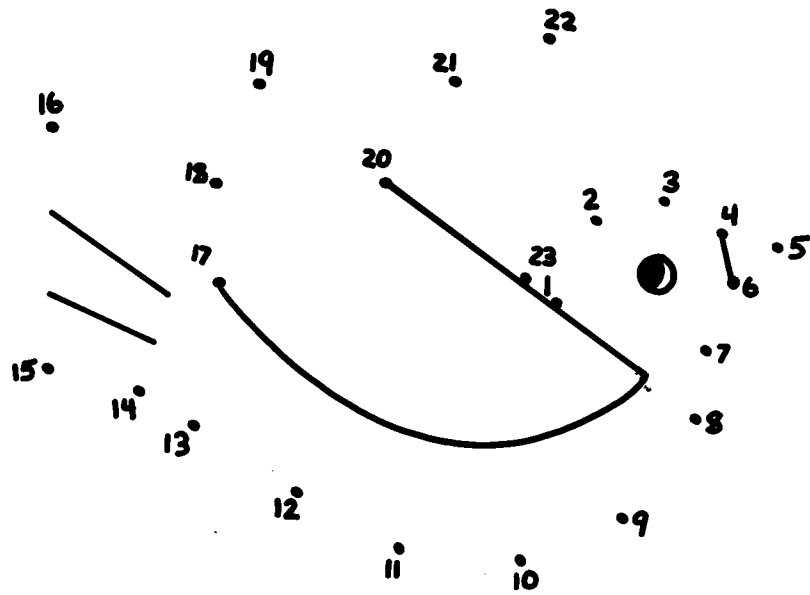





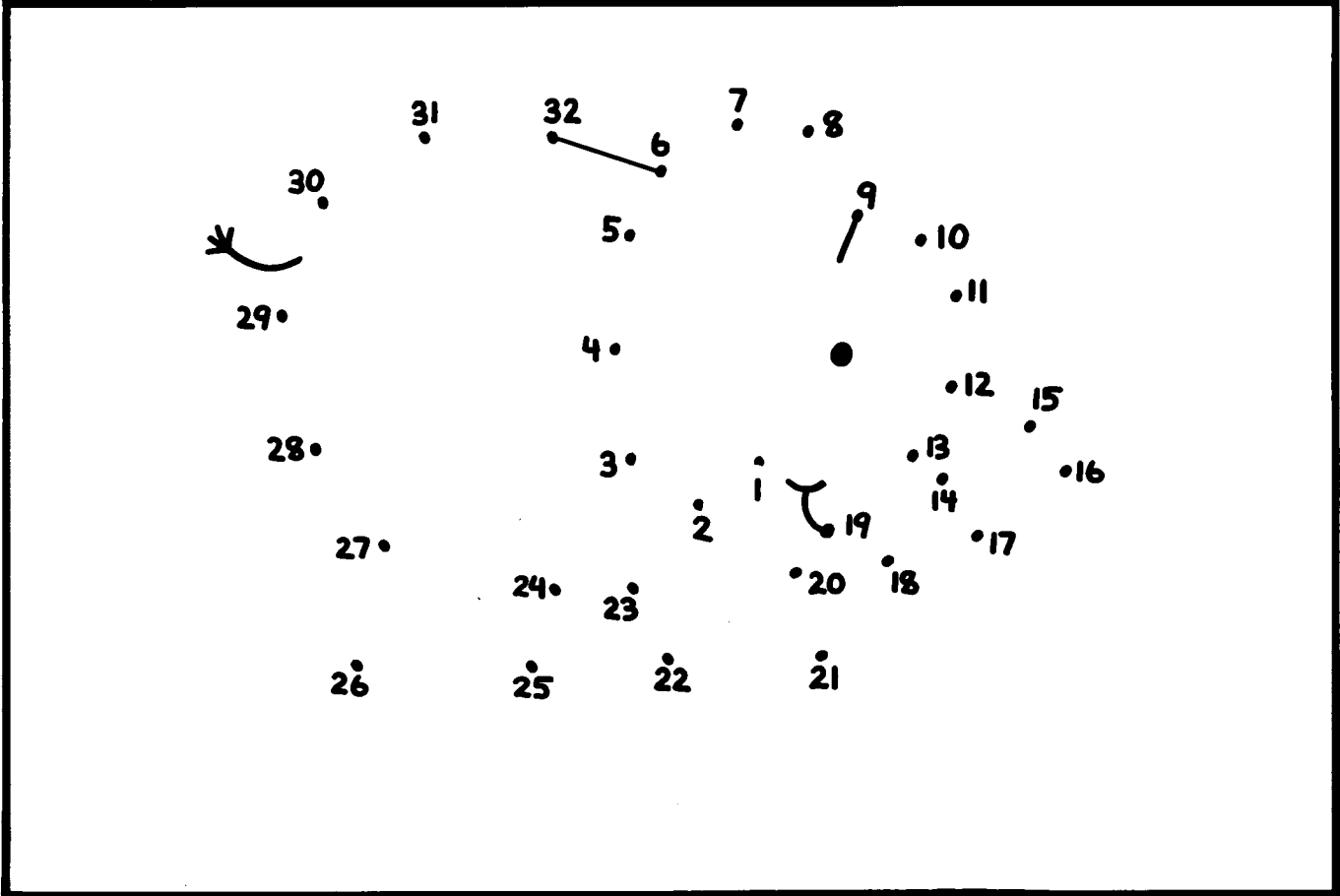
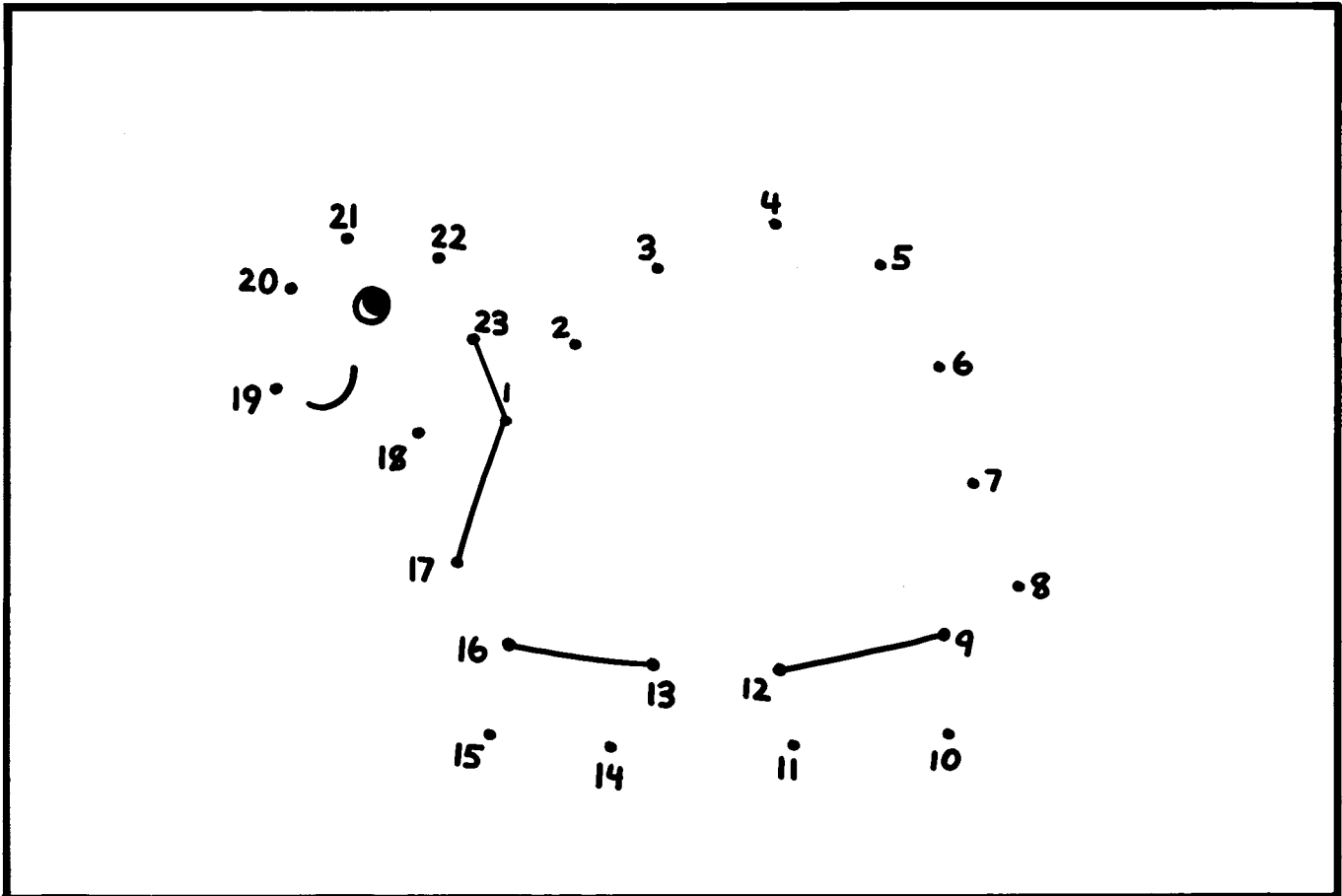
Pattern 15a — Dot-to-dot sky


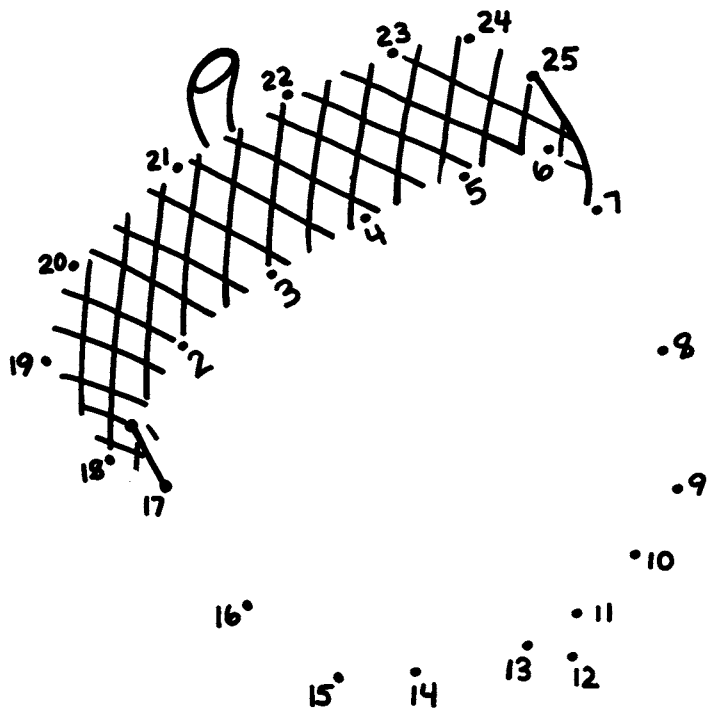


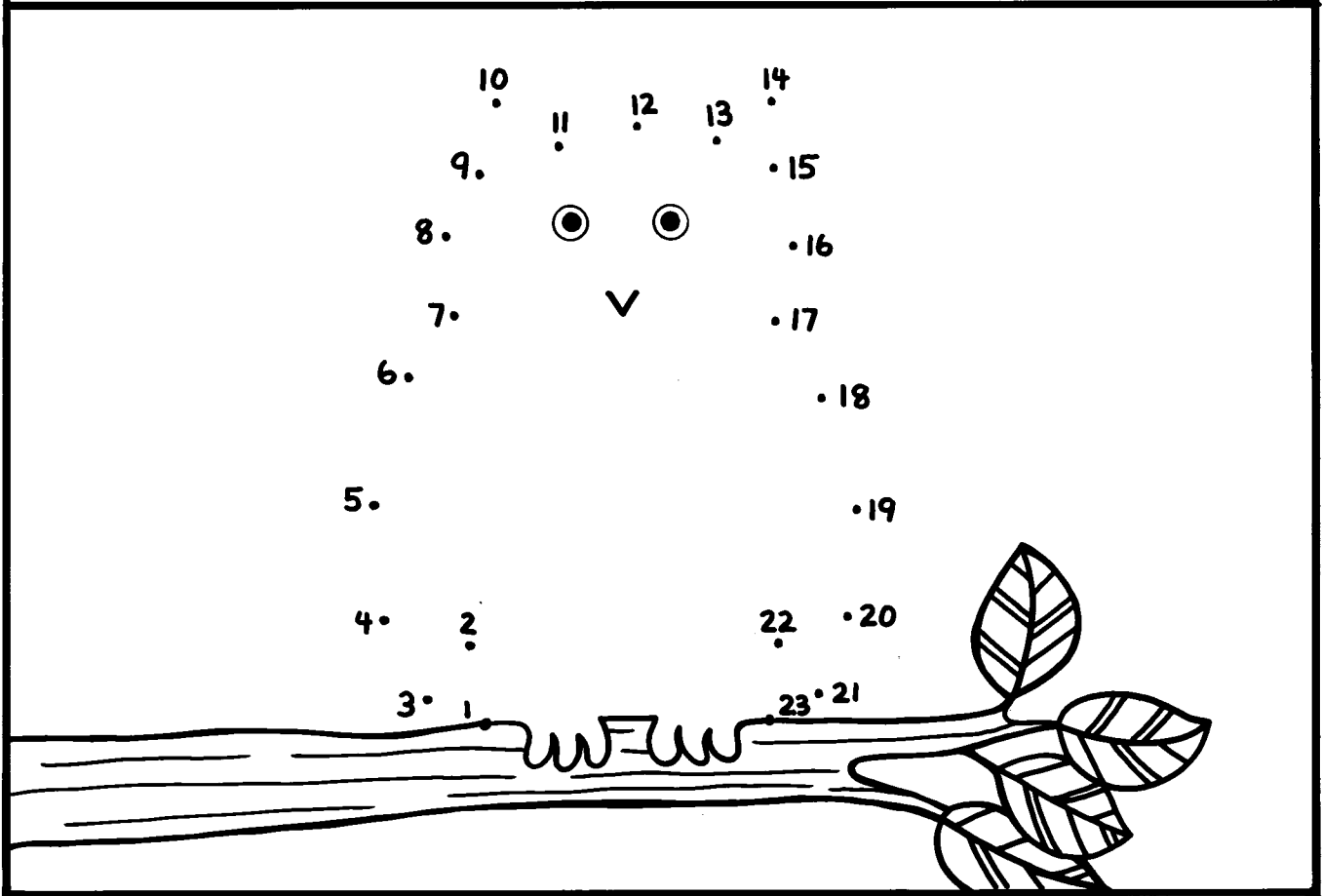
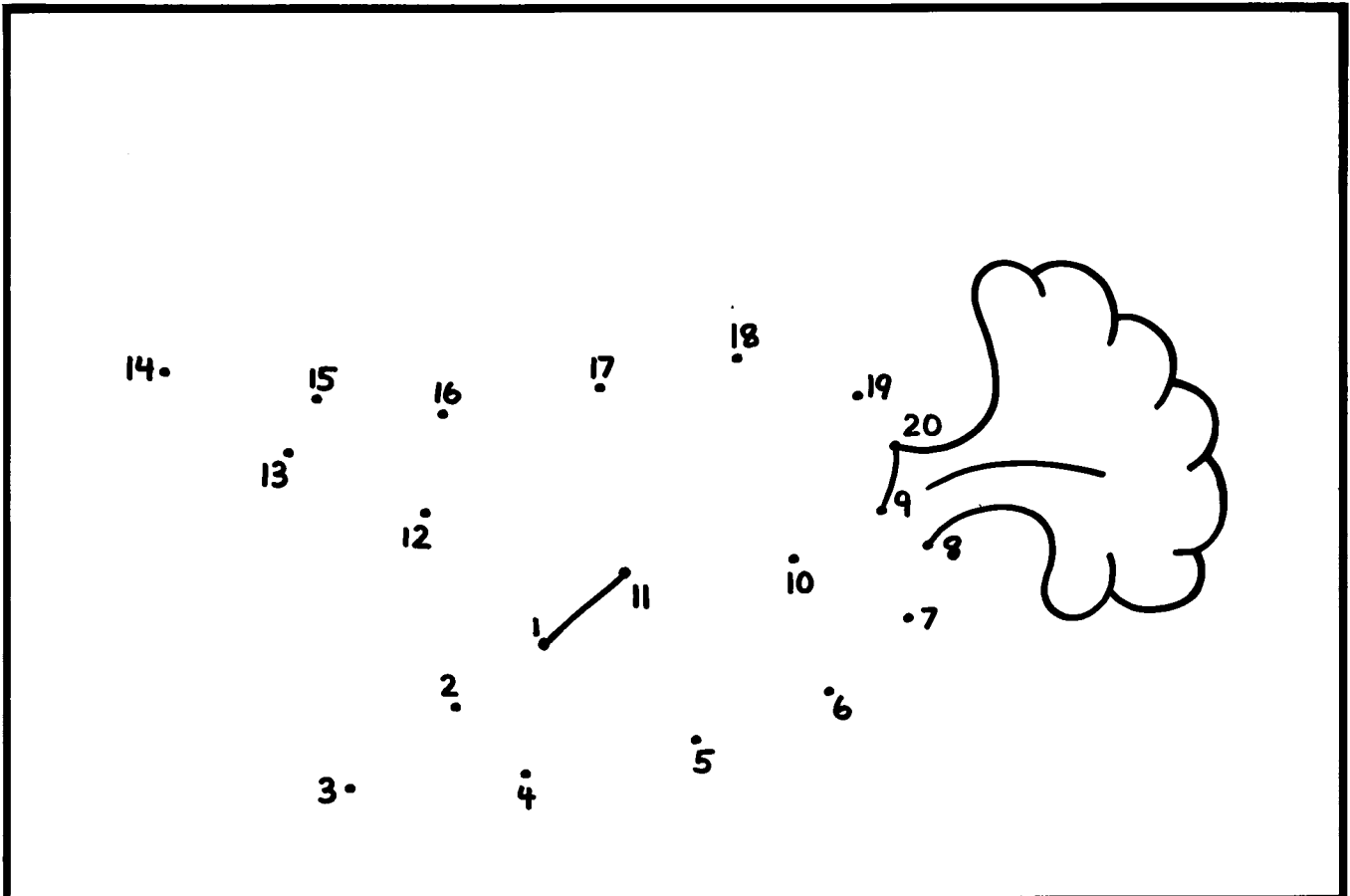





























### GOD SAID!

Review the creation lessons with this flannel board and finger play activity. As you tell the story, put up the following items at the appropriate times: number 1-7, circles of construction paper representing day and night, clouds, land, water, plants, sun, moon, stars, fish, birds, animals, happy face.

**ONE** (Hold up one finger.)

It was the first day. (Put up No. 1.)

God said, "Let there be light."

And there was light! (Put day section beside dark circle.)

God made day and night! (Point to each part.)

And God saw it was good! (Clap hands.)

**TWO** (Hold up two fingers.)

It was the second day. (Put up No. 2.)

God said, "Let there be a sky and water." (Put up water section.)

And there was a sky and water! (Put up clouds.)

And God saw it was good! (Clap hands.)

**THREE** (Hold up three fingers.)

It was the third day. (Put up No. 3.)

God said, "Let there be land."

And there was land! (Put up land section.)

God said, "Let there be plants."

And there were plants! (Put up plants.)

And God saw it was good! (Clap hands.)

**FOUR** (Hold up four fingers.)

It was the fourth day. (Put up No. 4.)

God said, "Let there be a sun."

And there was a sun! (Put up sun.)

God said, "Let there be a moon."

And there was a moon! (Put up moon.)

God said, "Let there be stars."

And there were stars! (Put up stars.)

And God saw it was good! (Clap hands.)

**FIVE** (Hold up five fingers.)

It was the fifth day. (Put up No. 5.)

God said, "Let there be fish."

And there were fish! (Put fish in water.)

God said, "Let there be birds."

And there were birds! (Put birds in sky.)

And God saw it was good! (Clap hands.)

**SIX** (Hold up six fingers.)

It was the sixth day. (Put up No. 6.)

God said, "Let there be animals."

And there were animals! (Put up animals.)

God said, "Let us make man."

And God made man! (Put up Adam and Eve.)

And God saw it was VERY good! (Clap hands.)

**SEVEN** (Hold up seven fingers.)

It was the seventh day. (Put up No. 7.)

God ended His work.

And He rested. (Put up happy face.)

All done! (Clap hands.)

Make the point of your review that anything we can do, God can do better!

We can plant flower seeds — God made the seeds.

We can make boats — God made the water.

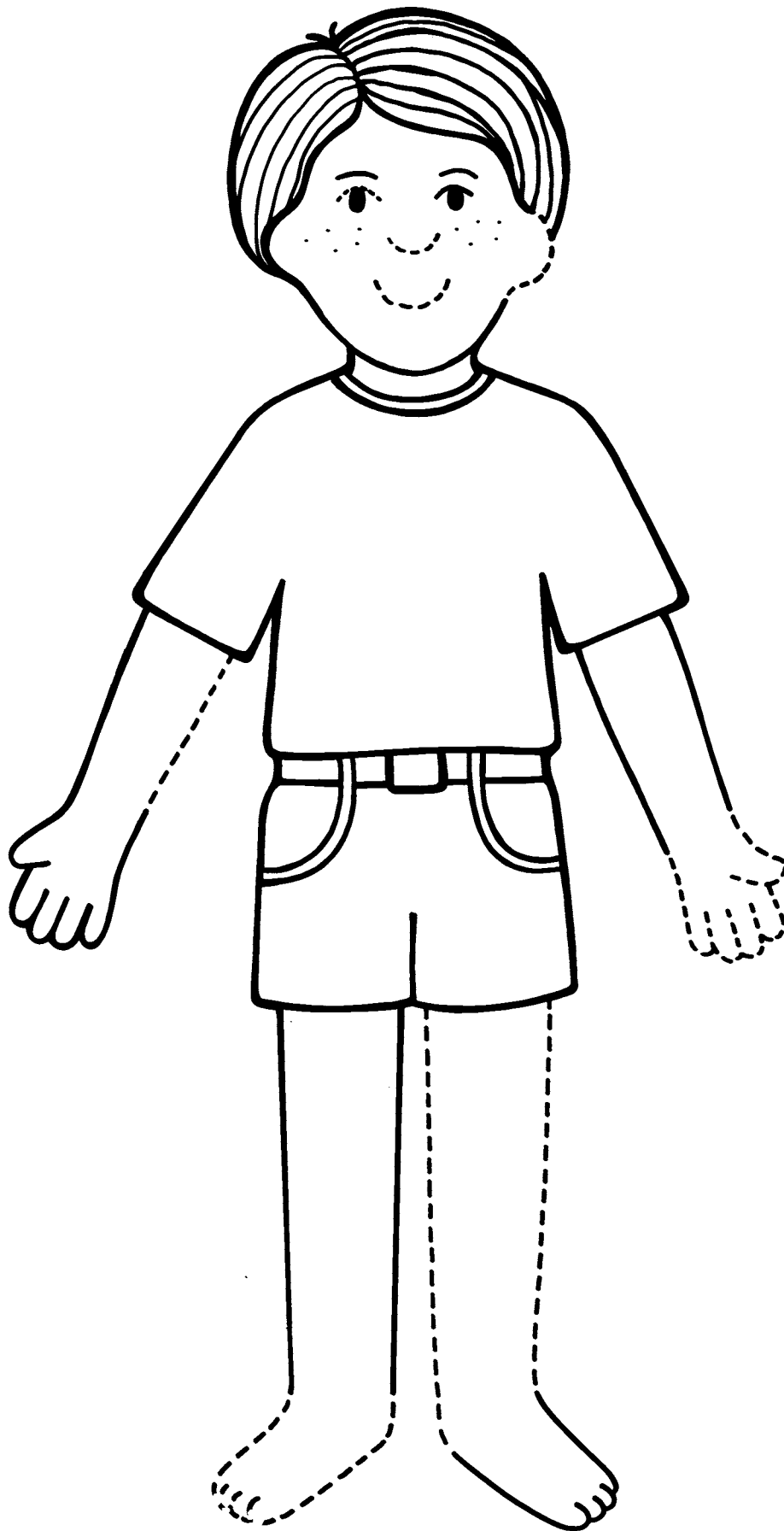
We can make music — God made musical birds.


We can make clothes for people — God made people.

We can make a house — God made creatures with portable homes (snails, turtles).


Use large visuals as you describe each thing.





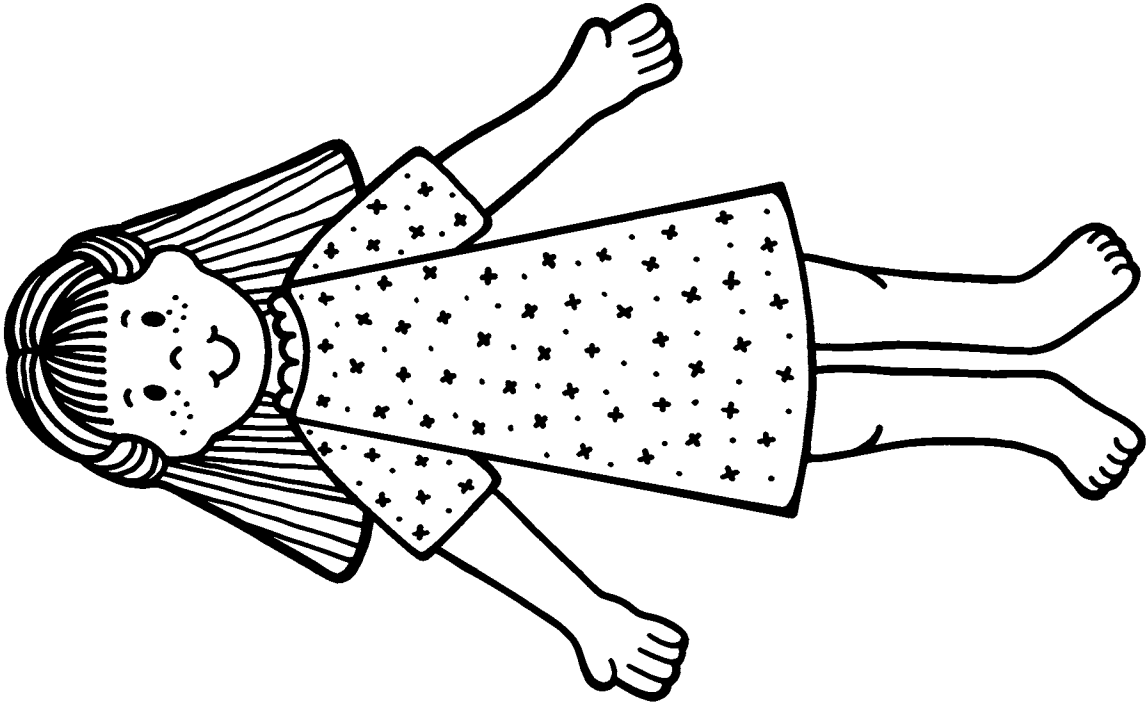


I'm me, I'm me,  
Proud as can be!  
Look the world over  
And you will not see  
A person who fits  
Exactly my size,  
With just the same nose,  
Or just the same eyes.  
From the hair on my head  
To my wiggly toes,  
Everyone knows  
I'm me.



Thank You, Jesus, for...

- Eyes
- Ears
- Nose
- Mouth
- Hair
- Arms
- Hands
- Fingers
- Legs
- Knees
- Feet
- Toes



Pattern 15c — Thankful girl



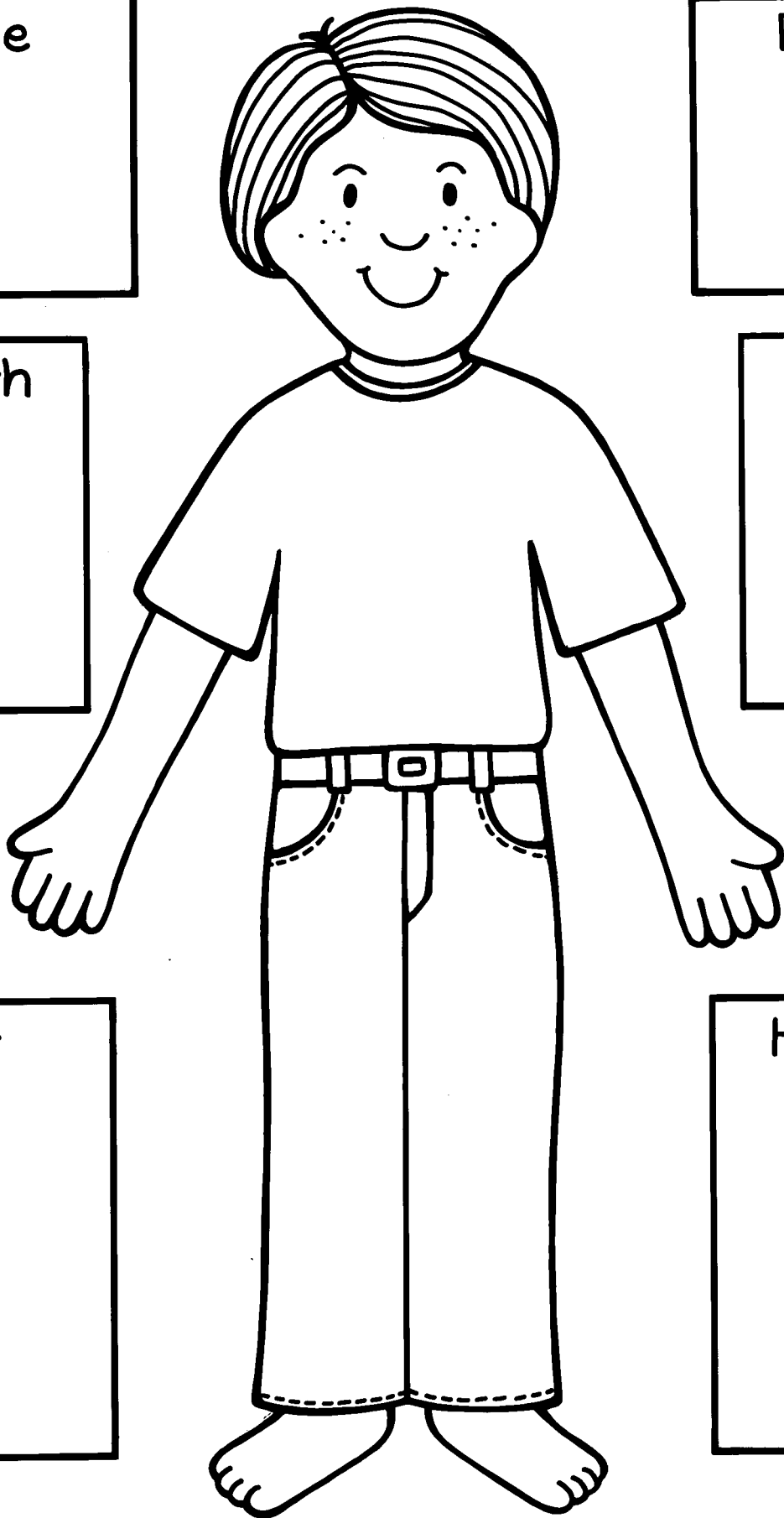
Pattern 15c — Boy and girl stick-puppets

Nose

Eyes

Mouth

Ears



Feet

Hands

Color each space with the correct color given on the list. You will see the part of you that will live forever.

SAIL – blue

SEAL - pink


SOLO – orange

SALE – purple

SEEN – yellow

SOUL – red

SELF – green



♥ Thank You, Jesus, for the... ♥

♥ LOVE ♥

♥ WINNY ♥

♥ SOUL ♥





Thank You, God!

God gave me the power to choose.


God sent Jesus to be my Savior.

God gave me a soul  
that will live  
forever.





# My Thankful Heart!



“And let us consider one another to  
provoke unto love and to good  
works.” — Hebrews 10:24

“And thou shalt love the LORD thy  
God with all thine heart, and with all  
thy soul, and with all thy might.”  
— Deuteronomy 6:5

“Keep yourselves in the love of God,  
looking for the mercy of our Lord  
Jesus Christ unto eternal life.”  
— Jude 21

“And this commandment have we  
from him, That he who loveth God  
love his brother also.” — I John 4:21

**LOVE**

“Beloved, let us love one another: for  
love is of God; and every one that  
loveth is born of God, and knoweth  
God. He that loveth not knoweth not  
God; for God is love.” — I John 4:7,8

# MADE IN THE IMAGE OF GOD

C.L.M.

Cynthia L. McClurg

♩ = 100 Spirited  
(2 groups)



You, (who me?) yes you are made in the im - age of God.  
You, (who me?) yes you are made in the im - age of God.



You, (who me?) yes you are made in the im - age of God. Our  
You, (who me?) yes you are made in the im - age of God. He



lives He made by His own de - sign, so we are spe - cial to Him.  
made us with our — hearts and minds to choose to live for — Him.





You, (who me?) yes you are made in the im - age of God.  
You, (who me?) yes you are made in the im - age of God.





Copyright © 1987 by Child Evangelism Fellowship Inc. in Evangelizing Today's Child. All rights reserved. Used by permission.

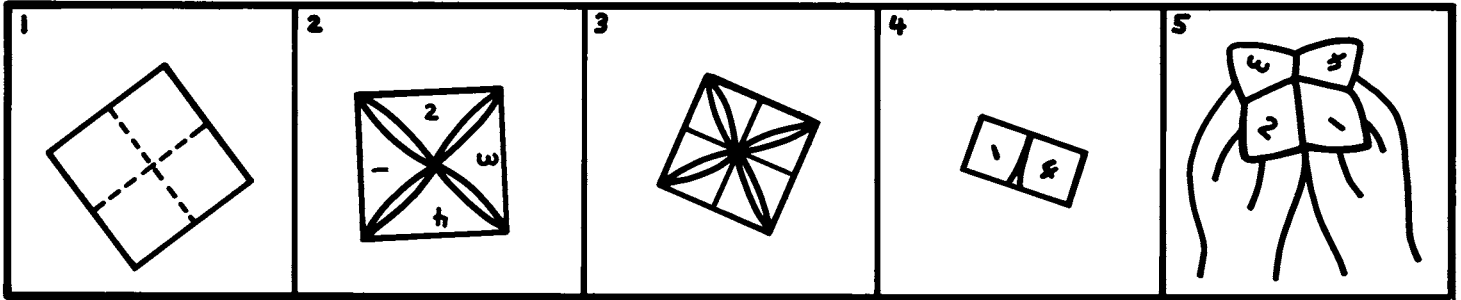
**Visual aids:** Divide the children into two groups ( or have one child take the speaking part if class is small). Group two will perform the speaking part in answer to group one in measure one and similar measures. Actions: (1)Group one points to group two. (2)Group two points to self. (3)Group one points to group two again then frames face with hands and points up. The lines sung by everyone may be printed on a flashcard if copyright line is included.







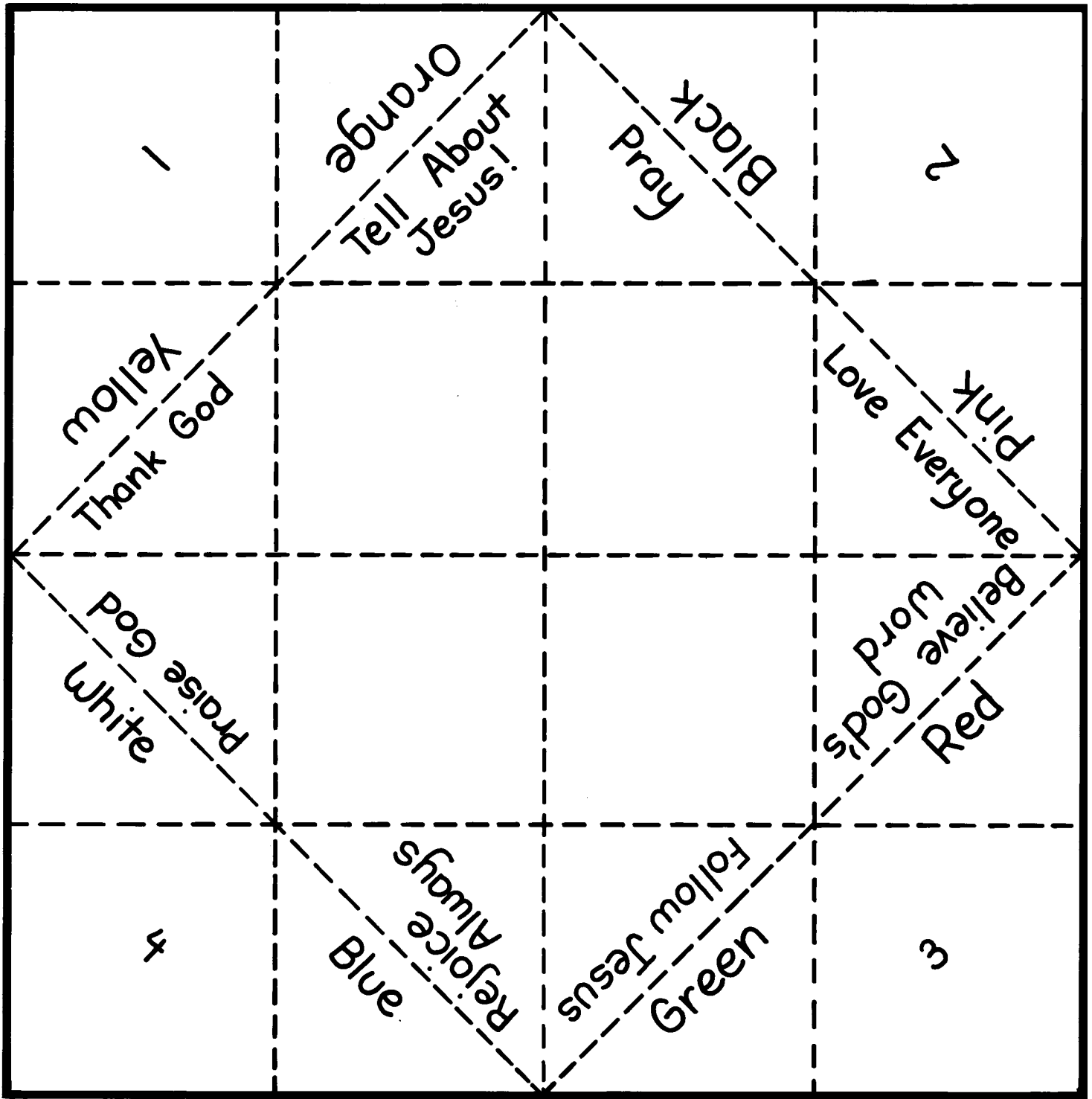






1. Cut around pattern to make a square then fold the square in half twice and unfold.
2. Turn the square over and fold the corners to the center.
3. Turn the square over again and fold the new corners to the center.
4. Fold the puzzle in half so the numbers are showing.
5. Insert the thumb and index finger of each hand into the numbered sections. Bring the points to the center so you will be able to open and close the puzzle in two directions. You will be able to reveal four different colors at a time.

While holding the puzzle, ask a friend to pick a number. Open the puzzle backward and forward the number of times chosen. Next, have that same friend choose a color. Open the puzzle again, once for each letter of the color selected. Example: If blue is chosen, open the puzzle four times. And last, ask your friend to choose a second color, then open that section and tell your friend what it says under that color.







“Whatsoever things are \_\_\_\_\_,  
whatsoever things are \_\_\_\_\_,  
whatsoever things are \_\_\_\_\_,  
whatsoever things are \_\_\_\_\_,  
whatsoever things are \_\_\_\_\_,  
whatsoever things are of \_\_\_\_\_  
\_\_\_\_\_; if there be any \_\_\_\_\_,  
and if there be any \_\_\_\_\_,  
\_\_\_\_\_ on these \_\_\_\_\_.”

Philippians 4:8