

LESSON PLAN

Date: _____ Lesson Number: 121

Title: **STICKING TOGETHER**
 Text/Story: **Eph 4:1-16; Philip 2:1-4**
 Grade Level: 4-6

Main idea: **Unity among believers is vital and necessary in order to receive God's blessing and see much accomplished for Christ.**

Key Verse: **Psa 133:1**

Time	Activity	Description
	<p>Pre-Lesson 1</p> <p>Gift Wrapping Fun</p>	<ul style="list-style-type: none"> • Materials: empty boxes, wrapping paper, bows, scotch tape • Divide the class into groups of 3s or 4s and give each group an empty box, sheet of wrapping paper, a bow and a roll of scotch tape • At the signal, students in each group are to wrap the box in wrapping paper and top with a bow, but they must all help using one hand only (the other hand behind their backs) • The first group to complete the gift wrapping wins • Discuss their strategies and talk about teamwork
	<p>Pre-Lesson 2</p> <p>Verse Scramble</p>	<ul style="list-style-type: none"> • Materials: index cards, strips of paper etc., markers • Write the memory verse (or another related verse) on the cards or strips of paper (one word per card/paper) • Mix up the cards/papers and distribute one or two to each student • At the signal, students will have to work together to put the words in correct order on the table or wall • Discuss the importance of teamwork
	<p>Lesson</p> <p>Story: The Early Church Acts 2:41-47</p> <p>Paraphrasing</p>	<ul style="list-style-type: none"> • Enlarge and reproduce the Paraphrase worksheet on the overhead or poster-size paper • Divide the class into groups of 2s or 3s and assign each group a verse or two on the worksheet to paraphrase (hand out a copy of worksheet to each student or group) • Provide each group with a dictionary and assist where needed • As a class discuss each verse in the passage; write responses on the overhead or poster paper

Time	Activity	Description
	Post-Lesson Journal Writing	<ul style="list-style-type: none">• Distribute Jonathan's Journal worksheet to each student• Discuss what an apostle's helper might have seen and felt during the church's early days as described in Acts 2:41-47• Each student will write a journal entry• Display completed journal sheets on bulletin board or walls

Lesson #121

PARAPHRASING

Acts 2:41-47



Then they that gladly received his word were baptized: and the same day there were added unto them about three thousand souls. (v.41)

And they continued steadfastly in the apostle's doctrine and fellowship, and in breaking of bread, and in prayers. (v.42)


And fear came upon every soul: and many wonders and signs were done by the apostles. (v.43)

And all that believed were together, and had all things common. (v.44)

And sold their possessions and goods, and parted them to all men, as every man had need. (v.45)

And they, continuing daily with one accord in the temple, and breaking bread from house to house, did eat their meat with gladness and singleness of heart. (v. 46)

Praising God, and having favour with all the people. And the Lord added to the church daily such as should be saved. (v.47)



LESSON PLAN

TITLE: Sticking Together/Unity Among Believers

TEXT: Ephesians 4:1-16; Philippians 2:1-4

MAIN IDEA: Unity is important to believers and to God. It must be present among believers to give God glory, to further His kingdom, and for us to receive the blessings of God.

OPENERS:

******The object is to physically attach the kids together, to give them an understanding of what unity really is. One way to do this is to tie them to each other by their wrists and ankles. Throughout the class period, every time one person moves, everyone else is effected. You might try having them go on a walk together, and pre-arrange with one student to always want to go the opposite direction from the group.

******Do a human tangle. Have the students stand in a circle. Each student must take the hands of two other students in the circle. They can not hold the hands of the students next to them and each student must hold the hands of two separate people. Then, they must untangle themselves without letting go of hands.

******Have the students do a puzzle together. Give each student a few pieces of it. The students will not be able to finish the puzzle unless they all work together.

******Hide a jar of cookies in your classroom. Give each student one word of a note telling them where to find the cookies. The students will need to put all of their words together and unscramble them, in order to eat the cookies.

******Separate the students into groups of two or three. Blindfold one student on each team, then give each team a ballpoint pen that has been taken apart. The blindfolded team member is the hands, he is the only person who is allowed to touch any thing in the work area. The seeing team members are the eyes and brain. They must tell the hands what to do. They can not help the "hands," only direct him. The team that finishes first wins. The object of this exercise is to show that each part of the body is dependent upon the other parts. Every part of the body is important.

****** Separate the students into teams of five people. Blindfold 4 people on each team. the lightest person on the team has no blindfold. He or she is the head. The two strongest team members become the legs. They should link their hands together to enable the head to sit on them. The two remaining members are the arms. Each arm should attach to a leg by putting one arm around the waist of a leg. The arms are only allowed to use one hand to do the task. Once both "bodies" are put together, the two teams can play a short game of dodge ball. The body whose team works together the best will stay together the longest and win. Since the heads are the only seeing members of the bodies, they should direct the game.

LESSON:

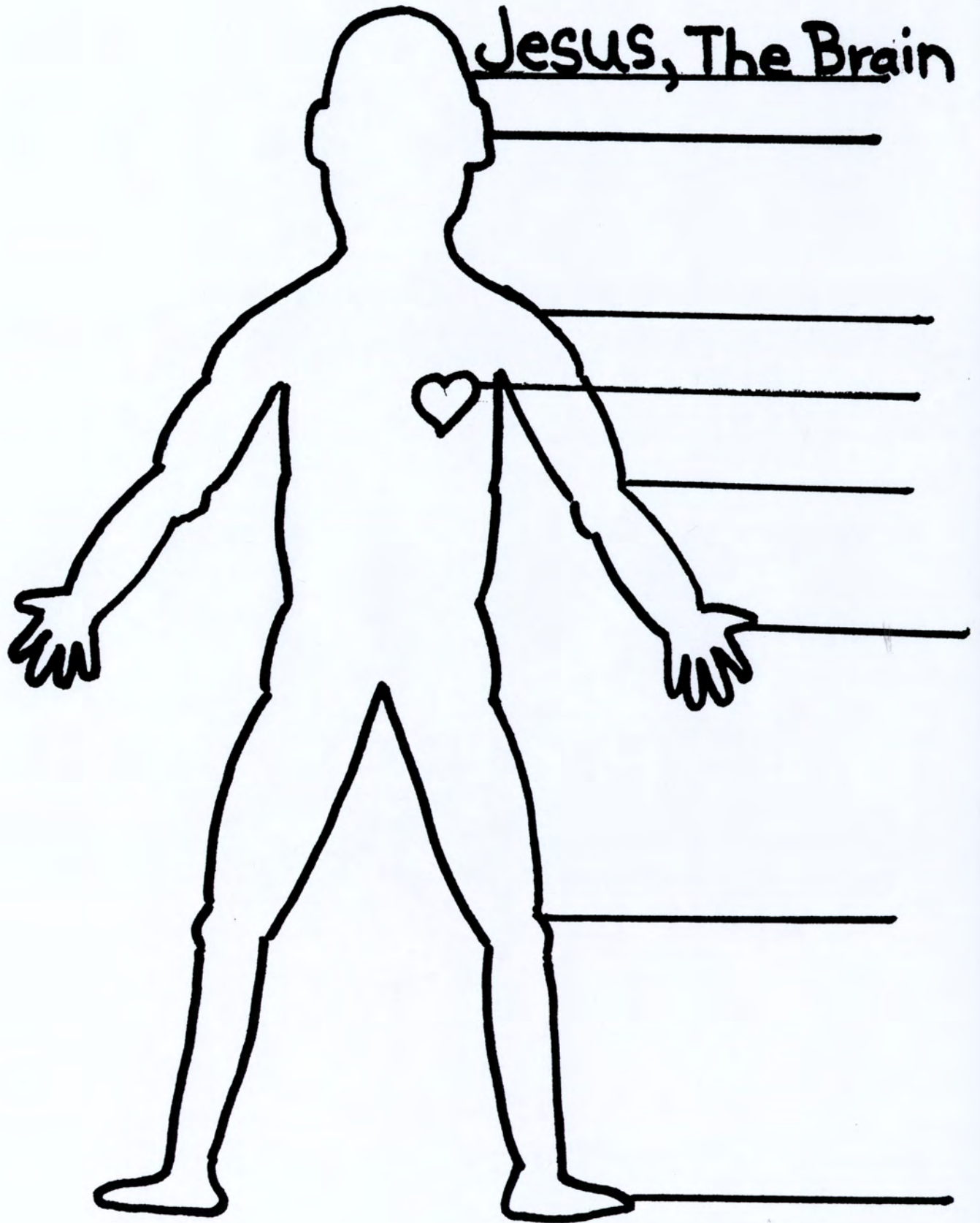
Body Part Chart: Read Ephesians 4:15-16. Give each student a copy of the chart showing Christ as the head of the body, or make one large copy to hang up, using an overhead projector. Let each student decide where he or she might fit in the body. For example, someone who enjoys helping others might be the hands, a person who is a good listener might be the ears. An encourager might be the mouth. The eyes could be someone who notices when others are down. Emphasize to the students that each job, whether highly visible, or low profile, is equally important to God and to the work of the church.

Unity Scramble: Give each student a copy of the scrambled words page. Each word on the page has something to do with unity. After the words have all been unscrambled, you might want to have the students check the dictionary for the meanings of any difficult words. Then, discuss the words in light of the concept of unity: how do they fit, and what can we do to be more unified?

Purpose of Unity: Have the students read Ephesians 4: 11-15. Define any unfamiliar words for them or have them look in a dictionary. (A Bible dictionary might be helpful.) What do perfecting the saints, edifying the body of Christ, and the work of the ministry really mean? Bring out that the purpose behind these things is spiritual growth for the church and the individual believers. (Verses 14 and 15) (see handout "Word Perfect")

APPLICATION: Ask the students to read Philippians 2:1-4. Ask them to name some things that they can do to be more "likeminded." Pray and ask God to speak to the heart of each student about areas in his/her life in which s/he needs to be unified with the body of Christ. Remind the students that it is impossible to be a part of the body of Christ if they do not have Jesus as their friend and savior. Then, give the students a few minutes of quiet time in which to fill out the worksheet, "My Part in Unity." Tell the students that these worksheets are for their eyes only. If they need to speak to someone about the things that God has revealed to them through this exercise, let them know that they can come to you or to one of the leaders in your church or department.

Jesus, The Brain



UNITY SCRAMBLE

NESNOES

VELO

NMIDEDKLIE

KELI-HCRSTI

ORNMYHA

MHULIYT

ON THE BACK OF THIS PAGE, MAKE A LIST OF AS MANY OTHER WORDS RELATED TO UNITY THAT YOU CAN THINK OF. NEED HELP? LOOK UP EPHESIANS 4:1-16, PHILIPPIANS 2:1-4, 1 CORINTHIANS 1:10, AND 1 PETER 1:22.

TEACHER: DETACH HERE BEFORE GIVING TO THE STUDENTS

ANSWER KEY:

ONENESS

LOVE

LIKEMINDED

CHRIST-LIKE

HARMONY

HUMILITY

WORD PERFECT

Read Ephesians 4:11-15. What do edifying the body of Christ, the work of the ministry, and perfecting the saints really mean? Write your answers in the boxes below.

Perfecting the Saints: _____

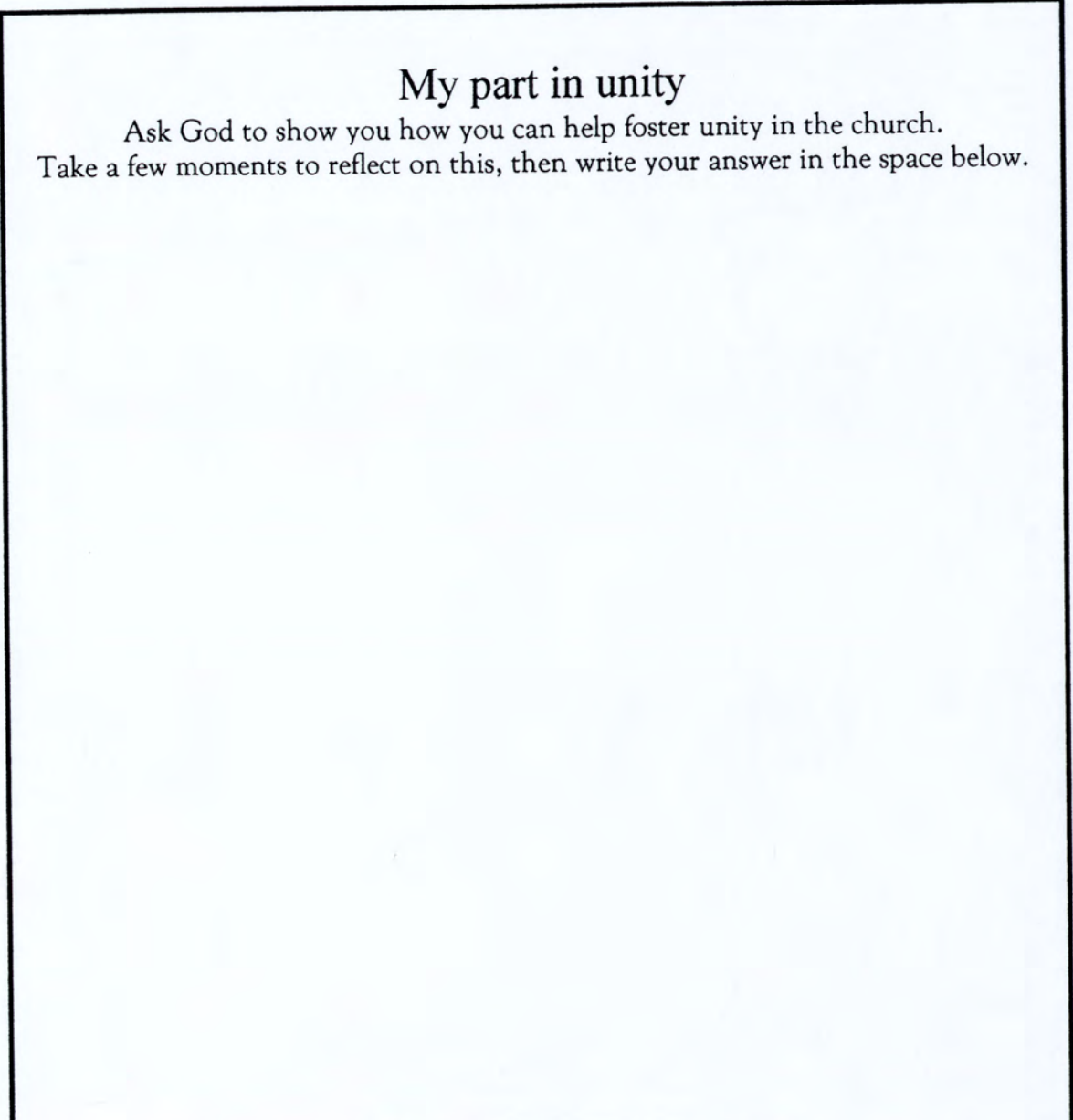
Edifying the body of Christ: _____

Work of the ministry: _____

According to verse 15, what is the purpose of these three things?

My part in unity

Ask God to show you how you can help foster unity in the church.
Take a few moments to reflect on this, then write your answer in the space below.



Need help?
Read Philippians 2:2