

LESSON PLAN

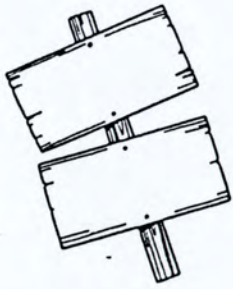
Date: _____

Title: _____ Signs of the Times _____ Key Verse: _____ II Timothy 3:1

Text/Story: Matthew 16:1-3; 24:3-28, 32-34; II Timothy 3:1-5

Main idea: Events of our day indicate that Jesus is coming soon.

Time	Activity	Description
	Pre-Lesson: Brainstorming	<ul style="list-style-type: none"> • Have the students brainstorm together on the types of traffic signs around the city streets • Divide the chalkboard/chart paper down the middle. On one side draw in the sign and on the other write down what the sign means (e.g., STOP sign means to stop at the line) • Discuss what happens when signs are disobeyed or ignored.
	Lesson: Chart Making	<ul style="list-style-type: none"> • Divide the class into groups of 2 or 3 and have them read portions of the text. Each group will list down the signs they read. For II Timothy 3:1-5, they will describe the behaviours of people in the end times. They should write their findings on 3x5 cards. • Each group will talk about what they found and post up their cards on chart paper similar to the one for traffic signs. Discuss as a group what these signs mean and point to.
	Post Lesson: 1. Current News Bulletin Board	<ul style="list-style-type: none"> • Materials: collection of newspapers, scissors • Have the students go through the papers to find headlines/articles that are examples of end times signs (e.g., earthquakes, murders, false prophets etc.) • Put these up on a bulletin board and write a caption for display
	Post Lesson: 2. Quiz sheet	<ul style="list-style-type: none"> • Hand out 'Signs of the Times' quiz/review sheet • Have students answer the questions • Go over the answers with them once completed



SIGNS OF THE TIMES



How well do you know the signs that point of Jesus' second coming? Answer the following questions as best as you can. You can use Matthew 24:3-28 and II Timothy 3:1-5 if you need help.

1. Which of the following was not mentioned as one of the end-time signs?

- | | |
|----------------|----------------|
| a. earthquakes | c. tidal waves |
| b. diseases | d. famines |

2. True or False?

- a. The end will come when you see the big nations fight against one another.
- b. False prophets will cause many to follow them.
- c. People will become more concerned about right and wrong.
- d. Jesus will come like a flash of lightening.

3. Which of these is an example of pestilence?

- | | |
|----------------|--------------|
| a. black flies | c. backaches |
| b. cankerworms | d. AIDS |

4. In the following, check off the 6 words that describe people in the end times.

- | | | |
|------------------------------------|---|--------------------------------------|
| <input type="checkbox"/> gentle | <input type="checkbox"/> pleasure seekers | <input type="checkbox"/> proud |
| <input type="checkbox"/> selfish | <input type="checkbox"/> courteous | <input type="checkbox"/> disobedient |
| <input type="checkbox"/> contented | <input type="checkbox"/> liars | <input type="checkbox"/> considerate |
| <input type="checkbox"/> religious | <input type="checkbox"/> grateful | <input type="checkbox"/> cheaters |

SIGNS OF THE TIMES Additional Activities

Distribute copies of Paul Harvey's Broadcast of March 8, 1993, to your students. Alternatively, have students read aloud.

Bring a pile of daily newspapers to your class. Have your students cut out articles which support the fact that we are in the end times. Make a large collage poster, titling it "The End in Near. Are You Ready?" Post the collage in your class area for the remainder of the quarter.

Have all chairs folded up when students enter classroom. As each student comes in, put a "sign on the times" on his/her back. Have a list of signs of the times on the board. They must find out what they are by asking questions which must be answered by Yes or No.

Form three groups. Group 1 will develop "signs in the each" showing how these are happening today. Group 2 will take "signs in religion" using Search 2,4, and 5 to help with answers. Group 3 takes "signs in people" using Search 8. Give a few minutes for them to develop their thoughts, and then reassemble the whole class and have each group announce their findings.

Distribute a "Signs of the Times" worksheet to each student, then discuss the signs that we see in today's society which point to the Lord's soon return.

Distribute a "What Do These Signs Mean?" worksheet to each student. Discuss the significance of the signs of the last days.

Distribute a "TLP" worksheet to each student, and discuss the importance of prayer in the last days.

SIGNS OF THE TIMES

Make a list of 5 'signs of the times' that you see.

- 1. _____
- 2. _____
- 3. _____
- 4. _____
- 5. _____




Do any of these signs frighten your acquaintances at school and work?

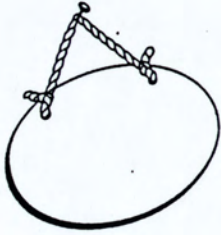


Can you relieve their fears? How?

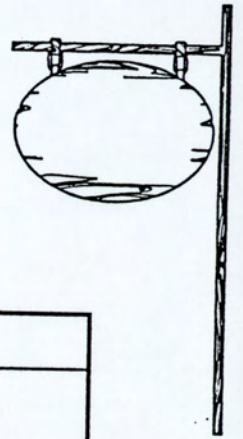


Why did God give us such an in-depth description of the last days? What responsibility does this place upon Christians?





Signs of the Times



WHAT DO THESE SIGNS MEAN?

Sign	What It Means

"KEEP LOOKING UP!"
Tune: "Oh, Be Careful"

THE BIBLE SAYS WE'RE IN THE LAST DAYS, LAST DAYS!
THE BIBLE SAYS WE'RE IN THE LAST DAYS. LAST DAYS!
BEFORE JESUS COMES
TO TAKE US TO HEAVEN
JUST LIKE HE PROMISED LONG AGO, LONG AGO!

CHO: WHEN THINGS GET YOU DOWN JUST LOOK UP, LOOK UP!
WHEN THINGS GET YOU DOWN JUST LOOK UP, LOOK UP!
FOR THE FATHER UP ABOVE
IS LOOKING DOWN IN LOVE
SO WHE THINGS GET YOU DOWN, JUST LOOK UP, LOOK UP!

MEN'S HEARTS ARE FULL OF EVIL DEEDS, EVIL DEEDS!
MEN'S HEARTS ARE FULL OF EVIL DEEDS, EVIL DEEDS!
THEY LIE AND FIGHT AND KILL
EVEN THOUGH IT'S NOT GOD'S WILL
JESUS IS COMING VERY SOON, VERY SOON!

THE BIBLE SAYS THE EARTH WILL SHAKE, WILL SHAKE!
THE BIBLE SAYS THE EARTH WILL SHAKE, WILL SHAKE!
BUT DON'T GET ALL SHOOK UP
JUST REMEMBER TO LOOK UP
'CAUSE GOD'S GOT THE WHOLE WORLD IN HIS HANDS, HIS
HANDS!