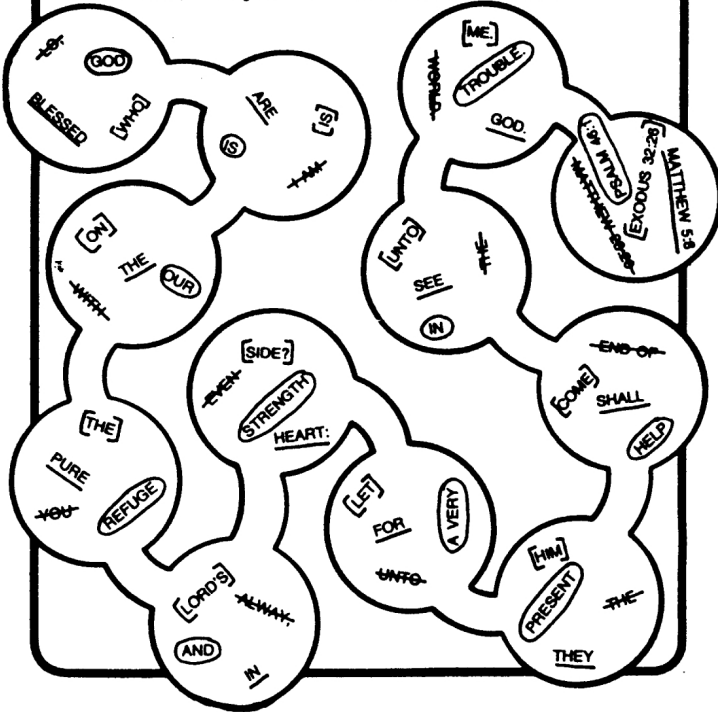


Activity Page 41

Do You Remember?

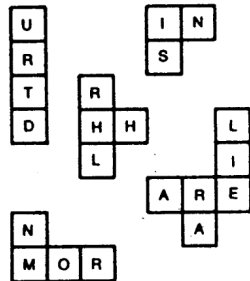

Below are the four shortest key verses we had this quarter. The first word of each verse is in the first circle. One word is circled, one underlined, one in parentheses, and one has a line through it. As you follow the verses through the maze, keep the same markings for each verse. Example: If the first word is circled then every word in that verse should be circled, including the text at the end of the verse. Have fun!



Activity Page 43

Real Winners!

The verse below tells us what Paul said about being a winner. To solve the puzzle, decide where each shape fits and write in the missing letters. Then write the letters in the order given on the lines below the puzzle.



Paul said "... IN ALL THESE THINGS WE ARE MORE THAN CONQUERORS THROUGH HIM THAT LOVED US."

Here are some questions for you. You'll need a dictionary for one of them. Ask your teacher for help, if you need it.

Who is "him" in the verse? _____


What does "conqueror" mean? _____

Are you a conqueror? _____

Activity Page 42

In A Nutshell

Ephesians 3:17-19 is Christian maturity in a nutshell. These verses tell what it means to be a mature Christian. The wordfind below has all the words from these verses. The words that are repeated in the Scripture are not repeated in the puzzle. For example: The word THAT is found three times in the verses but only one time in the puzzle. Copy the Scripture from the Bible on the lines below, then find each word in the puzzle. These would be good verses for you, your classmates and teacher to discuss.



That Christ may dwell in your hearts by faith; that ye, being rooted and grounded in love, may be able to comprehend with all saints what is the breadth, and length, and depth, and height; And to know the love of Christ, which passeth knowledge, that ye might be filled with all the fulness of God.

Activity Page 44

Green and Growing

When this summer is over and fall peeks through the door, leaves are going to start falling from the trees. This "Maturity Tree" is full of things that we want to fall from our lives. But it also has things that we want to keep and let grow. To make your tree "evergreen" circle the things that you would like to keep and grow in your life. Put an X through the things that you want to fall from your life.

