

PRIMARY PAWS

Units 34,35,36 — Summer

During summer we'll learn about four special stories that Jesus told.

Jesus did many miracles. We'll hear about some of them too.

A very exciting part of the summer will be when we study about our Bible!



Table of Contents

Note: At times, the lessons are taught out of sequence to coincide with holidays. See the accompanying datesheet for the current lesson schedule, which is also available online at www.apostolicfaith.org.

Lesson 34a	Little Lost Lamb	Luke 15:1-7
Lesson 34b	Japheth's Big Problem	Luke 15:11-24
Lesson 34c	The Selfish Rich Man	Luke 12:15-21; I Timothy 6:6-11,17-19
Lesson 34d	The Real Winner	Luke 14:7-14; Matthew 6:1-4
Lesson 35a	Miracle at the Wedding	John 2:1-11
Lesson 35b	Jesus, the Healer	Luke 7:2-10
Lesson 35c	Sadness Turned to Joy	Luke 7:11-16
Lesson 35d	Walking on Water	Matthew 14:22-23
Lesson 36a	A Very Special Book	Jeremiah 36:1-32; Luke 1:1-4; Acts 1:1,2 II Timothy 3:16,17; II Peter 1:19-21
Lesson 36b	The Old Testament	Psalms 24:1-4; 105:7-10; 132:12,13
Lesson 36c	God's New Testament	Romans 3:28-31; 10:12,13; Hebrews 9:13-17,28; I Peter 1:3-7; I John 1:1-4
Lesson 36d	God Loves You!	I Corinthians 13:4-7,13; I John 4:7-21
Lesson 36e	Reading the Good Book	James 1:22-27; Matthew 7:24-27

Booklet Instructions

Remove the staples and cover sheet. Then use one lesson sheet each week.

Primary Pals

(USPS 757-530)

Units 34,35,36

Apostolic Faith Church

5414 SE Duke Street

Portland, Oregon 97206, U.S.A.

Primary Pals is an official publication of the Apostolic Faith Church, and is published quarterly. Periodicals postage is paid at Portland, Oregon.

POSTMASTER: Send address change to
APOSTOLIC FAITH CHURCH
5414 SE Duke Street
Portland, Oregon 97206, U.S.A.

Dear Parents,

As the summer months approach, we have some exciting units of study planned for your child. We trust and pray that these lessons will challenge him and be a real learning experience. You can assist us in reinforcing these Bible truths by working with your child, studying the lessons together, and encouraging him to do the provided activities.

Our first unit for this quarter is entitled, "Parables of Jesus." Your child will learn what a parable is and why Jesus chose to use this special method of teaching. Four well-known parables of Jesus will be explored in this section.


The next series of four lessons focuses on the miracles of Jesus. Emphasis will be placed on the fact that these miracles were not fantasies or make-believe, but were real happenings which showed that Jesus had power beyond that of an ordinary man, and that He was indeed the Son of God.

The third unit is entitled, "Learning About Our Bible." The thrust of this series is to provide the children with a basic understanding of what the Bible is, how it is divided, some of its main themes, and why it is important to us.

We are looking forward to studying these Bible stories and concepts with your child, and pray that they will help him grow spiritually in these coming months.

Apostolic Faith Teaching Staff

PRIMARY PAWS



Little Lost Lamb

It was a beautiful day out in the pasture. The sheep were grazing peacefully in the warm sunshine. One little lamb grazed by himself, apart from the rest of the flock. Now and then he would glance over to make sure the shepherd wasn't too far away.

After a while the lamb began to wonder if there wasn't some better grass to eat in another field. He wandered to the very edge of the pasture he was in. He looked at the green grass far off in the distance. He thought to himself, I guess it wouldn't hurt if I just go a little farther and try that nice green patch

over there. I'll come right back after I eat it. So off he went.

But once he'd tried that patch, he decided it wasn't as good as he had hoped. Then he saw more green grass farther off that looked like it would be better. By now he couldn't see the shepherd and the flock because of the hills he had crossed.

As the day passed, he kept going from field to field, never feeling satisfied with what he found. After a time the sun began to set. The little lamb knew that he was far, far away from the kind shepherd who kept him safe from wolves and other dangers. He was all alone.

It got darker and darker. He began to hear noises that frightened him. He wanted to run back to the flock, but he couldn't remember which way he'd come. He was lost! He began to run in circles helplessly. Then he fell down a steep place and got his foot caught between two rocks. He was trapped! He bleated and bleated, but no one heard him. What if the wolves found him there?

Meanwhile, the shepherd had gathered the rest of the flock together for the night. He counted to make sure they were all there. Wait! One little lamb was missing! Quickly he grabbed his staff and went out into the dark night. He searched and he searched. Would he find the lost one?

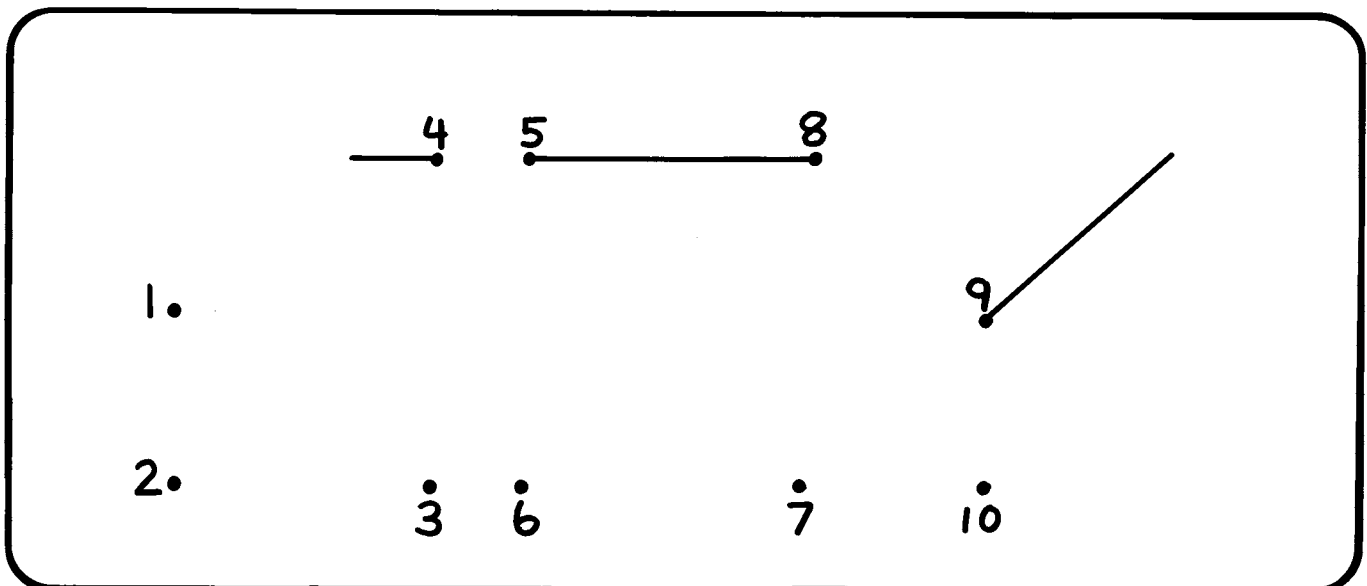
At last he heard a faint bleating coming from the rocky hills. With a shout of joy he ran toward the sound. He climbed down to the scared little lamb and freed him. The shepherd carried him on his shoulders back to the safety of the flock. He was so happy to have found the lost lamb before the wolves had.

How wonderful it is to be safe and sound, thought the little lamb as he snuggled down to sleep. I never want to wander away from the shepherd again.

Just like the kind shepherd who cares for his lambs, God loves and cares for each one of us. When we are lost in the darkness of sin, Jesus seeks for us in love.

Dot-to-Dot

Connect the dots and find a special word that tells what the angels feel when a sinner is saved.



PRIMARY PALS



Japheth's Big Problem

Japheth wiped a tear that rolled down his cheek. He watched the pigs eat the corn husks he had brought them. His stomach hurt from hunger. He found himself wishing that he could eat the pigs' food himself.

Japheth thought back to when he still lived with his family. There they had servants to wait on them and always plenty of food. But he had become unhappy living there. He had asked for his share of his father's money and then left home to live in a country far away. He had wanted to have fun and not have anyone telling him what to do!

At first it had seemed wonderful to be young and have lots of money. He

had gone to parties and made friends who liked to help him spend his money. Japheth had thought he was really having a good time.

But before long all his money was gone. Japheth had gone from being rich and merry to poor and sad. The people he had thought were his friends didn't care about him anymore. Nobody would help him. He had to become a servant. He was sent into the fields to feed pigs.

So here he was in the pigpen, lonely, ragged, and hungry. He began to think about how bad things were. No money, no food, and feeding pigs. Why, even the servants in my father's house are better off than I

am. They have more than enough to eat. I have done nothing good with my life. I'm so sorry for what I've done!

Japheth thought about going home to his father. But would his father love him after he had wasted everything his father had given him? How ashamed he was! Finally he decided to go home and see if he could work as a servant in his father's house. He knew he did not deserve to be called a son anymore.

Japheth began the long trip home. His father saw him coming even


before he got to the house. He ran out to meet his son with love and joy in his heart.

Japheth cried as he fell into his father's arms. "Father! I've sinned against God and you. I don't deserve to be your son anymore, but will you take me back as a servant?"

"Oh, my son! I'm so happy you've come home." Japheth's father told the servants to bring the best clothes and to prepare a dinner in Japheth's honor. The father was happy because the lost son was alive and had come home.

Color by Number

Use the color guide and color the picture of the prodigal son going home.



PRIMARY PALS



The Selfish Rich Man

There once was a man who was very rich. He owned many houses and lots of land. His fields were wide and green. His fruit trees were loaded with fruit. His figs were the biggest. His grapevines had the most grapes. In fact, everything he planted grew wonderfully well.

After a while it was time for the harvest. What would the rich man do with all of his crops? He had more food than he could ever eat. He had more money than he could ever spend in his whole life. He built barns to store all of the food and treasures he owned. But soon his barns were so full that they couldn't hold anymore. What would he do now? He decided to

tear the barns down and build bigger ones.

But he never thought about sharing with anyone. Most of the people who lived nearby had less than he had. Some were beggars, blind, or crippled. They had no homes. They would have been happy to have some bread or figs once in a while. But the rich man was too selfish to think of giving anything away. He wanted to keep everything for himself.

The rich man was pleased as he looked at what he owned. He said to himself, "I've done very well. I have enough to last me many years. I don't need to work anymore. I'll just sit

back and relax. I can eat and drink and have a good time for the rest of my life.”

That was not very smart, was it? He did not stop to think that God had sent the sun and rain for his crops. He never thanked God for strength to work in his fields. He only thought about himself and his riches.

But God knew what the rich man was thinking. God said, “You have been a fool. Tonight you are going to die. Who will get all these riches then?”

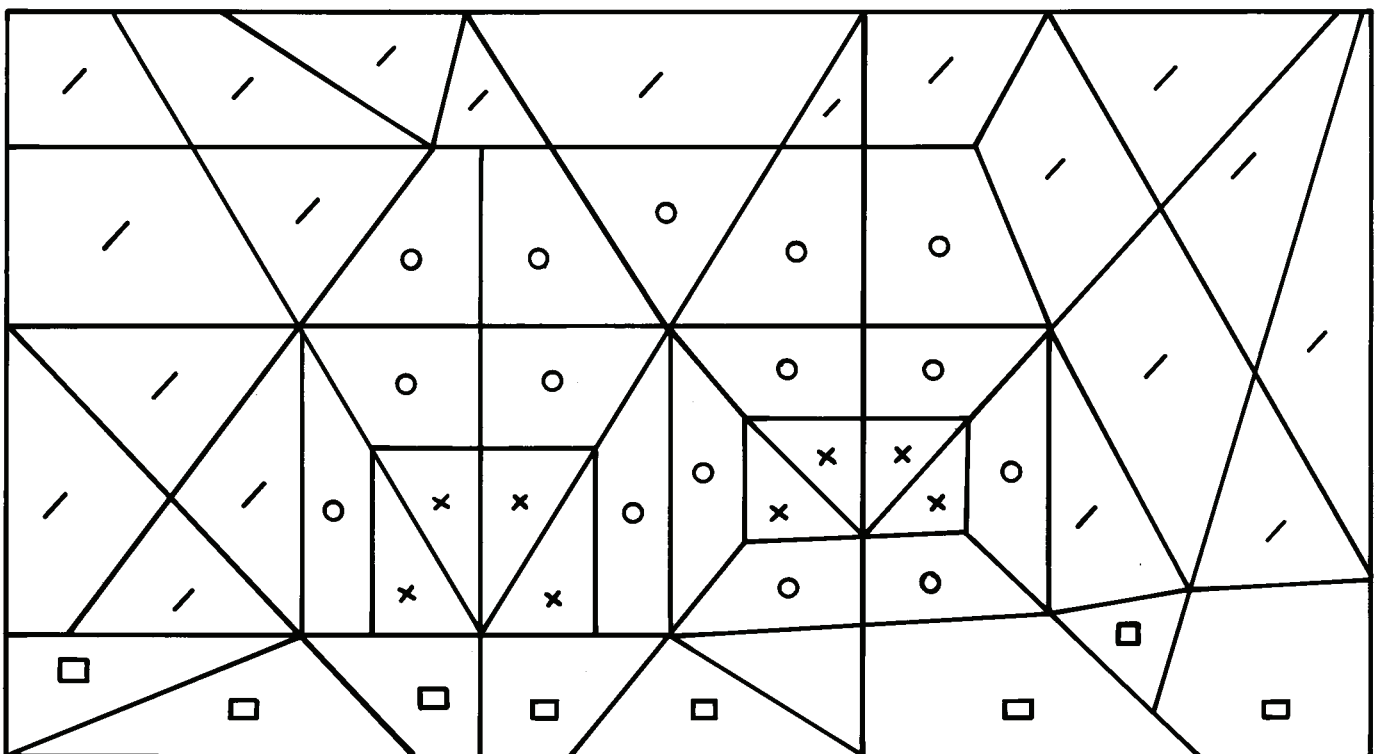
The rich man never did get to enjoy his riches, because he had not loved and obeyed God. He had spent his life being greedy and selfish.

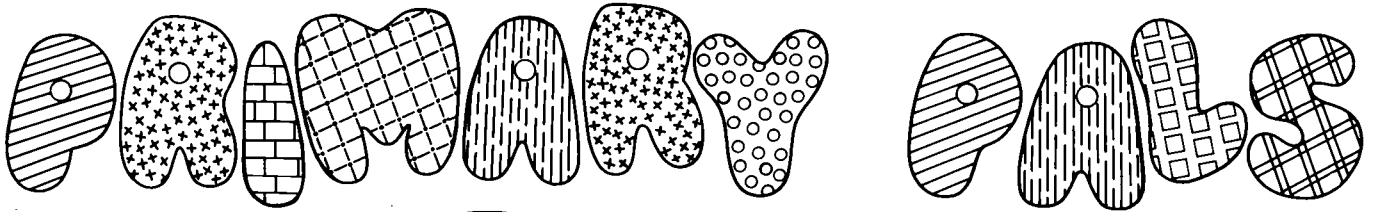
This story in the Bible is a warning to us. God does not want us to let money become too important. We must not forget Him or forget to think about helping others. Heaven is more important than the things we have in this world. Someday everyone who loves and obeys God will receive treasures up there. Do you want treasures in Heaven?

Color the Spaces

What did the rich man build? To find out, use the color guide and color the spaces.

Color Guide: O = Red X = White / = Blue □ = Green





The Real Winner

Amy was so excited she could hardly wait to get to school! Today Miss Brown would announce the winner of the Student of the Year award. Miss Brown thought about several things in choosing the winner. Among them were good grades, helping after school, neatness, and being friendly.

As Amy and her classmate Jenny walked to school, they talked about the coming summer vacation. Then Jenny said that she had just remembered that today was the day for the Student of the Year award.

"How could you have forgotten that?" Amy asked with a surprised look. "Of course it means more to me than to most. I already have a place on

my wall to hang the award. I can't wait!"

Now Jenny looked surprised. "Did Miss Brown already tell you that you won?"

"No, but I'm sure I will. Really, Jenny, who do you think she would give it to besides me?"

"Well, I'm not sure," said Jenny. "But there are quite a few students who have done really well this year."

Amy said, "One of those is me, right? After all, I got straight A's on my report cards. My clothes are nicer than anyone else's. I always helped Miss Brown clean up the art area after school. And who is more popular than me?"

Jenny didn't know what to say. So she just prayed silently that God would show Amy that pride was an awful thing. If only Amy loved Jesus, she thought to herself.

The time came for the big announcement. Everyone was looking at the teacher. "I'm happy to say that Jenny Peters is the winner of the Student of the Year award," Miss Brown said.

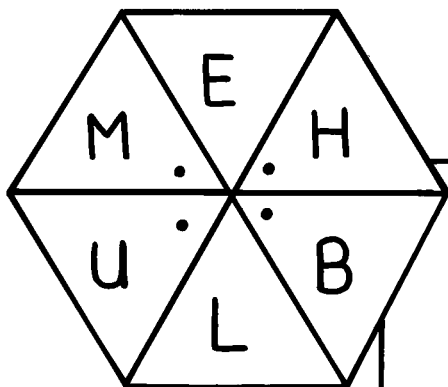
Amy had already started to stand up. She dropped back into her seat with a shocked look. Some of her classmates giggled because she had told them that she would win. Tears came to her eyes.

Miss Brown went on, "Jenny won the award for many reasons. She has good grades. But even more important, she is kind and helpful to her classmates. She helped James with his reading after class and showed Glenda how to bat a baseball. Jenny knows that it is good to think of others and not just herself."


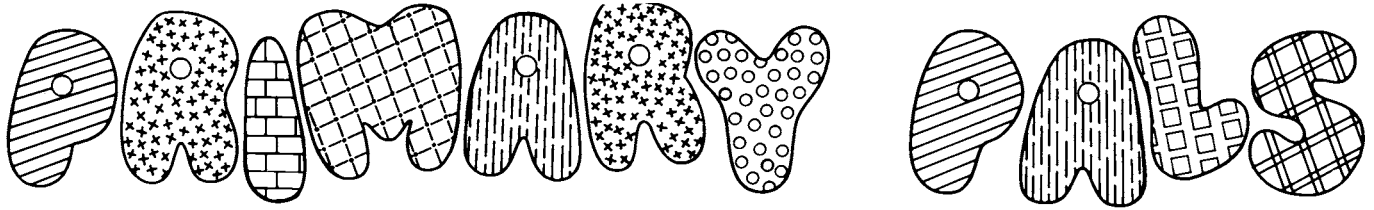
Amy was very unhappy. But after a few days she began to think about how full of pride she was. She thought of how happy and caring Jenny always seemed to be. Is it because she is a Christian? Could Jesus help me to be happy? The first chance I get I'm going to ask Jenny.

Triangle Code

Use the triangle code to find the main word in this lesson. Match the triangles and write the correct letters on the lines in the box.



<hr/>					



Miracle at the Wedding

I hadn't even finished breakfast when I heard my father calling me, "Hurry, Asriel, we must not be late!"

My father was the head servant for a wedding that day in Cana, where we live. Since I was the oldest son, I had to go along and help while my little brothers stayed home and played.

Father seemed nervous as we pulled the cart full of supplies to the house. He had never been head servant before. He wanted everything to turn out perfect.

Soon the house was crowded with people rushing back and forth. They pointed this way and that, hurrying to get everything ready. Father was busy checking the food and wine. He had

spent a lot of time adding up how much of everything was needed. I made so many trips in and out of the house that I was tired before the dinner even started!

Finally the guests came and the feast began. I heard some people talking to a man named Jesus. I didn't know Him but someone said He was from Nazareth. Something about Him caught my attention and I began to watch Him.

Suddenly, something really awful happened. Father came running and told me that the guests were out of wine. Soon they would be asking for more. But we had no more! Father was

afraid he would never be head servant again.

I was working near Jesus when His mother walked up to Him. She told Him that we were out of wine. Why did she do that? Did she think He would go and get some?

I walked back to where my father was trying to get the last drops of wine out of the pots. He was very upset. Then Jesus' mother came up and said we should do what Jesus told us.

Jesus said to fill six waterpots with water. As we did, I asked Father what we were going to do with them. He told me servants shouldn't ask questions. They should just obey. When the pots

were all full of water, Jesus told us to fill the guests' glasses!

Father did as he was told. I began to fill glasses too. Sure enough, it looked like wine! But what would happen when they tasted it?

The governor of the feast tried the wine. With a surprised look he called the bridegroom over to him. He said that it tasted even better than the first wine! My father was so thankful that Jesus was there.

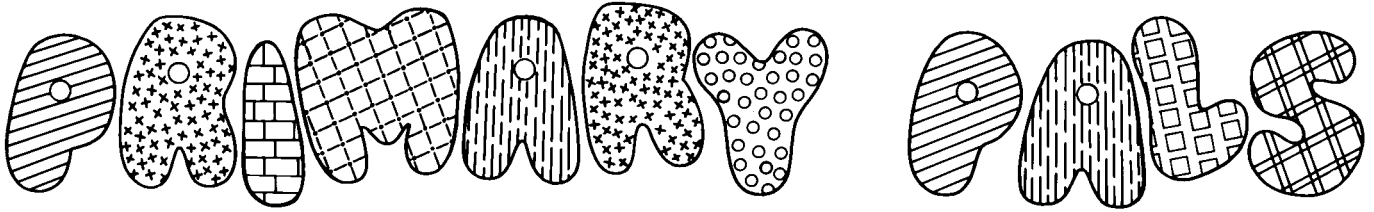
I had never seen a miracle before that day. Since then this same Jesus has done many more miracles in our land. I have decided to be one of His followers.

Hidden Words

Find and circle each of the words of the memory verse in the puzzle below.

MANY BELIEVED IN
HIS NAME WHEN THEY
SAW THE MIRACLES
WHICH HE DID.

L	M	I	R	A	C	L	E	S
B	M	P	T	H	E	I	N	T
E	X	A	G	N	A	M	E	H
L	F	U	N	G	O	Y	F	E
I	W	J	O	Y	K	H	J	Y
E	H	F	Z	U	L	I	S	G
V	E	X	D	I	D	S	A	C
E	N	F	O	G	Z	J	W	L
D	P	H	E	W	H	I	C	H



Jesus, the Healer

“Dad, what’s a centurion?” Jon asked as he carried his Bible into the living room.

Motioning to his son to join him on the couch, Mr. Thompson answered. “A centurion was an officer in the Roman army. He was in charge of one hundred soldiers. What are you reading about?”

“About when Jesus healed the centurion’s servant.”

“Tell me what happened.”

“Well, one of the centurion’s favorite servants was real sick. In fact, he was going to die. Then the centurion heard about Jesus. He sent someone to ask Jesus to come and

make his servant well. But this next part I don’t understand. The Jews said that the centurion had built them a synagogue. What’s that?”

“A synagogue is like a church building. It is where the Jewish people worship. Romans didn’t usually help the Jewish people like that. What happened next?”

“Before Jesus even got to the house, the centurion sent some friends with a message. He didn’t think he was good enough to have Jesus come to his house. He said that Jesus could just say the words where He was and the servant would be healed. And that’s just what happened!”

“Tell me, Jon, how was his faith like ours today?”

Jon thought for a minute and then said, “Jesus is in Heaven now. So we have to pray and ask Him to help us with what we need also!”

Mr. Thompson smiled. “That’s right. Now let me tell you about someone who used faith like that. You know the Smith family at church. Well, about the time you were born, Sister Smith was very sick. She got so sick that she couldn’t eat and was so weak they knew she couldn’t live much longer.

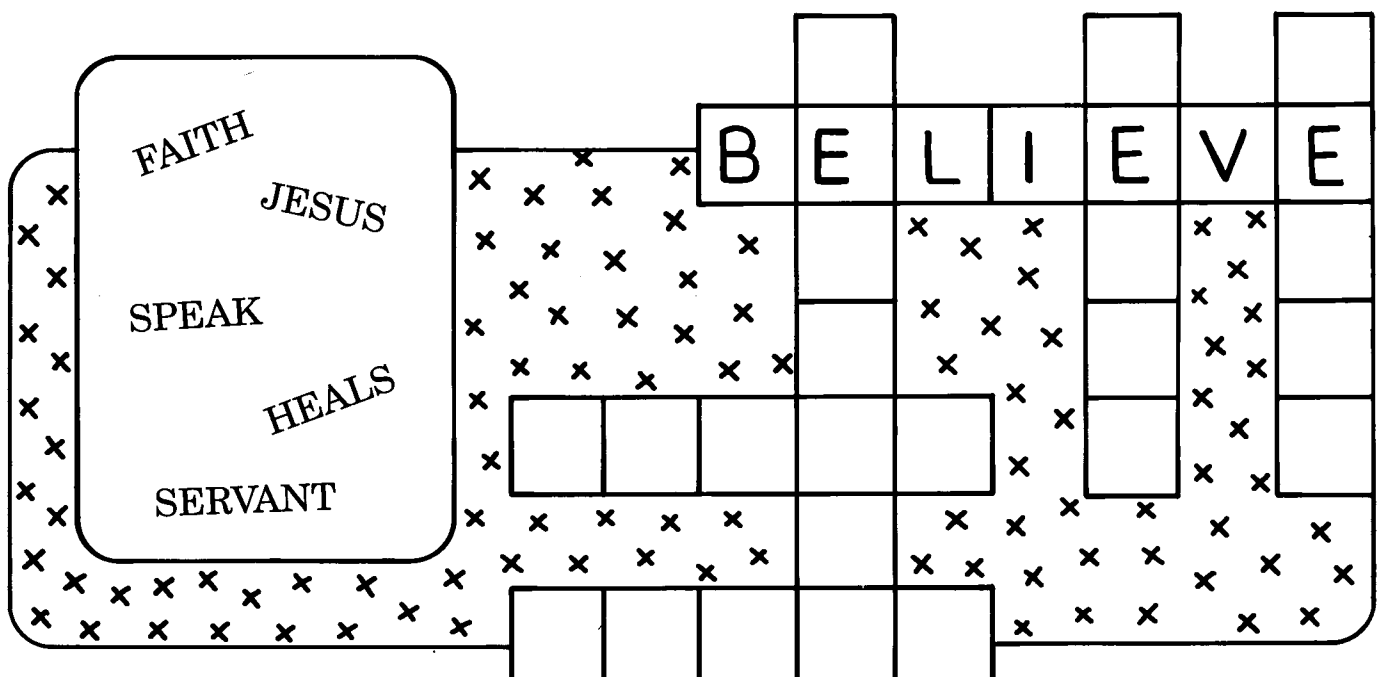
“But, she wanted to trust God. She had read in the Bible, ‘I am the Lord that healeth thee.’ She knew that He

had saved her from sin and had given her power to live for Him. He surely could heal her body. One night we had a special all-night prayer meeting for her. That very night she woke up and felt that Jesus was in her room. She knew He had healed her. In the morning she got up and made breakfast and ate with the family! She hadn’t been able to do that for months. Within two days there was no sign of the sickness. She’s been well ever since and that’s been over seven years ago.”

Jon smiled and said, “I want to have faith just like the centurion and Sister Smith. I know Jesus can do anything!”

Crossword Puzzle

Write the words from the list where they fit in the grid.



PRIMARY PRIS



Sadness Turned to Joy

Oh, what a sad day it was. I had just come from the market here in the town where we live. My mother was crying in the doorway of our house. I asked what was wrong. She told me that our neighbor's son had just died. What made it so sad was that he was her only son. Her husband was dead and now she would be all alone.

As people heard the news that day, there was much sadness in our little town. It was hard to understand why God let such a thing happen. Didn't He care about the widow? Does He care about people at all? Does He care about me?

I asked my mother what she thought. She told me, "This is a sad

thing that has happened, Mary. But we must never forget that God is always good. He cares very much for the widow and for all of us."

Most of the people of our town were going with the widow to bury her son. Everyone was sad and crying as they walked.

I thought again about what my mother had told me. But I still wasn't sure that God really cared for me. As I walked with the crowd toward the city gate, I prayed God would help me trust Him.

Just as we passed through the gates a crowd of people met us. There was a Man at the front that they seemed to be following. As He came close, I could

see that He felt sorry for the widow. What a look of love He had on His face! Who was this Man?

He walked up to the widow and said, "Weep not." I wondered how He could expect her to stop crying on a day like this.

Then He touched the coffin and said, "Young man, I say unto thee, Arise." And our neighbor's son, who was dead, sat up! He began to speak to the people around him. We were all so surprised we hardly knew what to do.

The widow's sadness turned into joy. All of her friends were happy too. Everyone was smiling and laughing

now. I wanted to know who this Man was who could do such a miracle. I found out that His name was Jesus. He was the Savior who had been promised. God had visited our town!

In the days that followed I went to hear Jesus teach. He told us many wonderful things about life here and life after death. As I heard Him speak, I knew that God really did care for me. Not only could Jesus bring the dead to life, but He came to give us new life. He told us that through Him we can be born again. I decided then to give my life to Jesus and serve Him forever. I'm sure glad I did!

Choose and Write

Choose the correct answer to each question. Write the answer on the lines.

What did Jesus say to the mother who was crying?

Smile Weep Not Go Away Leave

What did Jesus say to the young man who had died?

Sleep Walk Arise Sit

PRIMARY PAIRS



Walking on Water

Splash! Water sprayed everywhere when Steve jumped off the diving board and hit the surface of the water.

"How did you like that?" Steve sputtered as he swam to the side where his friend Jerry sat.

"Pretty good splash. Now, let's see you walk on water," Jerry said with a laugh.

Steve lifted himself out of the pool and sat down. "I can't do that myself, but I know Someone who did."

Jerry laughed again and said, "Oh, sure you do. Now I've heard everything. Who walked on water?"

"Two people. Jesus and Peter, His

disciple. You've never heard about that?"

Jerry shook his head, "I guess not. Tell me about it."

"Well, we just studied it in Sunday school yesterday. Jesus told His disciples to get into a boat and cross the Sea of Galilee. Jesus stayed behind. During the night, while they were crossing the sea, a storm arose. The disciples rowed and rowed, but the boat was tossed about by big waves."

"They must have been worn out!" Jerry said.

"I suppose so," Steve continued, "but listen to what happened next. All of a sudden they saw Someone walking

on the water toward them. They were really scared! They thought it might be a ghost or something like that.”

“I thought you said Peter walked on the water too.”

“I’m getting to that,” Steve went on. “Jesus spoke to them and said, ‘It is I.’ Then Peter said to Jesus, ‘If it’s really You, ask me to walk on the water too.’ So Jesus said, ‘Come,’ and Peter walked on the water for a while. Then he started to sink.”

“What do you mean? Why did he sink?” Jerry asked.

“Peter started looking at the waves and he got afraid. But Jesus took hold of his hand and got him back on top. So they walked over to the boat and climbed in. As soon as they did, the

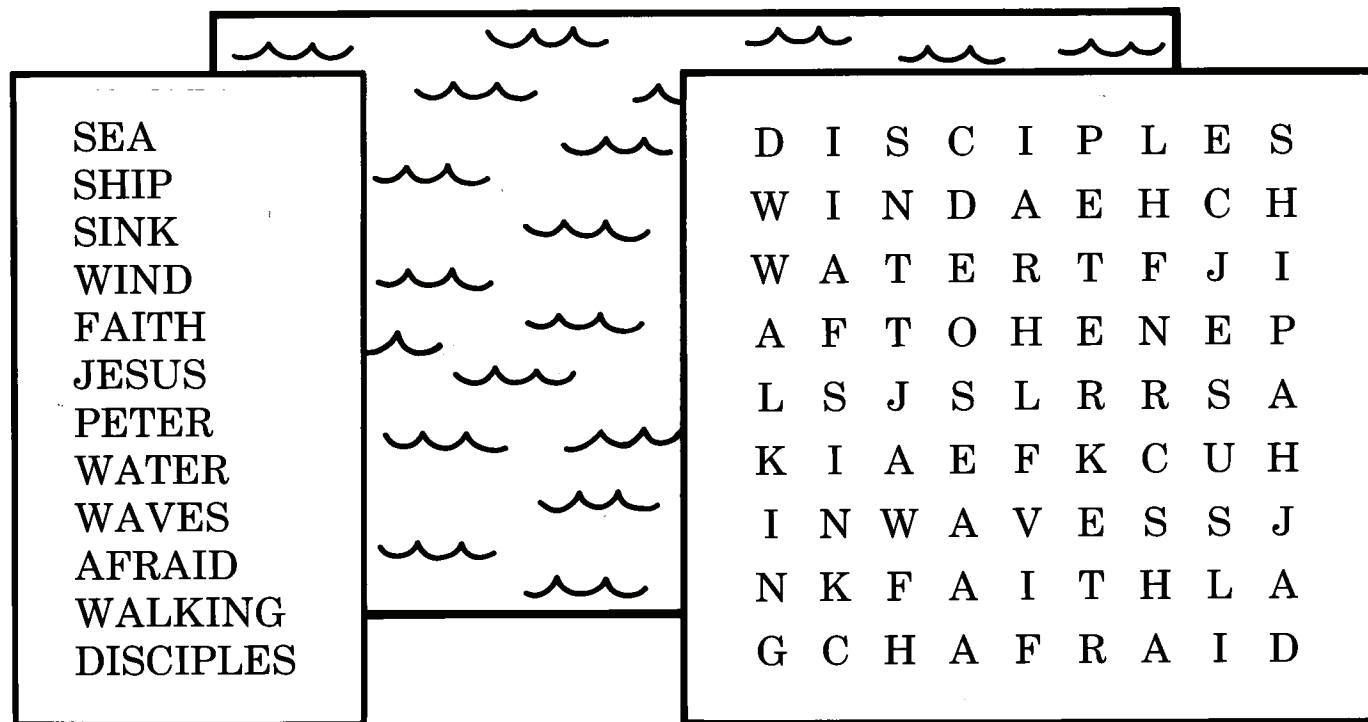
wind quit blowing. And that’s how two people walked on the water.”

The two friends got up and walked over to the concession stand to get some lemonade. As they sat in the sun with their cool drinks, Jerry said, “That’s an interesting story all right. But I know I can’t walk on water, so what good is it to us?”


Steve thought for a moment. “We might never need to walk on water. But sometimes there are hard things to face. You know, like a test or a bully at school. Those can seem like impossible things, but with Jesus you can, well, walk on top of them just like Peter did when he had his eyes on Jesus. It’s worked for me since Jesus saved me. You need to come to Sunday school and learn about Jesus too.”

Hidden Words

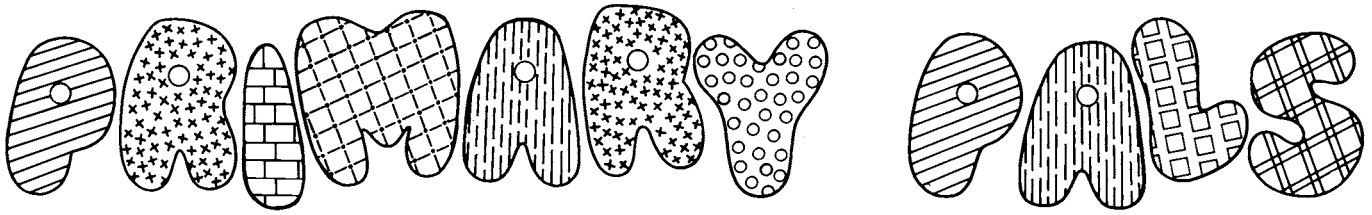
Find and circle each of the words hidden in the puzzle below.



SEA
SHIP
SINK
WIND
FAITH
JESUS
PETER
WATER
WAVES
AFRAID
WALKING
DISCIPLES



D	I	S	C	I	P	L	E	S
W	I	N	D	A	E	H	C	H
W	A	T	E	R	T	F	J	I
A	F	T	O	H	E	N	E	P
L	S	J	S	L	R	R	S	A
K	I	A	E	F	K	C	U	H
I	N	W	A	V	E	S	S	J
N	K	F	A	I	T	H	L	A
G	C	H	A	F	R	A	I	D



A Very Special Book

Tony knocked on the door of his grandfather's study. "Can I come in, Grandpa?" he called.

"Yes, Tony," his grandfather answered. "Come on in."

"Want to see my books?" Tony asked. "I just got three of these for my birthday." He set an armload of books down on his grandfather's desk.

Grandpa picked up the top three books and looked through them. "These are really great. I'm sure you'll enjoy them." Then he looked at the other books. "Why are you carrying these around?"

Tony grinned. "They are my favorites. I want to read them over again."

Grandpa nodded. "I know what you mean, Tony. I have some favorite books too. That one there on the end table is my very favorite. I read it every day."

Tony's eyes widened. "Wow, that must really be a special book. Even my very best books I don't read every day!" He walked over to the end table and looked down at the book. "Oh, this is a Bible, Grandpa!"

"That's right," Grandpa smiled. "The Bible is one book that stands out from all books, Tony. It is in more homes around the world than any other book. It has been printed in nearly every language. Most people probably read other books, even

famous classics, once. But the Bible is read over and over again.”

“Why is that, Grandpa?” Tony questioned. “What makes the Bible different from other good books?”

Grandpa came over and sat down in his big chair. “It’s because the Bible is a living book, Tony.”

Tony looked puzzled. “What do you mean, Grandpa? How can a book be alive?”

“It is alive because it makes sense for today. And it was written thousands of years ago!” Grandpa answered. He opened the Bible. “It says here that all Scripture is given by inspiration of God. That means God

told the writers what to say. God knew what the people of that day needed to hear. And He knew what we would need today. So the Bible is for the people of every time in history. It will never be out-of-date.”

Tony looked down at the book in his grandpa’s lap. “I know something else about the Bible, Grandpa. It’s all true!”

“That’s right, Tony. It’s true because it is God’s words, not man’s. That makes it very special.”


Tony sat down on the arm of the chair. “Grandpa, Grandma said lunch won’t be ready for about half an hour. Is there time for you to read me a story out your special book?”

True or False

If the sentence is true, circle T. If the sentence is false, circle F.
Don’t peek at the answers until you are done.

- | | |
|---|-------|
| 1. The Bible is a new Book. | T / F |
| 2. The Bible tells about things God said and did. | T / F |
| 3. One man wrote the whole Bible. | T / F |
| 4. Parts of the Bible are not true. | T / F |
| 5. Part of the Bible was once written on stone. | T / F |
| 6. The Bible tells about Jesus. | T / F |

Answers: 1-F, 2-T, 3-F, 4-F, 5-T, 6-T



The Old Testament

Have you ever seen a baby book that a mommy writes in? A baby book is very special. It tells about the baby's birth and growth. You could say it is a history book of his early years.

It is a lot like another very important book—the Bible. The first part of the Bible is called the Old Testament. It is divided into thirty-nine sections which we call books.

The baby book and the Old Testament don't look the same. In the baby book are lots of cute drawings. Maybe there are some photographs pasted on its pages. The Old Testament looks like just a lot of writing. So how are they alike?

First of all, they are both stories of beginnings. The baby book tells about when the baby was born. The Old Testament begins with how God created the world.

The baby book has places to write in things about the baby's life. It tells when he got his first tooth. We read about his first step and what his first words were. The mommy writes about other special times too.

After the Creation story, the Old Testament tells about other events in the world. We read the history of the Children of Israel in the first seventeen books of the Old Testament. We have heard some of those stories in

Sunday school. We heard about Joseph and his coat of many colors. We learned of Moses and the Red Sea crossing. David and Goliath and many other stories are there too.

Sometimes in a baby book there are poems about the baby. The Old Testament has a part called the poetic books. One of these is called the Book of Psalms. King David wrote many of these poems. One of them is Psalm 23 which starts with, "The Lord is my shepherd."

Think about the baby book again. Sometimes it has wishes for the baby written by the mommy and daddy. It might have a place to write down what the child thinks he wants to be when

he grows up. These are ways of looking ahead to the future. They may or may not come true.

Prophets of God wrote the last seventeen books of the Old Testament. Some of the things in these books have already happened. Do you remember Daniel and the lions' den? How about Jonah and the big fish? The prophets also told about things that will happen in our future. Everything they wrote about will come true.


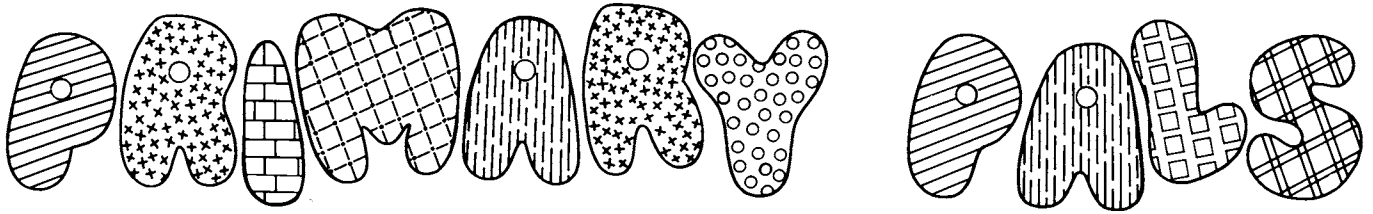
Even if you don't have a baby book at your house, you probably have a Bible. Look at the Old Testament. You'll find there are many exciting things to read about!

Hidden Words

Find and circle the words hidden in the puzzle below.

JOB
JOEL
RUTH
JONAH
KINGS
DANIEL
EXODUS
ISAIAH
JOSHUA
PSALMS
SAMUEL
GENESIS
MALACHI
JEREMIAH

A J E R E M I A H X D
J O N A H K G M H Y A
G E N E S I S J P I N
B K Q X O N Z S O W I
M N F O M G F A J E E
A E A D E S P M C F L
L D L U L G S U J R B
A J O S H U A E U U D
C O R L O E L L I T A
H B P C T G M H V H N
I C B S K I S A I A H



God's New Testament

My name is John. The ruler of my country sent me to this small, lonely island of Patmos because I am a Christian. This was part of his plan to make trouble for those who follow Jesus. Many other people have been sent here in years past as punishment. To most of them this rocky piece of land was a prison without bars.

But I have not been alone among these hills and in the dark caves. God has visited me here. I think of the great vision He gave me in this place. What wonderful things He showed me during those days!

God wanted me to write down the things I saw. Some of the messages were for the seven special church

groups. But the words which God gave me will also have a meaning for other people. The needs that Christians have now will be the same for Christians of coming days.

I feel the same way about the other letters which God told me to write. I want everyone to learn that Jesus Christ is the Son of God. They need to know that by believing in Him they can have eternal life!

God gave messages to some of His other helpers too. I think about what my friend Matthew wrote. He told how Jesus was born in Bethlehem. He wrote about the Wise Men who followed a special star. They wanted to see the baby King Jesus.

Luke also wrote about Jesus' birth. He told of the angels who gave the news to the shepherds about the birth of a Savior. He went on to write the whole story of Jesus and His teachings. I'm sure it will be a blessing to all who read it with an honest heart.

My friend Mark, told about the greatest thing that has ever happened. What a miracle it was when Jesus rose from the dead! We know that our writings will help others believe too.

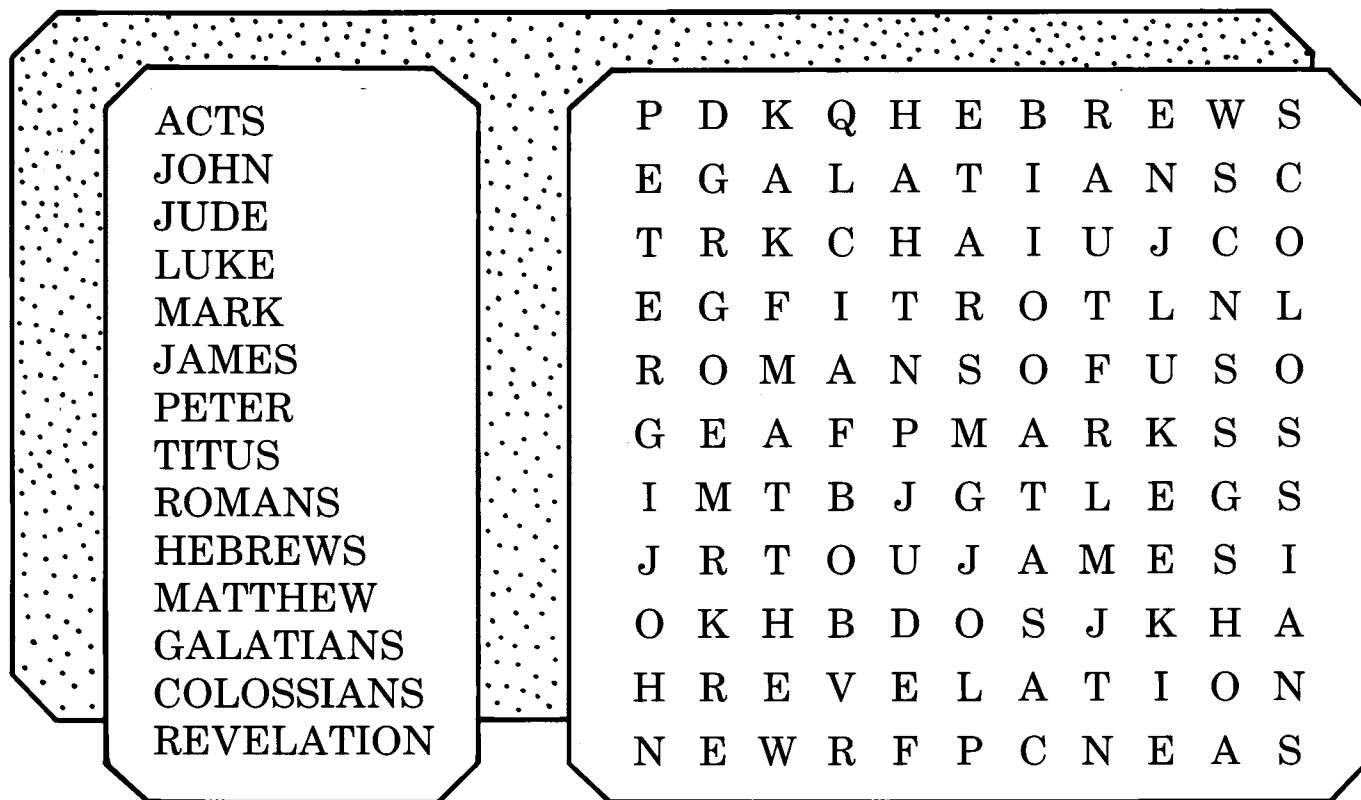
Peter and James have also written letters to groups of Christians.

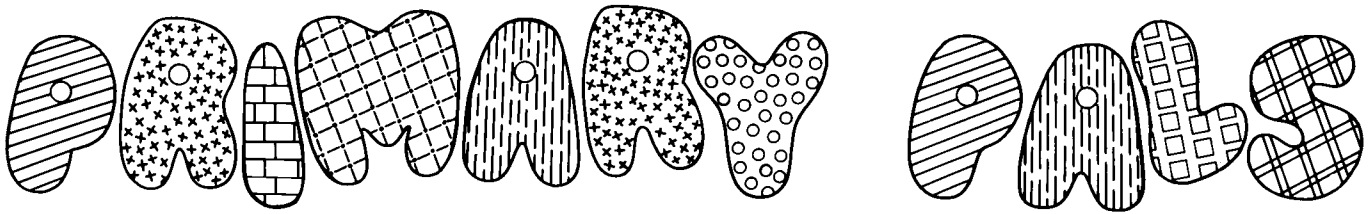
Another writer is Paul. For many years he fought against Christians and the Gospel of Jesus Christ. But now he loves Jesus. Paul's letters have already been a great help to the believers.

God showed all of us what to write. He wants people everywhere to read what has happened since Jesus was born. I pray as I sit here on this island and look over the sea around me. May God use these words to His glory. Through them many people will believe on Jesus' name and be saved.

Hidden Words

Find and circle the words hidden in the puzzle below.





God Loves You!

Shelley pushed the chocolate chip cookie away. Usually they were her favorite. But right now nothing sounded good.

"What's the matter, Shelley?" asked her mother. "You haven't touched your cookie. And you look so sad."

"I'm not hungry," Shelley answered. "I keep thinking about that party Lisa is having. All the girls were invited except me. It's not fair."

Shelley's mother came over and patted her shoulder. "I'm sorry you are so sad, Honey."

"Nobody loves me, Mom." Tears came into Shelley's brown eyes.

Shelley's mother sat down beside her. "We all feel that way now and

then. But it isn't really true. Daddy and I love you. So does Uncle Mark and Auntie Michelle, and Grandma and Grandpa and lots of other people. But best of all, God loves you! The whole Bible tells about God's love for us."

Shelley looked up, a spark of interest showing on her face. "Really, Mom? I know we learn about God's love when we read how Jesus was born in a manger. And the Easter story shows love also. But is it in other places too?"

"Yes," her mother said. "Think about the Creation. God showed His love for us when He made such a beautiful world for us to live in. In Genesis we also read the first promises of the

Savior who would come. All through the Bible we see how God showed His love and patience.”

Shelley started to nibble at her cookie. “And the promises Jesus gave us show His love too. Someday He will take us to be with Him in Heaven.”

“That’s right, Shelley,” her mother smiled. “Do you know one of the best things we can do when people treat us unkindly?”

“What?” asked Shelley.

“We can ask God to give us a chance to share His love with them!”

Shelley thought for a minute. “You mean Lisa and all the girls that went to her party?”


“Yes,” said her mother. “Why do you think sharing God’s love with them is better than acting angry?”


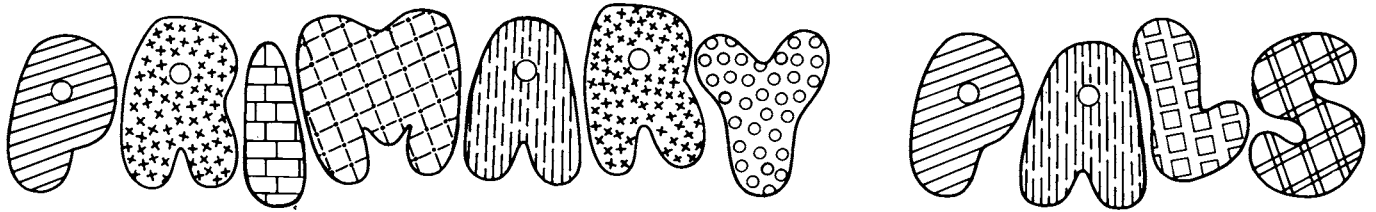
“Well, they might decide it must be good to be a Christian. They will see that I didn’t act bad even though I felt sad inside.”

“You’re right, Shelley. And I think you have learned something very important. No matter what happens, God loves you.”

The Main Theme

To discover a most important word, draw a line to connect the O’s. Don’t cross over any X’s.





Reading the Good Book

"Did you get everything back in your overnight bag, Julie?" asked Sue. "I'm sure glad you got to spend the night. I've been wanting someone to stay over for ages. I hope before vacation is over that we can do it again."

"That would be fun, Sue," said Julie. "I really had a good time."

Just then Sue's mother called from the living room. "Sue! Julie! Come on into the living room for a few minutes. It's time for devotions."

"Devotions?" asked Julie. She looked up from the bag she was zipping. "What's that?"

"Every morning we read the Bible and pray together," said Sue. "Don't you do that at your house?"

"No," answered Julie. "I think we have a Bible around somewhere. But I can't remember anyone ever reading it. I thought the Bible was kind of a boring book."

Sue laughed. "Oh, it's not boring at all, Julie. It's full of exciting stories. And it tells how to live a good life and get ready for Heaven. It even has some sections that are almost poetry. And I know you like poetry, Julie!"

Julie nodded with a grin. "That's true. Now we'd better get to the living room before your Mom calls us again."

In a few minutes the whole family was together. Sue's father picked up the Bible from the coffee table. "Julie,

during our devotion time the past few days we have been reading from the Book of Psalms. These are a group of prayers and praises. Many of them were written by a famous king of Israel named David." Everyone was quiet while he read. Then the whole family knelt and prayed together.

Back in Sue's bedroom, Julie was quiet for a few minutes. Then she said, "Sue, I really enjoyed that. It made me feel good to hear those words from the Bible."

"We like it too," her friend agreed. "It's been part of our family time together all my life."


"Do you read the Bible together just because you enjoy it, Sue? Or is there another reason?"

"Well, we do enjoy it. But there is another reason too. God tells us to read His Word. There's a verse in Isaiah that says, 'Seek ye out of the book of the Lord, and read.' We feel happy inside when we do that."

Julie said soberly. "I'm sure you're right. My family doesn't read the Bible together. But, I just remembered, I do have a little Bible that my grandma gave me a long time ago. I'm going to get it out and start reading it for myself."

Connect the Dots

Draw a line from dot to dot as you follow through the memory verse in order. Start at the circle. You will find something that tells us the words of God.



Preparing for This Bible Lesson

Parent's Corner

As we conclude our unit of study about the Bible, we will be centering our attention on why the Bible should be a daily part of our lives. We'll be talking about studying our Bible and putting into practice the truths on its pages.

If your child has learned to read, this is a good time to help him start to read the Bible on his own. You might begin with the Scriptures given each week in the Time Together box on this page. Help him with the difficult words and be sure he understands the meaning of each verse.

Your child might find it interesting to keep a daily calendar during the coming months showing which days he read a Bible verse on his own. Buy a package of small Bible stickers at your local Bible bookstore. When he reads a verse, let him put a sticker on the appropriate date.

Time Together for Family Devotions

Verses to help your child understand this Bible lesson.

SUNDAY: Isaiah 34:16

MONDAY: Deuteronomy 11:19


TUESDAY: John 5:39

WEDNESDAY: Deuteronomy 17:19

THURSDAY: Luke 21:33

FRIDAY: II Timothy 2:15

SATURDAY: Jeremiah 15:16



Bible Text


James 1:22-27
Matthew 7:24-27

Memory Verse

Seek ye out of the book of the LORD, and read. — Isaiah 34:16

Read and Obey

After we read our Bible, we must do what God's Word says. Draw a line to match each deed to the wise or foolish man. Which man did what God's Word says?



The illustration shows a cliff on the left. At the top of the cliff is a house with a tiled roof and a chimney. Below the cliff, the text "WISE MAN" is written. To the right of "WISE MAN" are four dots arranged vertically. At the bottom of the cliff, a house is shown falling into the water. Below the water, the text "FOOLISH MAN" is written. To the right of "FOOLISH MAN" are four dots arranged horizontally. To the right of the cliff, there is a list of eight deeds, each preceded by a dot.

WISE MAN

-
-
-
-

FOOLISH MAN

-
-
-
-

- Visit someone who is sick.
- Only have rich friends.
- Share food with the hungry.
- Gossip about people.
- Be a friend to someone.
- Don't help a person in trouble.
- Tell lies to some people.
- Be careful what you say.

Name: _____

Preparing for This Bible Lesson

Parent's Corner

One of the main themes running throughout the whole Bible is that of God's unchanging love for mankind.

In this lesson, your child will learn that God's love is shown from the first promise of a Messiah, found in Genesis, clear through to the promise of Jesus' soon return, found in the Book of Revelation.

As an at-home project for this week, let your child make a list of songs which have to do with God's love for us or our love for God. Some suggestions to get him started: "Jesus Loves Me," "Oh, How I Love Jesus," and "Jesus Loves the Little Children." It might be fun to make a tape of your child singing some of these special songs about God's love.

Time Together for Family Devotions

Verses to help your child understand this Bible lesson.

SUNDAY: I John 4:7

MONDAY: I John 3:16


TUESDAY: John 15:12

WEDNESDAY: John 13:35

THURSDAY: I Thessalonians 3:12

FRIDAY: Matthew 22:37-39

SATURDAY: I John 4:21



Bible Text

I Corinthians 13:4-7,13

I John 4:7-21

Memory Verse

Beloved, let us love one another: for love is of God. — I John 4:7

Show Love

Spin a paper clip, as shown by the example below, and choose a verse that would help you show love in each situation.

1. "Have peace one with another." — Mark 9:50
2. "By love serve one another." — Galatians 5:13
3. "Bear ye one another's burdens." — Galatians 6:2
4. "Let us do good unto all men." — Galatians 6:10
5. "Be ye kind one to another." — Ephesians 4:32



Name: _____

Preparing for This Bible Lesson

Parent's Corner

For this lesson, our focus will shift to the New Testament. Your child will learn that this part of the Bible was written so everyone could know that Jesus is God's Son and that by believing in Him they can have eternal life.

As you work on the lesson with your child, explain to him that there are three main sections in the New Testament. These are the history of Jesus' earthly ministry, the letters of instruction from Jesus' followers, and the prophecies which tell of things yet to come.

A fun game this week could be an adaptation of a familiar alphabet memory game. Start the game by saying "I'm going to Heaven and I'm taking an _____." The item you choose should be mentioned in the New Testament, and should begin with the letter A; for example, an angel. The next player repeats the sentence, giving your word and an additional word beginning with the letter B; for example, an angel and a basket. The game continues until one player cannot remember the whole list in order.

Time Together for Family Devotions

Verses to help your child understand this Bible lesson.

SUNDAY: John 20:31

MONDAY: John 1:1


TUESDAY: John 1:17

WEDNESDAY: Galatians 3:24

THURSDAY: Ephesians 4:32

FRIDAY: I John 5:4

SATURDAY: John 17:20,21



Bible Text

Romans 3:28-31; 10:12,13

Hebrews 9:13-17,28

I Peter 1:3-7; I John 1:1-4

Memory Verse

But these are written, that ye might believe that Jesus is the Christ,
the Son of God. — John 20:31

All About Jesus

There are 27 books in the New Testament. These books are divided into three sections: History, Letters, and Prophecy. Match each section listed on the book below with its description.

Sections:

Descriptions:

HISTORY ●

● The last book of the New Testament that John wrote, telling about the time when Jesus would come again.

LETTERS ●

● The four books of the New Testament that tell about when Jesus lived on earth.

PROPHECY ●

● The 22 books of the New Testament that men wrote telling others about Jesus and how to serve Him.

Name: _____

Preparing for This Bible Lesson

Parent's Corner

Our lesson focuses on the Old Testament. Your child will learn that this portion of the Bible is divided into three main sections: the historical books, the poetical books, and the prophetic books.

In your time together this week, talk over with your child some of the main events recorded in the Old Testament. Mention the Creation, and move through some of the other well-known Bible stories such as Noah and the ark, baby Moses in a basket, and Daniel in the lions' den.

For an activity, give your child a large piece of paper and have him draw two or three scribbles on it. Then tell him to make the scribbles into a picture of some event in the Old Testament, or articles that are mentioned in that event in the Bible.

Time Together for Family Devotions

Verses to help your child understand this Bible lesson.

SUNDAY: Psalm 102:18

MONDAY: Psalm 119:11

TUESDAY: II Peter 1:21

WEDNESDAY: Romans 7:12


THURSDAY: Joshua 23:6

FRIDAY: Psalm 19:7

SATURDAY: Proverbs 28:7

Bible Text

Psalms 24:1-4;
105:7-10; 132:12,13

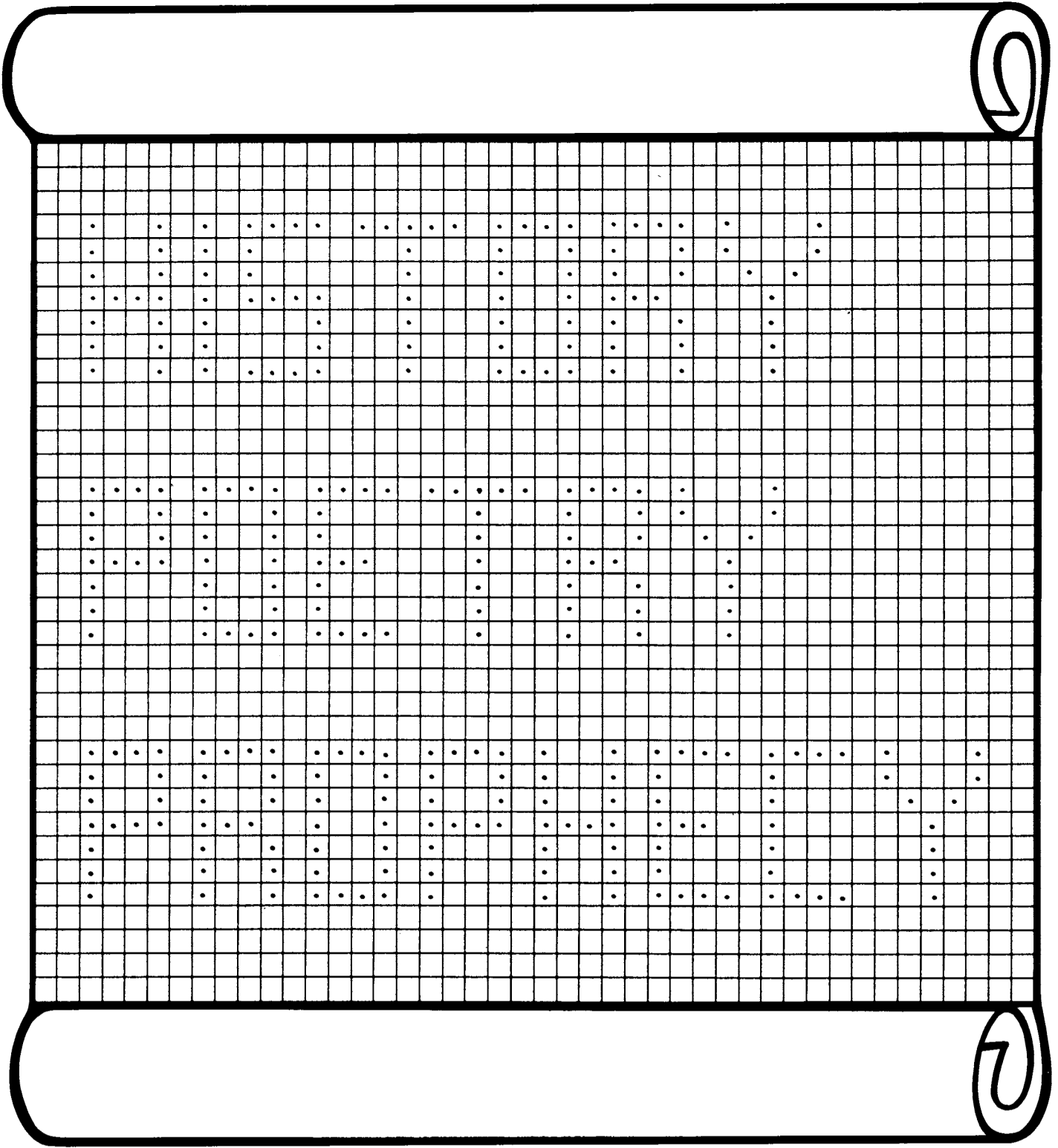


Memory Verse

This shall be written for the generation to come. — Psalm 102:18

For Generations to Come

Color in each square that has a dot in it. You will find the three sections into which the Old Testament's 39 books are divided.



Name: _____

Preparing for This Bible Lesson

Parent's Corner

We are beginning a five-part unit entitled Learning About Our Bible. Your primary child is now of an age where he can begin to realize why this Book is so very important to us.

This first lesson explains that our Bible is special and different from other books because it was inspired by God. Your child will learn that God showed the various authors what He wanted them to write, and that this was done so all people could know about Him.

Show your child the list of the books of the Bible given at the front of the Bible. To help him remember the names, give him the letters from a Scrabble or other spelling game. Let him see how many of the names he can spell using these letters.

Time Together for Family Devotions

Verses to help your child understand this Bible lesson.

SUNDAY: II Timothy 3:16

MONDAY: Isaiah 40:8


TUESDAY: Matthew 24:35

WEDNESDAY: I Peter 1:25

THURSDAY: Job 23:12

FRIDAY: John 20:31

SATURDAY: Romans 15:4



Bible Text

Jeremiah 36:1-32; Luke 1:1-4
Acts 1:1,2; II Timothy 3:16,17
II Peter 1:19-21

Memory Verse

All scripture is given by inspiration of God. — II Timothy 3:16

Old and New

Below are the names of some of the men who wrote parts of the Bible. If they wrote in the Old Testament circle OLD. If they wrote in the New Testament circle NEW. As a star bonus write on the line the name of the book each one wrote.

AMOS — OLD / NEW ☆ _____	DANIEL — OLD / NEW ☆ _____
DAVID — OLD / NEW ☆ _____	JAMES — OLD / NEW ☆ _____
JEREMIAH — OLD / NEW ☆ _____	JOEL — OLD / NEW ☆ _____
JOHN — OLD / NEW ☆ _____	JONAH — OLD / NEW ☆ _____
JUDE — OLD / NEW ☆ _____	LUKE — OLD / NEW ☆ _____
MARK — OLD / NEW ☆ _____	MATTHEW — OLD / NEW ☆ _____
MOSES — OLD / NEW ☆ _____	PAUL — OLD / NEW ☆ _____
PETER — OLD / NEW ☆ _____	SOLOMON — OLD / NEW ☆ _____

Name: _____

Preparing for This Bible Lesson

Parent's Corner

This lesson tells of the dramatic account of how Jesus walked on the water to His disciples. Your child will learn how Peter wanted to walk on the water toward Jesus and was able to do so until he became afraid.

As you talk over this story together, your child should understand that when Jesus calls us to do something, He makes a way, even though it may seem impossible.

Help your child make a memory verse sign this week. Give him two spring-type clothespins. Let him decorate them with flowers or stripes using felt-tip marker pens. Make a small signboard from construction paper, and glue it to lightweight cardboard. Have him carefully print his memory verse on the signboard. Attach the two clothespins to the base to hold up the sign, and let him place the sign on a dresser or table where he can read and study it daily.

Time Together for Family Devotions

Verses to help your child understand this Bible lesson.

SUNDAY: Mark 9:23

MONDAY: John 14:13

TUESDAY: John 3:2

WEDNESDAY: Exodus 14:21

THURSDAY: Luke 1:37

FRIDAY: Genesis 18:14

SATURDAY: John 11:40



Bible Text


Matthew 14:22-23

Memory Verse

All things are possible to him that believeth. — Mark 9:23

Don't Be Afraid

Follow through the paths from both ends to help Peter and Jesus meet in the center of the water maze.



Name: _____

Preparing for This Bible Lesson

Parent's Corner

One of the magnificent aspects of Christ is that through Him we have life—both physical and spiritual. Our lesson brings out that since He created life, He can also restore life.

This reality is beautifully illustrated in the account of Jesus' raising the widow's son from death. As you study this lesson with your child, he should be able to visualize how the woman's sorrow was changed to joy when this miracle took place.

Let your child make a Life Book using pictures cut from magazines. Help him select pictures depicting living things created by God. These can be cut out and pasted on pages of paper. Then punch holes at the top or side of each page and lace the book together with brightly colored yarn.

Time Together for Family Devotions

Verses to help your child understand this Bible lesson.

SUNDAY: John 1:4

MONDAY: Matthew 9:18,25


TUESDAY: John 11:43,44

WEDNESDAY: John 11:25

THURSDAY: John 14:6

FRIDAY: Acts 9:40

SATURDAY: Matthew 11:5



Bible Text


Luke 7:11-16

Memory Verse


In him was life; and the life was the light of men. — John 1:4

Alive Again!

The picture story below shows the young man's mother and Jesus. Finish the picture story by drawing the man after Jesus made him live again.



The dead man's mother cried.



Jesus said, "Arise!"

The man was alive again! (Draw a picture of the man.)

Name: _____

Preparing for This Bible Lesson

Parent's Corner

This lesson illustrates the miraculous power of Jesus to heal the sick. This is very important for the primary child to learn, because it is at this young age that a basic faith and trust in God is established.

Your child will listen to the account of how Jesus healed the centurion's servant by merely speaking the words. We want the children to understand that the belief the centurion had was necessary, and it is also necessary for us to believe God when we come to Him with a request.

Although short, the memory verse for this week is an easily-remembered statement which sums up our belief in God's power to heal. Help your child review this verse by letting him spell it out using alphabet macaroni.

Time Together for Family Devotions

Verses to help your child understand this Bible lesson.

SUNDAY: Exodus 15:26

MONDAY: Matthew 4:23


TUESDAY: Matthew 8:16

WEDNESDAY: Isaiah 53:5

THURSDAY: Matthew 8:14,15

FRIDAY: Luke 6:19

SATURDAY: Matthew 9:29,30



Bible Text


Luke 7:2-10

Memory Verse

I am the LORD that healeth thee. — Exodus 15:26

Trust Jesus

Match the shapes with letters in them to the shapes in the heart puzzle.
Write the correct letter on each line. You will find a special message.



Name: _____

Preparing for This Bible Lesson

Parent's Corner

Miracles of Jesus is the theme for our new unit of lessons. A basis for this study must be an understanding of the word *miracle*. Your child will learn that it is “a supernatural happening which cannot be explained by natural causes.”

We begin the series of four lessons with the story of Jesus' first miracle—the changing of water into wine at the marriage in Cana. Your child will learn that Jesus is still performing miracles today.

As your child studies the memory verse for this lesson, help him learn it by writing each word of the verse on a separate slip of paper. Let him arrange the papers in the proper order. He might have fun attaching the slips to the door of your refrigerator, with magnets. Or he could tape each paper onto a backing sheet using double-stick tape.

Time Together for Family Devotions

Verses to help your child understand this Bible lesson.

SUNDAY: John 2:23

MONDAY: Matthew 17:27


TUESDAY: Matthew 21:19

WEDNESDAY: Mark 8:19,20

THURSDAY: John 4:53

FRIDAY: John 7:31

SATURDAY: John 10:37,38



Bible Text

John 2:1-11

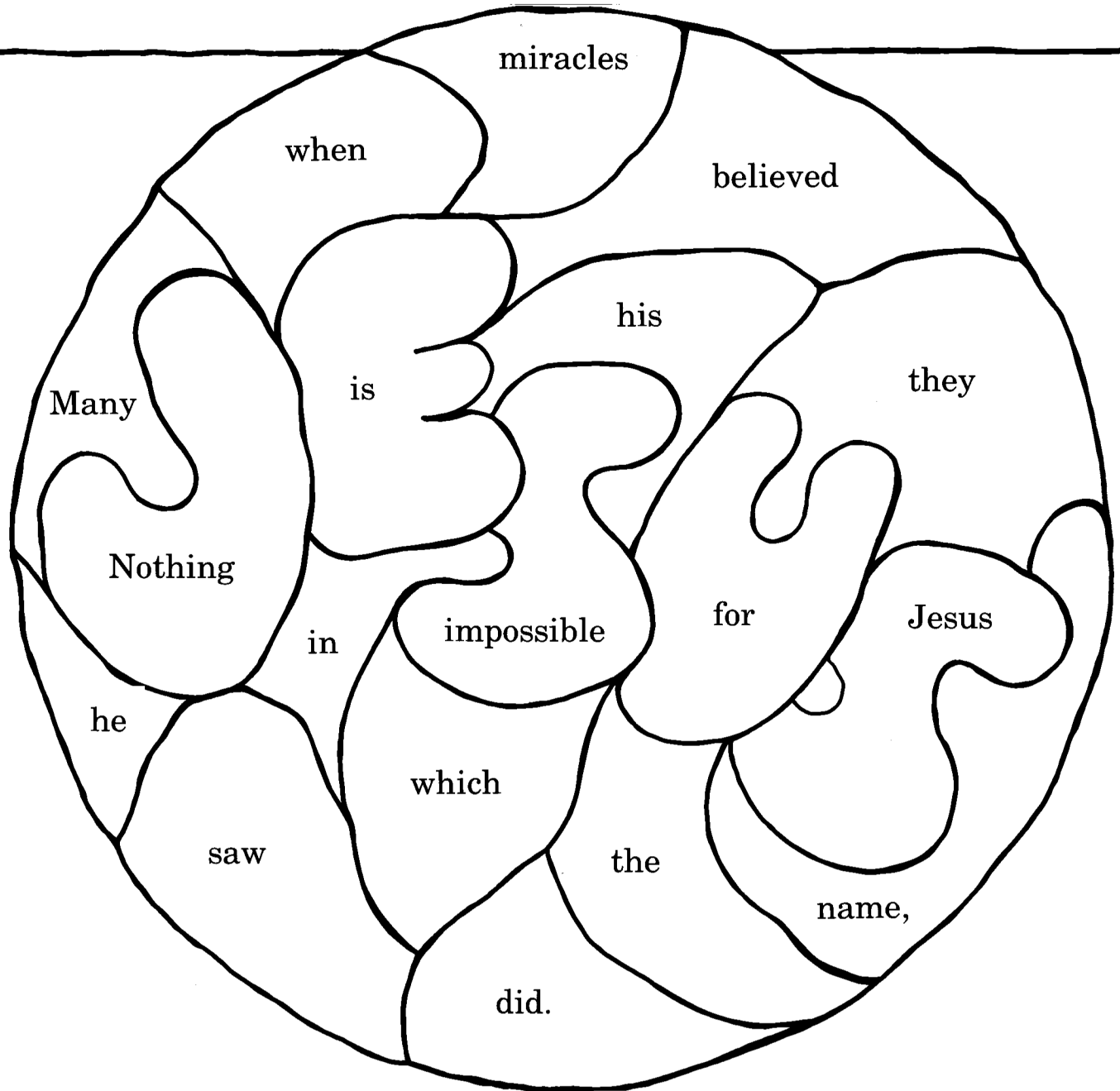
Memory Verse

Many believed in his name, when they saw the miracles which he did.
— John 2:23

Just Believe

Color the parts of the circle that have the words from your memory verse in them. What name do you see? What special message do the left over words say about Him?

Memory Verse: Many believed in his name, when they saw the miracles which he did.



Name: _____

Preparing for This Bible Lesson

Parent's Corner

Even the primary child is able to recognize the great difference between a proud and humble spirit. Given the chance, he will probably be able to relate some specific examples from his own experience. The importance of having the right spirit is the thought that we will emphasize in this lesson.

In your time together this week, explain to your child that God wants us to put others before ourselves. This is what He expects of His followers. Be sure to present some examples relative to your child's age and experience. If your child knows the chorus, "J-O-Y," it would make a good theme song around your home during the week, as it emphasizes the thought, "Jesus first, yourself last, and others in between."

As a hands-on project during this time, let your child make up his own dot-to-dot activity to form the letters J-O-Y.

Time Together for Family Devotions

Verses to help your child understand this Bible lesson.

SUNDAY: Proverbs 16:18

MONDAY: Proverbs 11:2

TUESDAY: Habakkuk 2:4

WEDNESDAY: James 4:10

THURSDAY: Proverbs 29:23

FRIDAY: Proverbs 16:19

SATURDAY: Luke 18:14



Bible Text

Luke 14:7-14
Matthew 6:1-4

Memory Verse

Pride goeth before destruction, and an haughty spirit before a fall.
— Proverbs 16:18

Humble or Proud?

Find and circle the words hidden in the puzzle below.

ALMS
POOR
RICH
EXALT
FATHER
HEAVEN
HUMBLE
LOWEST
OPENLY
REWARD
SECRET
BLESSED
HIGHEST
TRUMPET
HYPOCRITES

C	F	U	R	E	W	A	R	D	F	A
B	E	A	R	E	H	U	M	B	L	E
L	S	A	T	V	X	B	C	L	F	A
E	D	P	Y	H	S	A	S	G	Z	L
S	T	J	O	M	E	Q	L	I	A	M
S	H	Y	P	O	C	R	I	T	E	S
E	E	Z	E	G	R	U	W	R	L	H
D	A	H	N	Y	E	M	V	U	O	O
K	V	P	L	P	T	X	J	M	X	K
R	E	F	Y	R	I	C	H	P	N	G
I	N	E	T	N	L	O	W	E	S	T
B	Q	H	I	G	H	E	S	T	W	D

Name: _____

Preparing for This Bible Lesson

Parent's Corner

The focus of this lesson is the importance of sharing. Learning to express love for others through sharing is a necessity in the primary child's life, though it is often a difficult concept to master.

The Bible account chosen to illustrate this point is the story of a rich man who thought only of himself. As a project to go with this lesson, give your child some Love Money. Use play money, old money from board games, or be creative and design your own bills from the Love Money National Bank.

Give your child twenty dollars of Love Money, all in one-dollar bills. The assignment for the week is to share with friends and family members. Each time he shares, he is allowed to present the recipient with a Love Dollar. At the end of the week, if he has distributed all his dollars, reward him with a small prize or special treat.

Time Together for Family Devotions

Verses to help your child understand this Bible lesson.

SUNDAY: Acts 20:35

MONDAY: Luke 6:38


TUESDAY: II Corinthians 9:7

WEDNESDAY: I Corinthians 10:24

THURSDAY: I Corinthians 13:4,5

FRIDAY: Philippians 2:4

SATURDAY: Romans 15:1



Bible Text





Luke 12:15-21
I Timothy 6:6-11,17-19

Memory Verse

It is more blessed to give than to receive. — Acts 20:35

Bigger Barns

Look at each picture and write, in your own words, the parable of the rich man. Where were the rich man's treasures? Where should your treasures be?

<div data-bbox="142 409 198 478">1</div>  <hr/> <hr/> <hr/>	<div data-bbox="824 409 880 478">2</div>  <hr/> <hr/> <hr/>
<div data-bbox="142 1140 198 1209">3</div>  <hr/> <hr/> <hr/>	<div data-bbox="824 1140 880 1209">4</div>  <hr/> <hr/> <hr/>

Name: _____

Preparing for This Bible Lesson

Parent's Corner

Our Bible story is the parable of the prodigal son. This is a very descriptive story, and the primary child can easily visualize the progression of events beginning with the son's leaving home, turning to riotous living, and eventually repenting and returning to his father's house.

As we study this lesson together, we will be focusing on the thought that sin will bring trouble, but Jesus will forgive and restore all those who will return to Him.

Let your child use modeling clay to form the main elements in this story: the son, father, money, things purchased, pigs, and pigpen. When completed, he might wish to act out the story for other family members, utilizing the clay figures.

Time Together for Family Devotions

Verses to help your child understand this Bible lesson.

SUNDAY: James 4:8

MONDAY: Psalm 73:28


TUESDAY: I Peter 2:25

WEDNESDAY: Isaiah 55:7

THURSDAY: Psalm 34:18

FRIDAY: II Corinthians 7:10

SATURDAY: I John 1:9



Bible Text


Luke 15:11-24

Memory Verse

Draw nigh to God, and he will draw nigh to you. — James 4:8

Returning Home

Start at HOME and follow through the maze to find out what happened to the prodigal son because of what he did.



Name: _____

Preparing for This Bible Lesson

Parent's Corner

It is important for primary children to realize how much God cares for them, and that He is seeking to bring each individual to Himself. This lesson visualizes that concept through the story of a shepherd who is searching for his lost sheep.

As you study this story with your child, explain that the lost sheep represents the sinner. The shepherd who searches for him is like the Lord who goes to great lengths to find and bring back the one who has wandered away from Him.

To go with this lesson, allow your child to cut several sheep from white paper. Cover them with cotton. Make a sheepfold of stones, using a piece of cardboard for the base. Place small thorny twigs on top. Make a shepherd by wrapping a clothespin with a piece of cloth.

Time Together for Family Devotions

Verses to help your child understand this Bible lesson.

SUNDAY: Luke 15:10

MONDAY: John 10:11


TUESDAY: Matthew 18:12,13

WEDNESDAY: Luke 19:10

THURSDAY: Psalm 23:1

FRIDAY: Isaiah 40:11

SATURDAY: Psalm 119:176



Bible Text


Luke 15:1-7

Memory Verse

There is joy in the presence of the angels of God over one sinner that repenteth. — Luke 15:10

Lost Sheep

The shepherd found his lost sheep. See how many sheep you can find in the picture. Each time you find a sheep, write the word JOY on a line below.




_____	_____
_____	_____
_____	_____

Name: _____

Bible memory Verses

Color each bookmark as you learn the verse.



Student's Name _____

Teacher's Name _____

A Bible lesson and activity handout
for use at home and church.

Apostolic Faith Church

5414 SE Duke Street
Portland, Oregon 97206-6842, U.S.A.

www.apostolicfaith.org

PRINTED IN THE U.S.A.