


# PRIMARY PAWS

Units 31,32,33 — Spring



This Spring we  
will study about  
Jesus' last days  
on earth.

We'll learn that  
Jesus lives, and  
He is coming to  
earth again.

We will also learn  
about the life of  
Moses.

# Table of Contents

*Note: At times, the lessons are taught out of sequence to coincide with holidays. See the accompanying datesheet for the current lesson schedule, which is also available online at [www.apostolicfaith.org](http://www.apostolicfaith.org).*

Lesson 31a .....	Lazarus, Come Forth! .....	John 11:1-8,14,17,38-48,53
Lesson 31b .....	Hosanna to Our King! .....	Mark 11:1-11
Lesson 31c .....	An Example to Follow .....	Mark 14:22-26; John 13:2-5,12-17
Lesson 31d .....	The Day Jesus Died .....	Mark 14:43-49,53; 15:15-28,37,42-47
Lesson 32a .....	Joy In the Morning .....	Matthew 28:1-10
Lesson 32b .....	On the Road to Emmaus .....	Luke 24:13-35
Lesson 32c .....	Believe and Be Blessed .....	John 20:24-31
Lesson 32d .....	He's Coming Back Again .....	Acts 1:9-12; John 14:1-6
Lesson 33a .....	A Baby's Basket Boat .....	Exodus 1:22; 2:1-10; Hebrews 11:23
Lesson 33b .....	The Bush That Wouldn't Burn.....	Exodus 3:1-14; Hebrews 11:24-26
Lesson 33c .....	When Pharaoh Refused to Listen.....	Exodus 5:1,2; 6:1,2; 7:20; 8:6,17,24; 9:6,10,23; 10:13,22; 12:29-318
Lesson 33d .....	Grandpa's Exciting Story .....	Exodus 14:5-31; Hebrews 11:29
Lesson 33e .....	God Will Provide .....	Exodus 16:11-31; 17:1-6

## Booklet Instructions

Remove the staples and cover sheet. Then use one lesson sheet each week.

## Primary Pals

(USPS 757-530)

Units 31,32,33

### Apostolic Faith Church

5414 SE Duke Street

Portland, Oregon 97206, U.S.A.

Primary Pals is an official publication of the Apostolic Faith Church, and is published quarterly. Periodicals postage is paid at Portland, Oregon.

POSTMASTER: Send address change to

APOSTOLIC FAITH CHURCH

5414 SE Duke Street

Portland, Oregon 97206, U.S.A.

*Dear Parents,*

*During this quarter we will look into the Old Testament and enjoy a short study on the life of Moses, starting with events that happened when he was a baby. After that, there will be a lesson on how God called Moses. We will also learn about the Red Sea crossing and about the miracles in the wilderness, showing how God cares for His people and emphasizing that He is the same today and want the best for each of us.*


*We are looking forward to sharing the special joys of the Easter season. We will be studying Jesus' last days, starting with His triumphal entry into Jerusalem, the Last Supper, and His betrayal and crucifixion.*

*Easter Sunday brings us to the high point of Jesus' life on earth. We will then study some of the events that followed Christ's Resurrection. First we will learn about the talk He had with two men on the road to Emmaus, and the time He confronted doubting Thomas. Then, in the next lesson, we will talk about the fact that Jesus will come again. Your children will learn how they can be ready to meet Jesus and go to Heaven with Him. The final lesson of this quarter will cover the time when Jesus raised Lazarus from the dead.*

*You can help reinforce your child's learning experiences by following the suggestions given in the Parent's Corner of the weekly take-home paper.*

*Apostolic Faith Teaching Staff*

# PRIMARY PAIRS



## Lazarus, Come Forth!

Jesus stood outside the big, dark cave. In front of it was a large stone. He looked at the people standing around Him. Many were crying. Their good friend Lazarus had died and was now buried in that cave. Jesus looked at Lazarus' two sisters, Mary and Martha. He had visited them and Lazarus many times in their home in Bethany. They were always so glad to have Jesus come and eat dinner with them when He traveled to their city. Most of all, they loved to listen to Him talk about His heavenly Father and about the things God had planned for them.

Jesus saw how sad Mary and Martha were now. He knew how unhappy they felt because their brother had died. They were His friends. Jesus loved them, and He loved Lazarus too. How sad He felt. Tears ran down Jesus' face.

Did you know that's the way Jesus is? He always knows exactly how we feel. When we are sad, He feels sad right along with us. Jesus wants to take away our sadness. He wants to take care of us and help us feel happy.

As Jesus stood by the cave, He decided it was time to show the people just what God could do. He gave a

command to the people standing with Him, "Take away the stone!" At first the people did not think that should be done. "He has been dead four days," they told Him. But Jesus said that if they would believe, they would see the glory of God.

Slowly the stone was taken away from the cave. Then Jesus prayed and said, "Father, thank You for hearing My prayer." Jesus knew that God always heard His prayers, but He wanted the people to know that He really was the Son of God.

After Jesus prayed, He cried out in a loud voice, "Lazarus, come forth!" And that's exactly what happened!

Lazarus was still wrapped in grave


clothes as he came into sight. Jesus told the people to unwrap him and let him go. How glad they were to see him. Lazarus, who had been dead, was now alive! Mary and Martha and all Lazarus' friends were so excited!

The people who saw this miracle told others about it. Soon, many people began to believe that Jesus really was the Son of God. He had made the dead to live again!


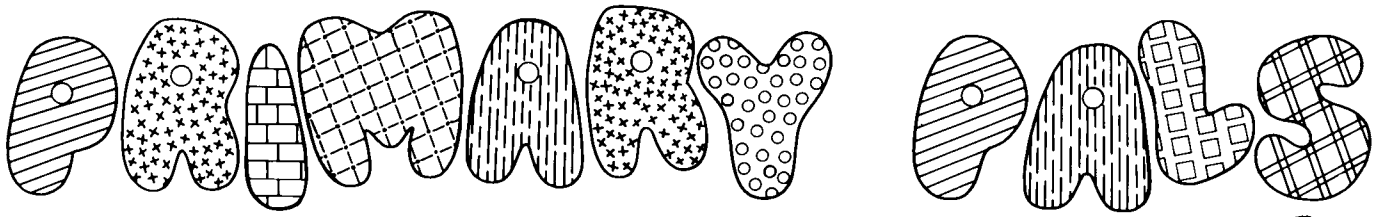
That was a wonderful miracle! But even more wonderful is the miracle that Jesus does when He saves us. Life here on earth is important, but it's more important to be ready for Heaven. There we will have eternal life with Jesus.

## Going to Bethany

Follow through the maze to help Jesus find His way to Bethany, where Lazarus died.







## Hosanna to Our King!

Jesus did many wonderful things when He was here on this earth. His disciples were almost always with Him. Just imagine how they must have felt as they watched Him heal the sick and raise the dead. Jesus didn't always tell His disciples what He was going to do. Sometimes He had surprises for them.

One bright, sunny morning, Jesus called two of His disciples. He wanted them to go to a nearby city and bring back a donkey. He added that if anyone asked why they were taking the donkey, they should tell him, "The Lord needs it."

How curious those two disciples must have been as they walked to the city. How did Jesus know exactly where the donkey would be? They probably wondered what He was going to do with that donkey. Would the owner really let them take it when they told him Jesus wanted it?

When the disciples came to the city they went to the place where Jesus had told them to go. They found the donkey exactly where Jesus had said it would be. Quickly they untied it. As they did so, some people standing nearby asked them what they were doing.

The disciples told them that Jesus needed it. So the people let the disciples take the donkey.

The disciples brought the donkey to Jesus. They laid some of their own clothes on the donkey's back to make a soft cushion for Jesus to sit on.

As Jesus rode the donkey into the city of Jerusalem, the people came from all around. They knew Jesus was the One who had done many wonderful miracles. They shouted and sang, "Hosanna; Blessed is he that cometh in the name of the Lord." Many of them spread out their clothes on the dusty ground for Jesus to ride over. The people cut down palm branches from nearby trees and laid


them on the road also. They waved some of the palm branches in the air as they continued to sing praises to Jesus.

Jesus rode the donkey through the streets of the city of Jerusalem. It was a good day. Everyone was happy and full of joy. There was much singing and praising the Lord. The people loved Jesus more than ever. They wanted Jesus to be their King!


We will never see Jesus riding into our city on a donkey. But still we can praise and honor Him. Being a Christian is exciting! Jesus does so many wonderful things for us. He makes us feel so good inside that we want to shout and sing praises to Him!

## Circle the Pictures

Circle the things that were in the story of the triumphal entry.



# PRIMARY PALS



## An Example to Follow

Jesus knew that His work on earth was almost done, and that soon He was going to die. He had spent many days teaching His disciples to love God and obey His Word. He wanted them always to remember why He had come to this world. So during the Passover feast He planned to do something special to help them never to forget.

On the evening when everyone was celebrating the Passover, Jesus and His disciples were alone in an upstairs room. The Passover foods had been prepared. While they were eating, Jesus took bread and prayed over it, blessing it. Then He did something

very special. He handed a piece of bread to each of the disciples, telling them not to forget how His body would be given to die for their sins. Next He gave them the cup to drink from, and He told them always to remember that His Blood was shed for them. He told them to repeat this action often.

No doubt, as the disciples ate and drank with Jesus, they felt how much He loved them. They may not have understood completely that very soon He was going to die on the cross. But Jesus had to die so that all people could be forgiven of their sins. After a while the disciples would understand.

When they were all done with the meal, Jesus got up from the table. He took a towel and wrapped it around His waist. Then He took water, poured it into a small basin, and began to wash His disciples' feet.

At first Jesus' disciples were puzzled. Why was He doing this? Peter even told Jesus that he did not want Jesus to wash his feet. Jesus helped him to understand how important it was, then Peter wanted Jesus to wash his feet.


Jesus knew it was important for the disciples to remember this night always, so He gave them some instructions. He told them to follow His example and wash each other's

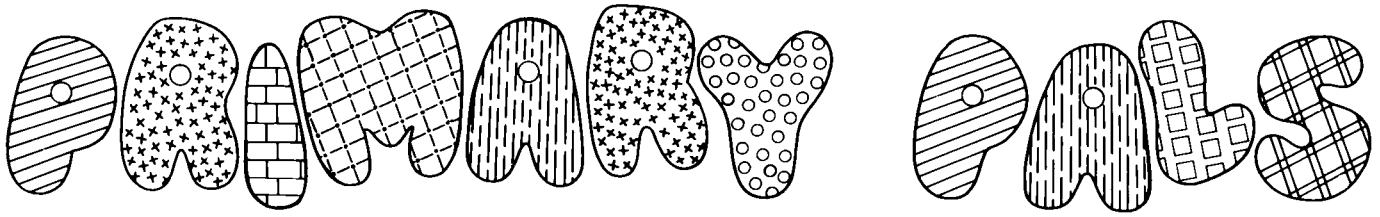
feet also. Jesus blessed His disciples for obeying Him.

Jesus blesses us when we read and follow what the Bible tells us to do. We still follow Jesus' example. Every so often, people who love Jesus get together and take the Lord's Supper. This means they eat bread, remembering that it represents Jesus' body which He gave for our sins. Then they drink grape juice and remember how Jesus also shed His Blood for them. After that, God's people wash each other's feet. We do these things because Jesus told us to. And because He has promised we will be happy if we do them. We don't ever want to forget how much Jesus loves us.

## Foot Washing

Use the words on the toes to fill in the blank lines.





## The Day Jesus Died

What a terrible time it was! After we ate the Passover supper together, we walked with Jesus to the Mount of Olives. When we arrived at the place called Gethsemane, Jesus said, "Sit here while I go and pray." He took three of us with Him. When He finished praying, He told us that the person who was going to betray Him was coming.

Right after He said that, a big group of people came to where we were. Some were carrying swords and other weapons. They were looking for Jesus. And who was leading them but Judas, one of Jesus' own disciples! We started to get scared, but Jesus wasn't afraid.

Judas had told the people with him that the person he would kiss was the man they wanted. He walked right up to Jesus, called him Master, and then kissed Him. How sad it was for Jesus to have a friend betray Him. But He already knew Judas would do that.

The people led Jesus away to see the chief priest and the elders of Jerusalem. These men wanted to kill Jesus. But they had a hard time finding a reason to do so because He had done only good. Finally they decided Jesus should die because He said He was the Son of God. They sent Him to the Roman governor, Pilate.

Pilate wanted to let Jesus go. He knew the chief priests and the elders were jealous of Jesus' power. Suddenly he had an idea. Every year the people chose a prisoner to go free. He asked the people who they wanted freed this time, Jesus or Barabbas, a wicked man who had robbed and killed people.

The crowd began to shout, "We want Barabbas!"

Pilate was surprised. He asked the people, "What shall I do with Jesus?"

"Kill Him! Crucify Him!" the crowd yelled louder and louder. Pilate finally gave in.

Jesus was to be crucified. Roman soldiers took Jesus to a nearby room where they made a crown of thorns

and placed it on Jesus' head. They laughed and made fun of Him as they beat Him and spit on Him.

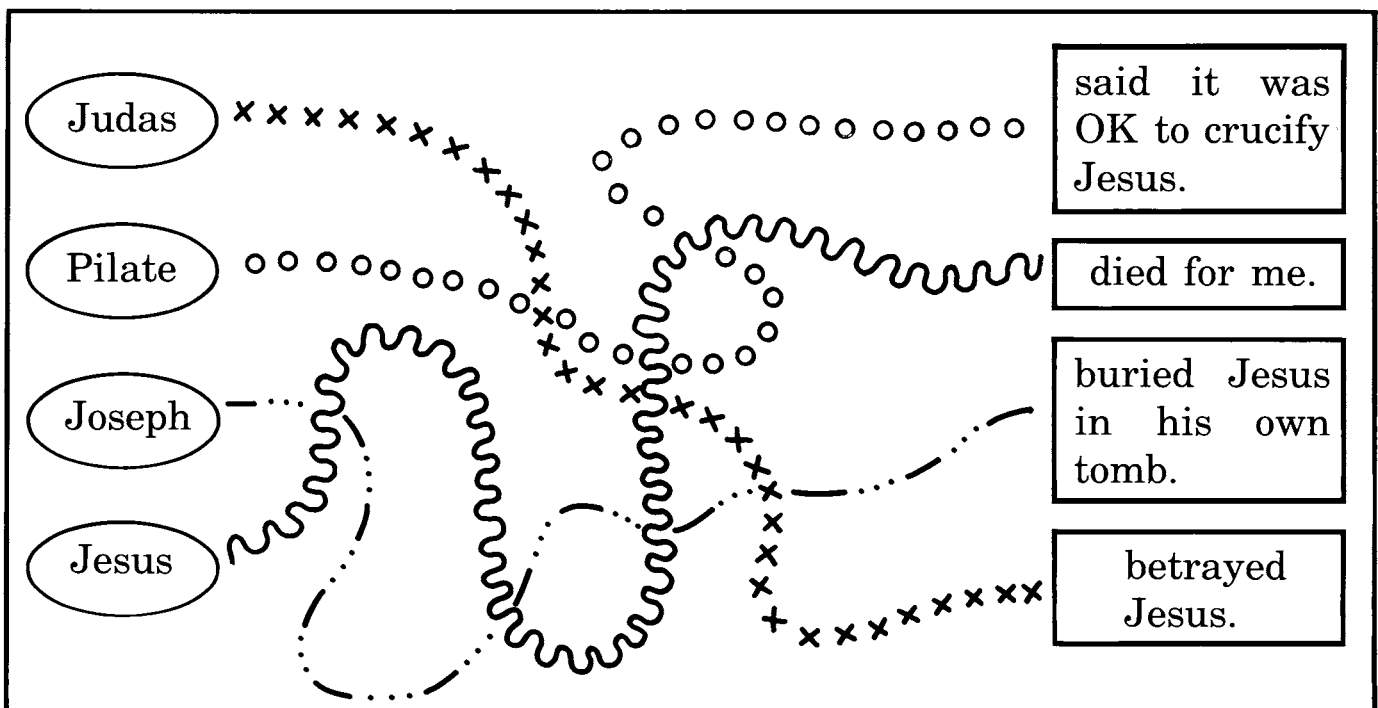
Jesus never once fought back. He loved these people.

They led Jesus out of the city to a hill called Calvary. There they nailed His hands and feet to a big cross. Jesus suffered greatly on that cross. He looked up to Heaven and cried out to God His Father, "It is finished." Then He bowed His head and died.

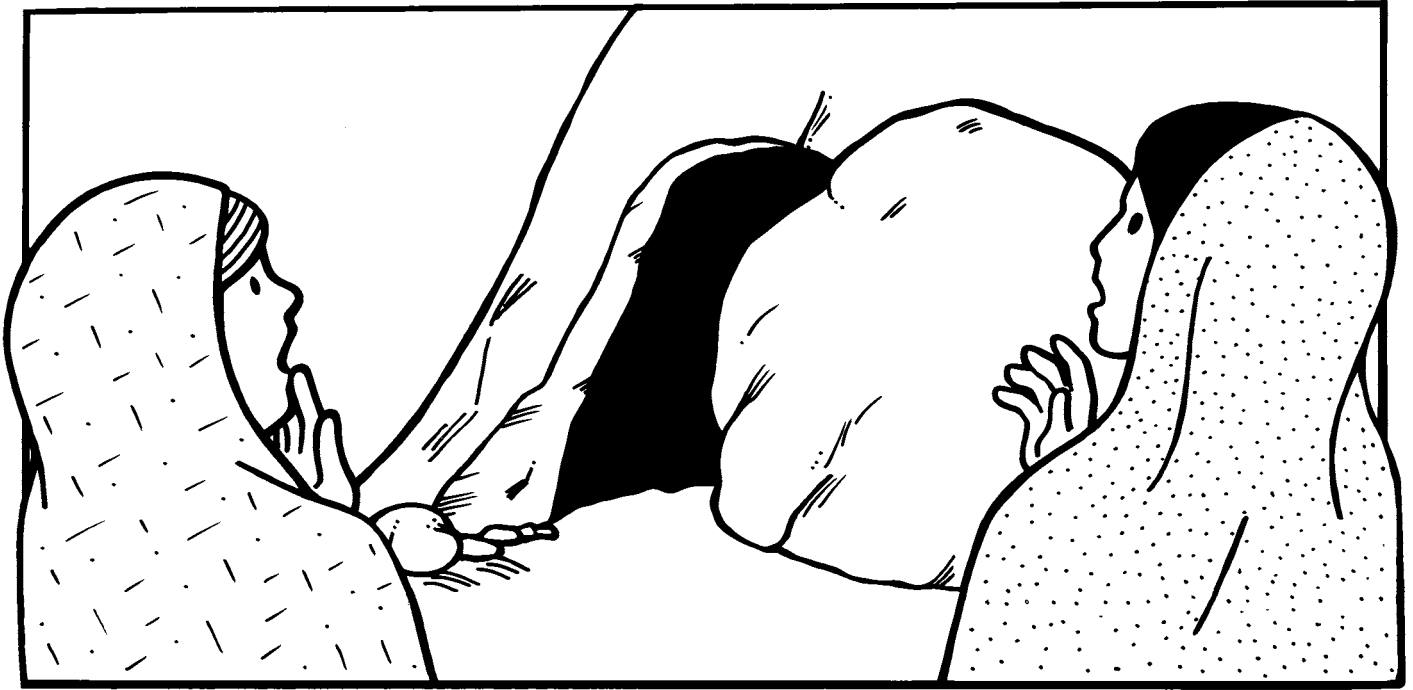
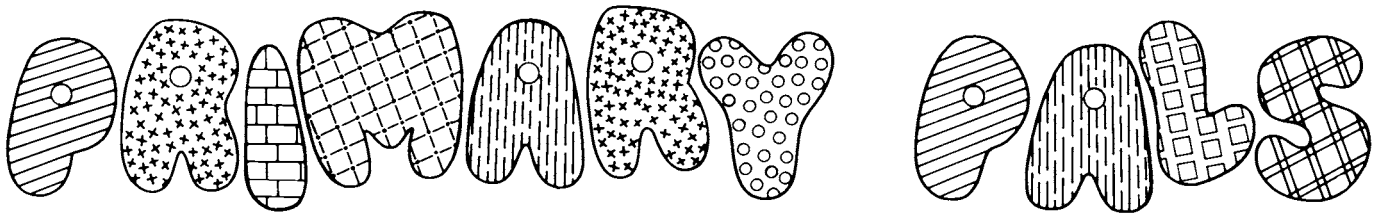
At first I didn't understand why this had happened. But now I know that Jesus suffered and died to take the punishment for the sins of everyone. Now, whoever will tell Jesus that they are sorry for their sins can be forgiven.

## Follow the Path

Start at a name and follow the path to find out what each person did.







## Joy In the Morning

The earth was shaking as we walked toward the tomb, carrying the burial spices for Jesus' body. Our hearts had been heavy when we started out, and now we were frightened. We didn't know what was happening! "Oh, Mary, let's hurry!" I said.

When we arrived at the place where Jesus had been buried, we were very surprised by what we saw. The huge stone that had been placed in front of the opening had been rolled away. The tomb was open! What had happened?

We hurried to the entrance of the tomb, and fearfully looked inside. What would we see? "It's empty. The

tomb is empty! Oh, what has happened to Jesus? Where is His body?" Mary spoke these words in a shocked voice.

I could not answer her. I didn't know what to do. These past few days had been so very sad for all of us. It was just last Friday when an angry crowd of people had nailed our beloved Jesus to a cross on a hill outside Jerusalem. They had put a sign over His head that said, **THIS IS JESUS, THE KING OF THE JEWS**. The people had made fun of Him and laughed at Him.

It had made our hearts break to see Him there. How could those people

have been so cruel to One who had done only good? After Jesus died, the sky had become black as night and a great earthquake shook the land. Oh, it was an awful time. And now this! Jesus' body was gone from the tomb where we had laid Him. It must have been stolen.

Mary and I just stood there looking around. Then we saw someone—an angel! He must have seen the fear on our faces, for he told us not to be afraid. He knew we were looking for Jesus. He told us that Jesus was not there because He had risen from the dead just like He had said He would.

Yes, Jesus had said He would rise again! Joy filled our hearts as we

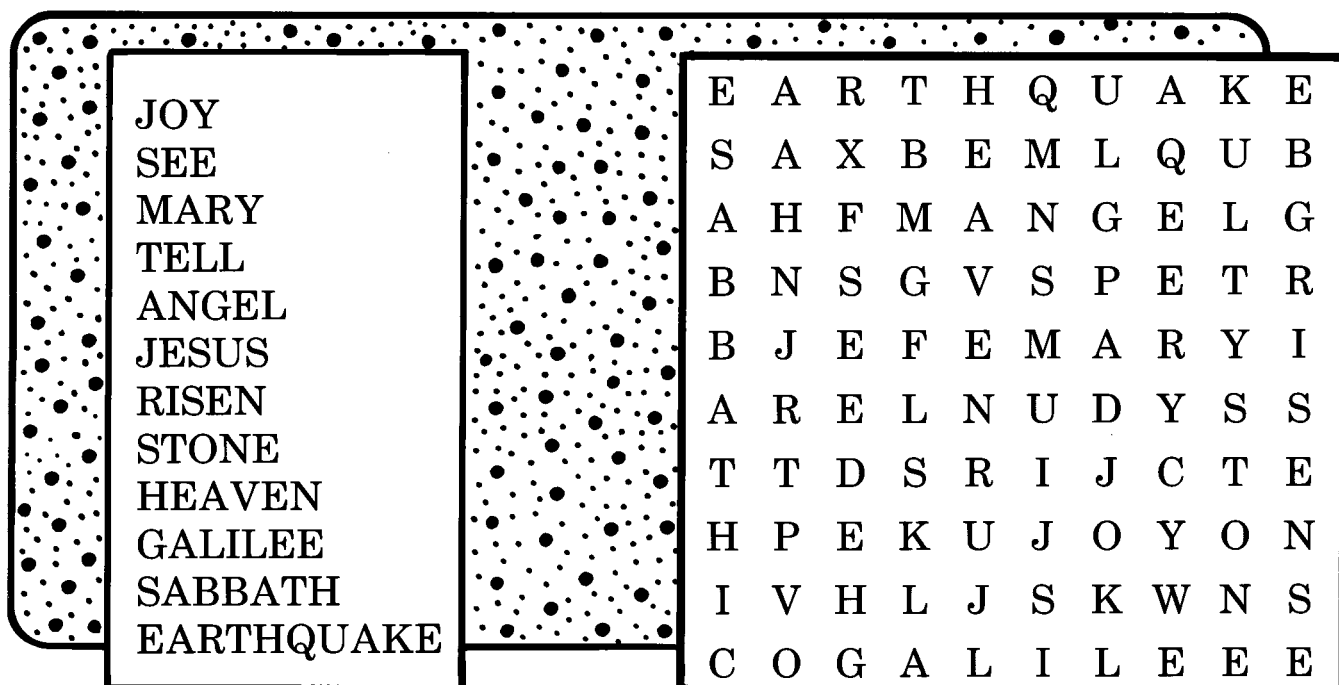
remembered. Our fears disappeared at the words of the angel. Suddenly we had the hope of seeing Jesus again.


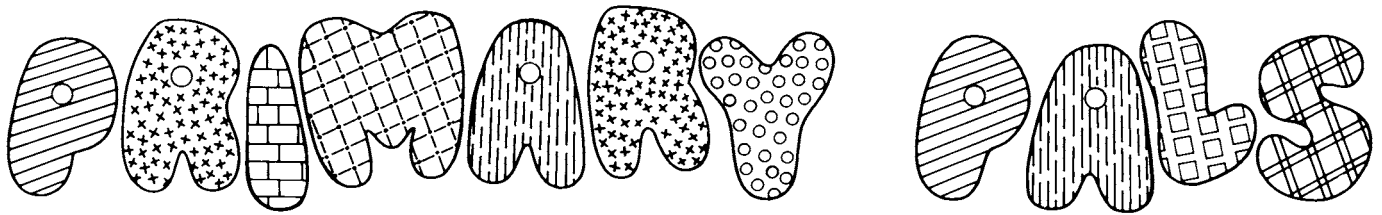
The angel told us to go quickly and tell all of Jesus' disciples that He was risen from the dead. Jesus was going to see them again in Galilee. What a wonderful message!

Quickly we left the place where Jesus had been buried. We had been afraid, but now we were very happy. Jesus was alive and we wanted to tell everyone right away. We felt so much joy. We just knew that all the people who loved Jesus would be joyful also. We ran as fast as we could to find Jesus' disciples. We had to tell them, "Jesus is alive!"

## Hidden Words

Find and circle the words hidden in the puzzle below.





## On the Road to Emmaus

The wind was still. All was quiet as the two men walked on the road to Emmaus.

“It’s so peaceful today,” said Cleopas. “I’m glad we are away from the crowds in Jerusalem.”

His friend agreed, “Yes, and we can talk now. Everything has been so mixed up. I’m still not sure I understand what’s been happening. But I do know that Jesus died on that cross and . . .”

Hearing footsteps behind them, the two men turned and watched as a Stranger approached. When He caught up with them, they began to

talk together. After a moment, He looked at the men’s faces. “You both seem so sad. What is troubling you?”

Cleopas and his friend looked at Him with surprise. “Don’t you know? You must be a stranger in Jerusalem if you haven’t heard of all the things that have been happening there.”

“What things?” the Stranger asked.

“Why, about Jesus of Nazareth!” Cleopas said. “He healed people and taught them with a power that could only come from God. But the chief priests and rulers had Him arrested. Then they crucified Him on a cross.”

“We thought He was the One who

would come and free Israel,” explained his friend. “And now it looks like the Romans will still rule.”

“Besides that,” exclaimed Cleopas, “now His body is gone! Some women went to take burial spices to His tomb this morning and found it open—and empty. They said they saw an angel who told them Jesus was alive.”

Then the Stranger began to speak. “Didn’t you understand that this was God’s plan for Jesus, the Savior, to suffer these things?” Then He began to explain what the Scriptures said about the Savior.

Cleopas and his friend listened carefully to the Stranger. They were filled with wonder at what He told them. It seemed like just a short time before the Stranger and the two men

arrived at Emmaus. They asked Him to stay and eat with them. At first, it seemed He would travel on, but at last He agreed to join them.

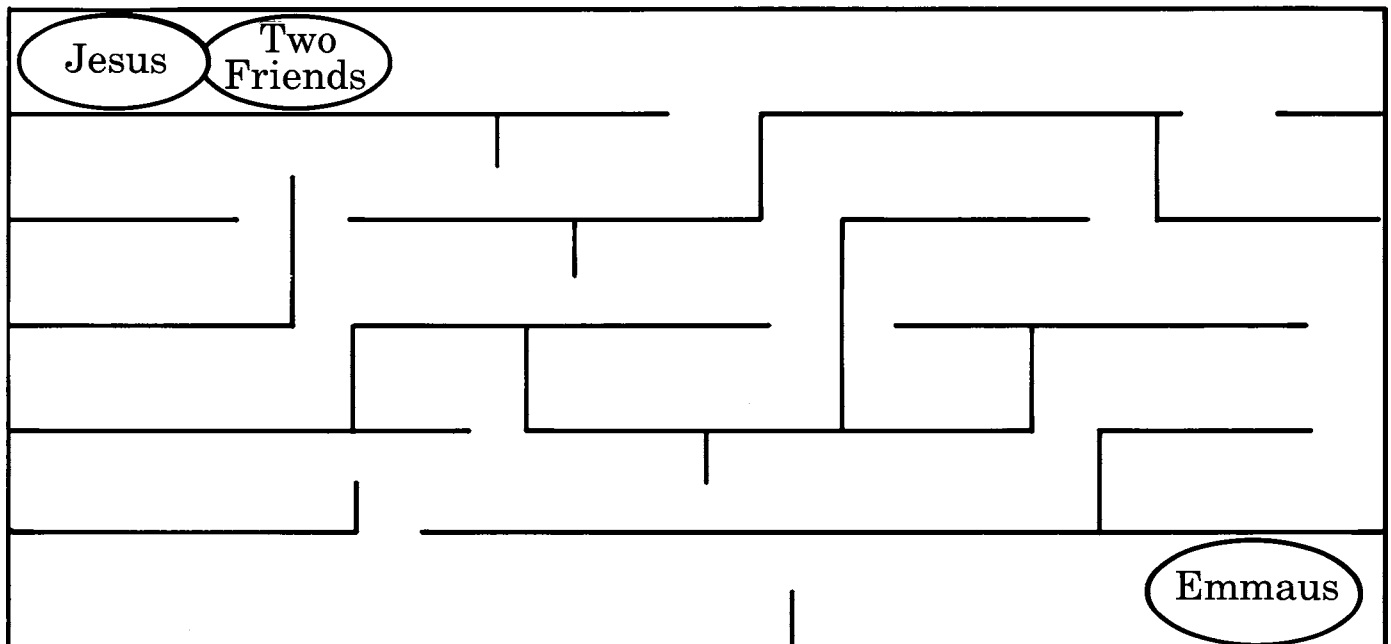
As the Stranger blessed and broke the bread for the evening meal, something wonderful happened. Suddenly the two men knew who He was. He was Jesus! As soon as they recognized Him, Jesus disappeared right before their eyes!

After He was gone, they looked at one another in amazement. “I felt like my heart was burning when He was speaking to us on the road!” exclaimed Cleopas. “He explained the Scriptures so we could really understand them.”

“Let’s hurry back to Jerusalem,” said his friend. “We must tell the others. Come on! Jesus is alive!”

## Road to Emmaus

Follow through the maze to help Jesus and His two friends get to the village of Emmaus.



# PRIMARY PAIRS



## Believe and Be Blessed

“Thomas! Thomas!” called some of Jesus’ disciples. “Come, listen. We have something wonderful to tell you!” They were hurrying toward him. How happy they looked!

“What is it?” asked Thomas sadly. He couldn’t think of anything to be happy about now. His best Friend, Jesus, had just died. He would never see his beloved Teacher again, and his heart ached with sadness.

“Thomas, you should have been with us last night,” the disciples said. “We were eating our evening meal when suddenly Jesus was standing in the middle of the room! We don’t know

how He entered because we had locked all the doors. He said to us, ‘Peace be unto you.’ Then He asked if we had any food for Him! We gave Him some and He ate with us! We saw Jesus! We heard Jesus! He’s alive!”

“I cannot believe that,” said Thomas, amazed at their words. “I know the women saw the empty tomb. I know His body is no longer there, but I won’t believe He is alive unless I see the marks of the nails in His hands. I won’t believe unless I touch the place in His side where the spear pierced Him.”

How sad Thomas was. Since Jesus had died, he had hardly been able to

think of anything else. Thomas just couldn't believe that Jesus was alive.

But he found out that what the disciples said was true. It was just about a week later that all of Jesus' helpers were together again. They were in the same room and all the doors were again locked. This time Thomas was with them.

Suddenly, Jesus was standing in the middle of the room. He said to everyone, "Peace be unto you." Then Jesus looked at Thomas. His face was kind as He gently said, "Thomas, come and feel the marks of the nails in My hands. Put your hand in My side. And, Thomas, believe that I am alive!"


Thomas' heart leaped for joy. It was true! He cried, "My Lord and my God!" Oh, Thomas was so sorry he had not believed his friends.

Jesus said, "Thomas, because you see me, you believe, and you are happy. There will be many people who will believe I am alive even though they never see me. They will be very blessed."

Thomas believed Jesus because he saw Him. Have you ever seen Jesus? No. But Jesus is alive! You will be happy and blessed if you will believe that He lives today. He loves you and will always be with you. This is His promise to us.

## Finish the Words

Connect the dots to finish the letters. Then circle the words in the man that match the statement.





# PRIMARY PAIRS



## He's Coming Back Again

How happy Jesus' friends and helpers were to see Him. Jesus was alive again! They were really excited.

Before He died, his friends had thought that He would set up His earthly kingdom. Now that He had risen again they probably hoped Jesus would stay on earth and be their King. But Jesus told them that He was going to return to Heaven. He had lived on earth for over thirty years. He had done all the things that God, His Father, had sent Him to do. Now He was going back to live with God.

Jesus had told them before He died that this would happen. He had

promised to prepare a special place for those who love Him. He said that someday He would come back to earth and take them there to live with Him.

One day He was talking to His disciples. When He was finished talking with them, He suddenly began to rise up into the air. He went higher and higher until He had disappeared completely into the clouds above. He was gone! He returned to Heaven just like He said He would.

Jesus had promised His followers that He would return someday. And He really will come again! Won't that be wonderful? The trumpet will

sound, and every Christian who has died will be raised from the grave. Every living person who loves and obeys Jesus will rise to meet Him in the clouds. This is the most important day.

Everyone who loves Jesus is waiting for His soon return. But how long do we have to wait? What should we do until then? Jesus tells us in the Bible to watch for Him. Does that mean everyone should stop playing? Should they stop working? Should you go to the top of a high mountain and watch the clouds? What does the Bible mean when it tells us to watch?

It means we should watch with our hearts, not our eyes. God does not want us to just sit and watch the sky,

because no one knows when that day will be.

Do you know what things Jesus would want us to do while we are waiting for Him to return? He wants us to read our Bible, pray, show kindness to others, and tell His Good News to everyone we know. We will be very busy if we do all we should. But that is OK, because there is so much joy in our hearts when we work for Jesus.

God wants us to look forward with hope to the day when Jesus will return. It should be the day that we are most excited about. It will be a day more wonderful than any other. It is important to believe in Jesus! He wants us to be ready to meet Him.

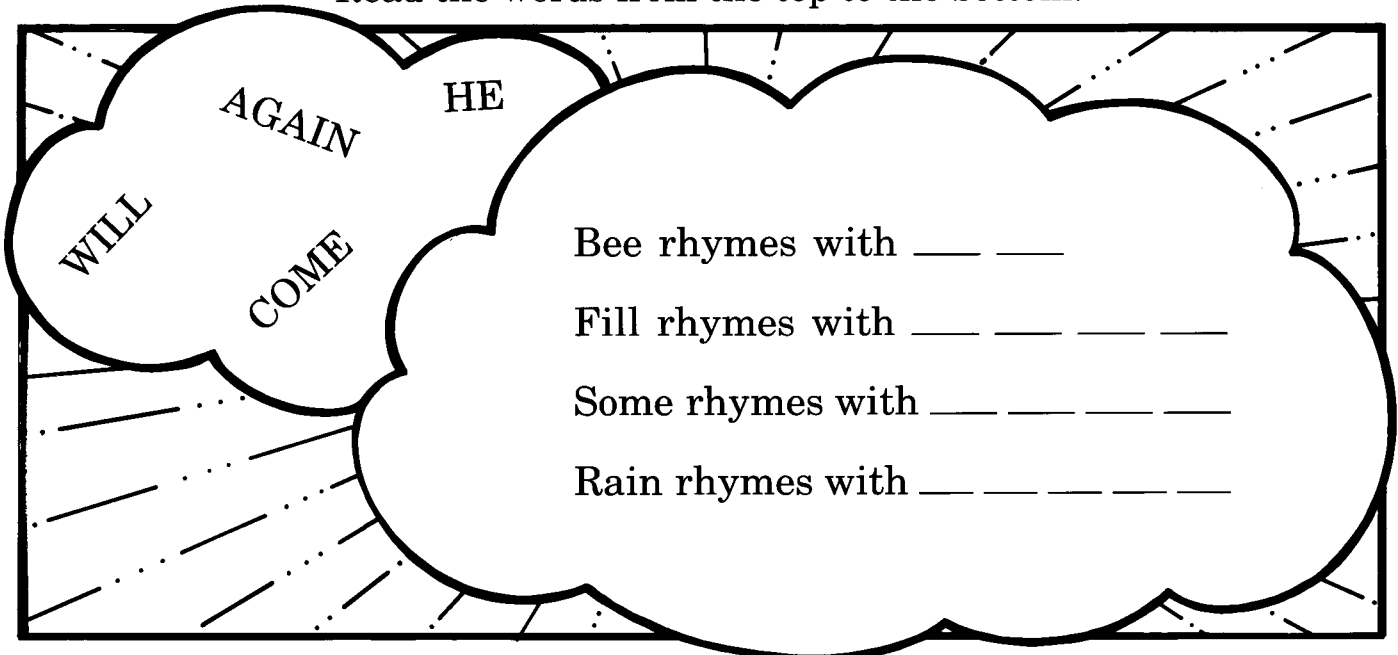
Are you ready?

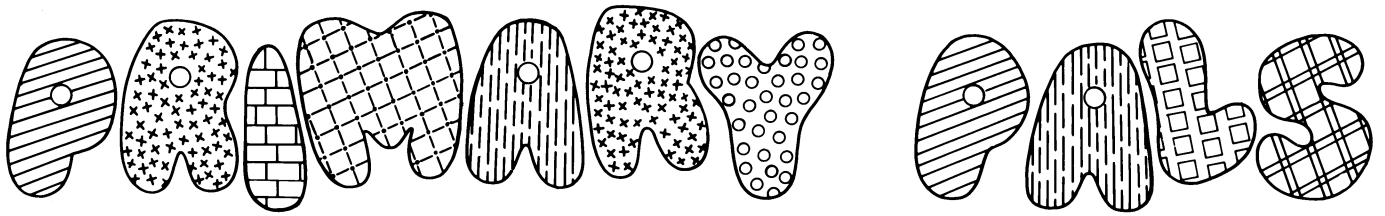
## Rhymes

Jesus went to Heaven in a cloud. Finish the puzzle to find out what else He will do. The first word of each line will rhyme with the last word in the line.

Find the rhyming word in the cloud shape. Write the words on the lines.

Read the words from the top to the bottom.





## A Baby's Basket Boat

I was really afraid. We had a new baby in our house, and we all loved him very much. But Pharaoh, the ruler of Egypt, wanted to kill all the Hebrew boy babies. He is such a mean man! How were we going to save my new baby brother?

We did everything we could to hide the baby. But by the time he was three months old, my parents knew they couldn't hide him any longer. It made me cry when I thought of Pharaoh's sending someone to take our baby away. But Mom and Dad said that God would protect the baby if we trusted in Him. That helped me to stop crying.

Then Mom started working on something. She used some tall grass from the river and wove a nice basket that was sort of like a boat. She called it an ark. She said she was going to put the baby in the ark and put it on the river. I didn't think that was such a great idea. Who was going to feed our baby? What if he floated out where we couldn't reach him? What about the crocodiles in the river? What if some of Pharaoh's men found him?

I was getting scared again. But Mom said that I didn't have to be afraid. She said we were all going to pray and that God was going to help us. That

made me feel better. It would be exciting to see how God was going to answer our prayer!

The next day we put the baby into the ark and went down to the river. Mom set the ark in the tall grass that was growing at the river's edge, so it wouldn't drift away. She told me to walk down the riverbank a long way and watch. I felt pretty important to be able to stay and watch alone. But what was going to happen?

Soon a group of people came to bathe at the very spot where the baby was. Oh, no! It was Pharaoh's daughter! Surely God wouldn't let her see the baby! I started praying while I watched.


They found the baby! I couldn't stay where I was any longer, so I ran over to them. The baby was crying and Pharaoh's daughter was holding him. She wanted to keep him!

I got my courage up and asked if she wanted me to go get someone to take care of the baby. She said yes, so I ran as fast as I could to get my mom. She was so happy to hear the news! Our little baby was safe, because now he was Pharaoh's grandson! Pharaoh's daughter named him Moses.

After seeing God work like He did for my little brother, I know I don't ever have to be afraid again. God will take care of me too!

## Where Is the Baby?

Help the princess find her way to where Baby Moses is hidden.



# PRIMARY PALS



## The Bush That Wouldn't Burn

Moses became a famous man in the land of Egypt. He was raised as the grandson of Pharaoh, the ruler of all the land. As he grew older he was well known for his wisdom and for the things he did. But when he was forty years old, he killed an Egyptian who was hurting a Hebrew man. This made Pharaoh angry and Moses had to run away into the wilderness.

There, in the land of Midian, Moses lived a very different life than he had before. Instead of being famous, now he was a stranger in a strange land.

Moses lived in Midian for forty years where he was a shepherd. He may

have thought many times, Once I was part of a royal family, but now I am just a shepherd. I wonder what the future holds for me?

God had a plan for Moses. The time finally came to let Moses know about that plan. Even though Moses was far from his people and the land where he was born, God knew right where he was.

One day when Moses was tending the sheep on Mount Horeb, he saw something very strange. A bush was on fire nearby. Moses had seen things burn before, but this time it was different. The bush wasn't burned up

by the fire. This was so interesting that Moses started to walk over to get a closer look.

Then something even more strange happened. A Voice from the bush called Moses' name! He answered, "Here am I." It was God speaking to him from the bush! He told Moses to take off his shoes because the ground where he was standing was very special. It was holy because God was there. Imagine how Moses must have felt!

God began to talk to Moses about what was happening in Egypt. The Children of Israel were being treated very badly. They needed help. Moses may have wondered why God would appear to him in a burning bush to tell him this. Then he found out why. God

wanted Moses to talk to Pharaoh about leading the Children of Israel out of Egypt!

Imagine that! To go and talk to a king about leading all the slaves out of the land would be a scary thing to do. Moses didn't think he could do it. But God told him that He would be with him and help him. He told Moses everything he needed to know so that he could obey God.

Did you know that God has a plan for your life too? Did you know that He knows where you are right now? He has many ways of teaching you what He wants you to learn. You might not see a burning bush or hear God's voice like Moses did. But He will always show you what He wants you to do.

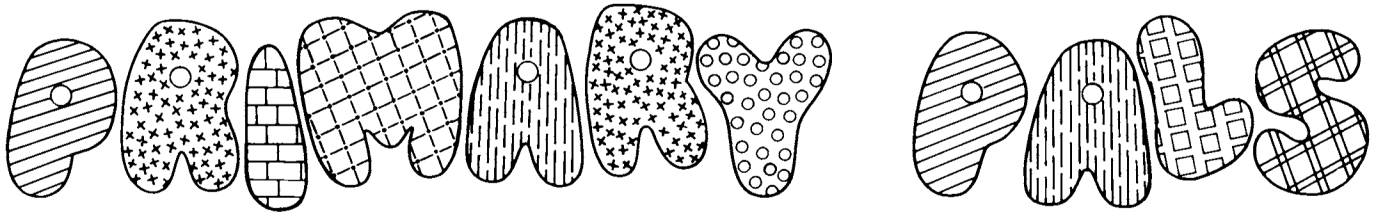
## Hidden Words

Find and circle the words hidden in the puzzle below.

GOD  
BUSH  
FIRE  
HOLY  
EGYPT  
FAITH  
MOSES  
SHOES  
ISRAEL  
MIDIAN

M	O	S	F	I	R	E	S
O	A	D	H	A	F	I	H
S	E	M	I	D	I	A	N
E	G	O	S	I	S	T	O
S	H	O	E	S	R	E	H
S	T	H	D	E	A	H	O
G	B	U	S	H	E	S	L
E	G	Y	P	T	L	O	Y





## When Pharaoh Refused to Listen

What an exciting time it is! All the Children of Israel have left Egypt at once. We are camping in a place called Etham, and there are so many of us that crowds of people are everywhere I look! Everybody is excited and talking about the journey we have begun. So many things have happened lately. I am going to write about how God delivered us from the Egyptians so that I'll always remember it. Most kids my age can't write, but my dad is a scribe, and he taught me how.

First of all, God sent that great man Moses and his brother Aaron to talk to Pharaoh. They told him that God had said, "Let my people go." God wanted

Pharaoh to let the Israelites leave Egypt. But Pharaoh just got angry.

Moses and Aaron went to Pharaoh again. He asked them to do a miracle to prove that God had sent them. Aaron threw his rod to the ground and it turned into a snake! But Pharaoh's magicians did the same thing. Not even when Aaron's snake swallowed all of their snakes was Pharaoh impressed. It was then that God started sending the plagues.

Moses and Aaron went down to the river where Pharaoh was. Aaron took his rod and hit the water and it turned to blood! And the river wasn't the only water to turn to blood. The streams

and the ponds and even water that was stored in pots also changed into blood! Pharaoh's magicians did the same thing, and Pharaoh wouldn't let us go.

Next, God sent the frogs. There were frogs everywhere! The magicians did the same thing. Pharaoh was not happy and said he would let the people go if Moses would get rid of the frogs. But when God made the frogs leave, Pharaoh changed his mind. After that, God turned the dust into lice that bit the people. This time, the magicians couldn't copy what Moses and Aaron did. The magicians told Pharaoh that, for sure, it was God who sent the lice. Still, Pharaoh wouldn't listen.

The next plague was swarms of flies. God didn't allow the flies to enter Goshen, where our people lived. What

a miracle! But Pharaoh still wouldn't listen. So God sent a disease that killed all the Egyptians' cattle. None of ours died! After that, God put painful sores, called boils, on the Egyptians.


The hailstorm that followed was the worst that had ever happened in Egypt. Then millions of locusts came and ate up every green plant in the land. Next came a plague of darkness for three days. Still Pharaoh wouldn't let us go!

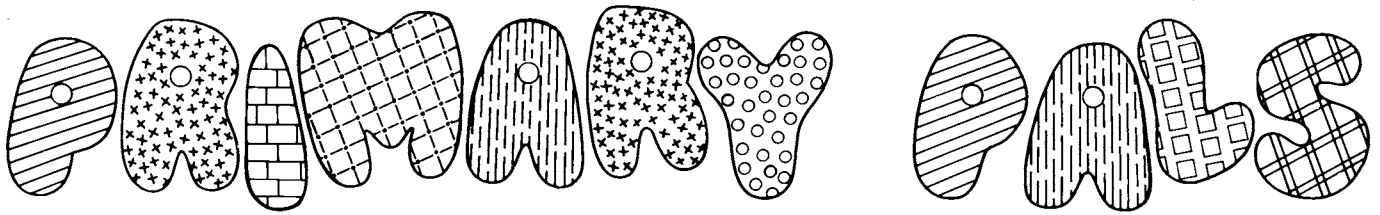
The tenth and last plague was the worst of all. In one night, the firstborn child in every Egyptian family died. Pharaoh finally let us go.

Tomorrow we head into the wilderness toward the Red Sea. I am glad I serve the true God. He will always help me, no matter what I face!

## Circle the Plagues

Circle the plagues that God sent upon the people of Egypt. Six out of the ten are shown below.





## Grandpa's Exciting Story

Chislon climbed up on his grandpa's lap. "Tell me again how you crossed the Red Sea when you were a kid!"

Grandpa stroked his beard and laughed. "You really like that one, don't you? Well, I'll tell it again. You remember how I told you that Egypt had ten awful plagues before Pharaoh finally let our people leave Egypt. Well, not long after we left, he changed his mind. He gathered a great army to chase us and take us back to Egypt. When we saw the army of the Egyptians coming toward us, it created quite a stir!"

"Were you afraid?" Chislon asked.

"Well, I was about your age then and I had been pretty excited about how God had led us out of Egypt. I figured that God would also help us not to be caught by all those soldiers. But when the adults started getting scared, I got scared too. Then our leader, Moses, stood up and told us God would take care of us and keep us safe from the Egyptians. That made me feel better.

"Before this time, God had sent a big, tall cloud to guide us during the day. At night, it turned into a pillar of fire to give light and show us the way to travel. It had always been in front of us, but now God moved it behind us.

That way it was between us and the Egyptians. They were in darkness while we were in the light! But we had a big problem in front of us."

"The Red Sea!" Chislon piped in.

"Right. Pharaoh's army behind us and the Red Sea in front of us. What were we going to do? But God hadn't forgotten us. He made a strong east wind to blow all night. The waters parted! Oh, Chislon, I wish you could have seen it!

"As we moved forward, I thought I would get to splash in the mud. But the ground where the water had been was dry! What a miracle! On both sides of us the water was like a wall.

"The Egyptians followed right after us. When they were between the walls

of water, they started having problems. God caused the wheels of their chariots to fall off."

"When we got to the other side, Moses turned and stretched his hand over the sea. Before Pharaoh's army could escape, the waters covered them and they all drowned. We weren't afraid anymore! God had delivered us."

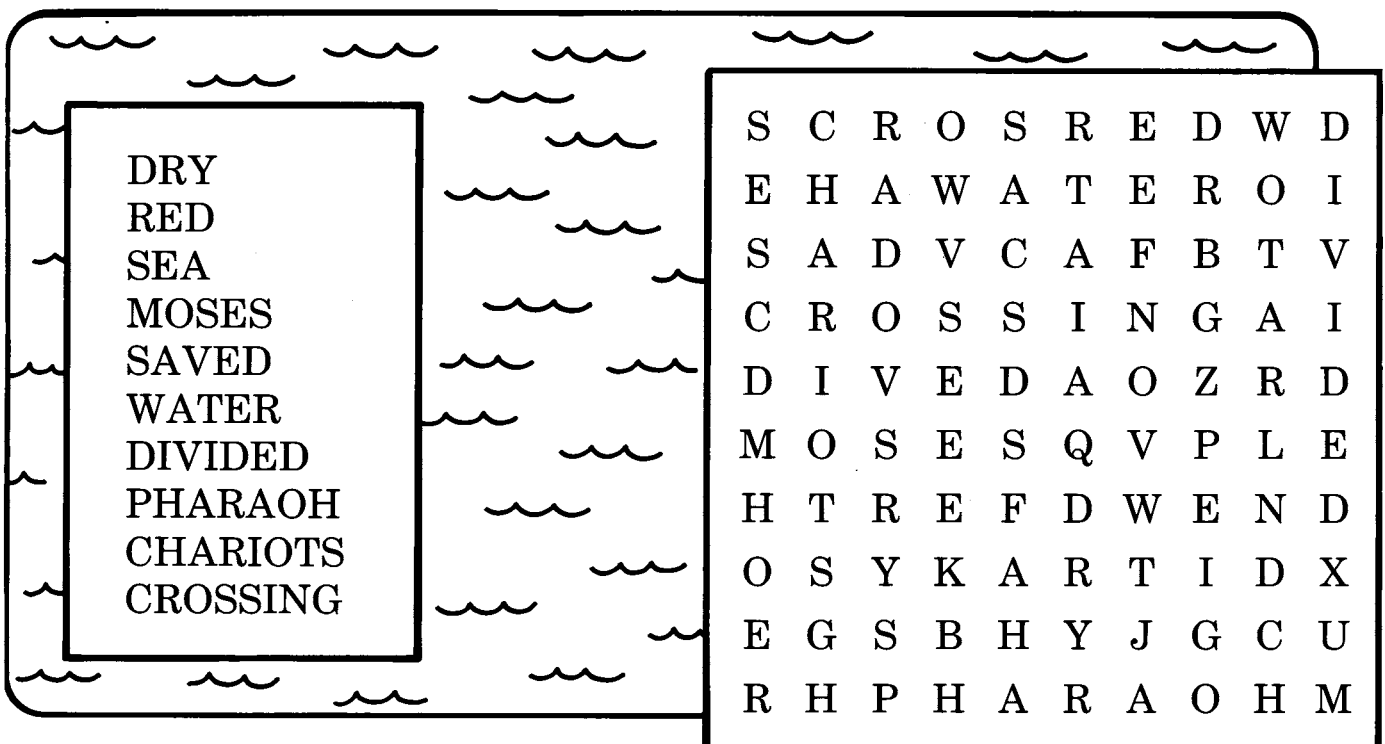
"I wish I could have been there," Chislon said with a sad look.

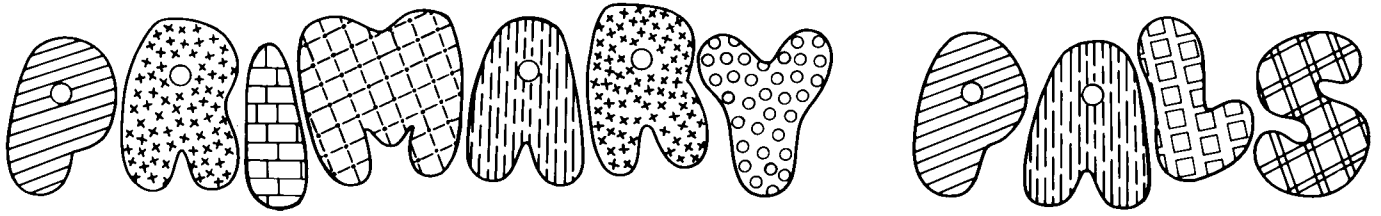
"Well, it was a wonderful miracle. But remember, Chislon, God is still working today. Who knows what miracles He will work in your life!"

Chislon smiled. "You're right, Grandpa. Maybe someday I'll be able to tell my grandson exciting stories like you do!"

## Hidden Words

Find and circle the words hidden in the puzzle below.





## God Will Provide

“Mom, I’m hungry.” Kezia followed her mother into their tent.

“I know you are. But God will provide. He knows we need food. It’s time now for you to go to sleep.”

Kezia sat down on the mat that was her bed. She looked up at her mother and said, “I heard some people saying today that we should have stayed in Egypt. They said we had plenty to eat there. Do you think we should have stayed there, Mother?”

Her mother knelt down beside her and stroked her hair. “Kezia, your father and I have learned that it’s best to trust God. Some people have a hard

time doing that. When people complain, it makes God unhappy. We need to pray for them. God isn’t going to let us starve here in the wilderness.”

“But what about Egypt? We weren’t hungry there.”

“That’s right. But what people forget is that we were slaves there. God has wonderfully brought us out. We should be thankful and trust Him to take care of us. Let’s pray.”

They both bowed their heads as Kezia’s mother prayed. “Heavenly Father, we want to thank You for this day. We thank You for saving us from

the Egyptian army. We know that You will provide us food. Help those who doubt You to trust in You. Amen.”

Kezia lay down and said, “I’m so glad that our family believes in God. It feels better to trust than to doubt.”

The next day Moses called the people together to tell them God would send meat that evening and bread in the morning. Kezia tugged on her mother’s apron and said, “See, Mom, just like we prayed, huh? I can’t wait to see how God will feed this many people.”

That very evening, thousands of quail flew into the Israelites’ camp. There was meat for everyone. Kezia was so excited. She could hardly sleep that night wondering about the bread that God would send in the morning.

“Kezia, are you up already?” her father asked. “The sun has barely begun to rise.”


“Yes, Daddy, but this is the morning God sends us bread! Let’s hurry and see what it’s like.”

Before long the whole camp of the Israelites was full of excitement. On the ground everywhere were small kernels. The people called them manna. From these they made cakes that tasted like wafers made with honey. Kezia was so happy as she helped gather enough for her family.

That wasn’t the last time that God provided for Kezia’s family and the rest of His people. Later when they needed water, He brought water out of a rock! And remember, God is still watching over His people today.

## Scrambled Letters

Unscramble the letters to find out what God gave to the Children of Israel.





# Preparing for This Bible Lesson

## ***Parent's Corner***

It is important for primary children to realize that God cares about them and has promised to provide for their needs. This Bible story details how God provided food and water for the Children of Israel in miraculous ways as they traveled toward Canaan.

After reading together about the water from the rock, and the manna and quail, help your child make a batch of edible clay. Mix equal amounts of peanut butter and dry milk powder. Slowly add honey until the mixture is about the consistency of play dough.

Let your child use this mixture to mold a rock representing the rock Moses struck. Then he can make small quail, baskets, and little pieces of manna. When he is done playing, he can eat what he made! This dough can be kept in the refrigerator for several days and still be edible.

## ***Time Together for Family Devotions***

Verses to help your child understand this Bible lesson.

SUNDAY: Deuteronomy 2:7

MONDAY: Exodus 33:14

TUESDAY: Isaiah 43:2

WEDNESDAY: Deuteronomy 20:1

THURSDAY: Genesis 28:15

FRIDAY: Psalm 34:17

SATURDAY: Psalm 34:7

## ***Bible Text***

Exodus 16:11-31; 17:1-6




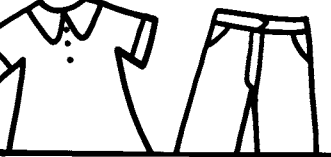





## ***Memory Verse***

The LORD thy God hath been with thee; thou hast lacked nothing.

— Deuteronomy 2:7

# God Cares for Me!

When the Children of Israel had a need, God took care of them. On the chart below are some ways He still provides for His people today. Circle or write in your favorite thing in each group that God has provided for you.

<p>FOOD</p> 	<p>Grapes      Apples      Bananas      _____</p>
<p>CLOTHES</p> 	<p>Shirt      Dress      Shoes      _____</p>
<p>SCHOOL</p> 	<p>Recess      Friends      Books      _____</p>
<p>CHURCH</p> 	<p>Stories      Singing      Prayer      _____</p>
<p>PLAY AREA</p> 	<p>Backyard      Park      Playground      _____</p>
<p>HELPERS</p> 	<p>Policeman      Fireman      Teacher      _____</p>
<p>WEATHER</p> 	<p>Sun      Rain      Snow      _____</p>

Name: \_\_\_\_\_

# Preparing for This Bible Lesson

## ***Parent's Corner***

This Bible story is about the miraculous way God delivered His people from the pursuing Egyptian armies by opening a path for them through the Red Sea. This is an exciting story, and one that should help your child realize the great power of God.

As you think about the Children of Israel's moving toward the land which God had promised them, play a game called "Going to Canaan," with your family. The first player says, "I'm going to Canaan, and I am taking an apple" (or any word beginning with the letter A). Each succeeding player repeats all the things the other players are taking, and adds a new object beginning with the next letter in the alphabet. ("I'm going to Canaan, and I am taking an apple, a basket, and a cloak.") The game continues until the complete alphabet has been used.

## ***Time Together for Family Devotions***

Verses to help your child understand this Bible lesson.

SUNDAY: Exodus 14:13

MONDAY: Isaiah 41:13

TUESDAY: Psalm 91:11

WEDNESDAY: Psalm 34:7

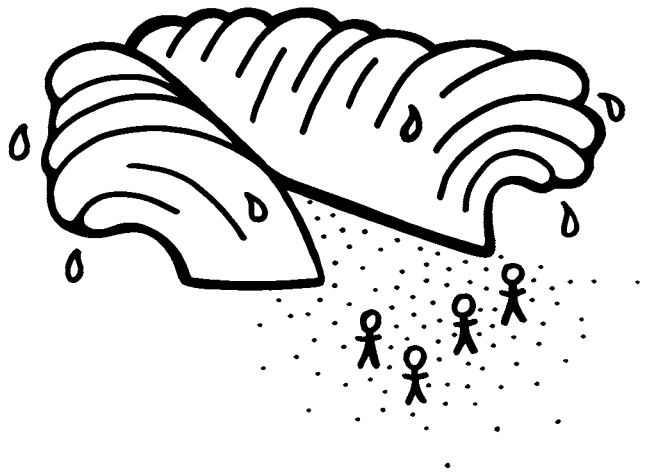
THURSDAY: Exodus 14:14

FRIDAY: Psalm 41:2

SATURDAY: Psalm 91:2

## ***Bible Text***

Exodus 14:5-31; Hebrews 11:29



## ***Memory Verse***


Fear ye not, stand still, and see the salvation of the LORD. — Exodus 14:13

# Ready to Go


Write or draw a picture of what you think each person was thinking as Moses and God's people prepared to leave Egypt.




Moses



God's People



Pharaoh



Name: \_\_\_\_\_

# Preparing for This Bible Lesson

## ***Parent's Corner***

God's judgments upon the people of Egypt are the subject of next week's lesson. When Moses appeared before Pharaoh and, as directed by God, asked that his people be freed, Pharaoh refused. God sent ten plagues upon the land of Egypt, but in spite of the suffering and trouble, Pharaoh would not let the people go until the final plague brought death throughout the land.

Our focus will be that God allowed these things to happen in order to bring deliverance for His people. God has promised to deliver us from our troubles also. It might be interesting to collect objects symbolizing some of the plagues to help your child visualize the various events.

Objects could include: frog, fly swatter, grasshopper, bandaid, water colored red, picture of baby.


## ***Time Together for Family Devotions***

Verses to help your child understand this Bible lesson.

SUNDAY: Psalm 37:40  
MONDAY: Hebrews 13:6  
TUESDAY: Isaiah 41:10  
WEDNESDAY: Psalm 37:7  
THURSDAY: Psalm 18:17  
FRIDAY: Psalm 34:4  
SATURDAY: Jeremiah 1:8

## ***Bible Text***

Exodus 5:1,2; 6:1,2; 7:20;  
8:6,7,24; 9:6,10,23; 10:13,22;  
12:29-32



## ***Memory Verse***

The LORD shall help them, and deliver them . . . because they trust in him. — Psalm 37:40

# Ten Plagues

The sentences below tell about the ten plagues that God sent upon Egypt. The main word is missing from each sentence. Guess what the missing words are, and write them on the blank lines. Hint: the missing words rhyme with the words at the end of each sentence. Need extra help? See the words listed below.

1. The water turned to \_\_\_\_\_. (Flood)
2. The land was covered with \_\_\_\_\_. (Logs)
3. All the dust of the land became \_\_\_\_\_. (Mice)
4. God sent swarms of \_\_\_\_\_. (Lies)
5. All the \_\_\_\_\_ of Egypt died. (Tattle)
6. There were \_\_\_\_\_ on all the Egyptians. (Coils)
7. Fire and \_\_\_\_\_ fell from the sky. (Sail)
8. The east wind brought \_\_\_\_\_. (Focused)
9. With no sun for three days, it was \_\_\_\_\_. (Park)
10. Every Egyptian firstborn \_\_\_\_\_. (Cried)

frogs

locusts

hail

flies

blood

died

lice

boils

dark

cattle

Name: \_\_\_\_\_

# Preparing for This Bible Lesson

## ***Parent's Corner***

Our Bible lesson explains how God called Moses, revealing to him that he was to be the man who would lead the Children of Israel out of Egypt. This was an awesome assignment, and Moses did not feel capable of performing the task. But God promised to be with him.

Explain to your child that God has a job for each one of us too. Moses received his commission out in the middle of the desert, beside a burning bush which was not consumed. God may not call us in as dramatic a way as He called Moses. But whatever our occupation, we can be used of God.

Take the Help Wanted ads of your local paper, and circle in red a number of different occupations. Discuss with your child the ways a person doing each particular job might be able to work or witness for God.

## ***Time Together for Family Devotions***

Verses to help your child understand this Bible lesson.

SUNDAY: I Thessalonians 2:12

MONDAY: Hebrews 11:27

TUESDAY: II Chronicles 16:9

WEDNESDAY: Psalm 33:13

THURSDAY: Psalm 33:18


FRIDAY: Psalm 34:15

SATURDAY: Proverbs 15:3

## ***Bible Text***

Exodus 3:1-14

Hebrews 11:24-26







## ***Memory Verse***

Walk worthy of God, who hath called you unto his kingdom and glory.

— I Thessalonians 2:12

# Something's Burning!

Write the first letter of each picture on the line above it.  
You will see two words that tell what Moses saw in the desert.



Name: \_\_\_\_\_



# Preparing for this Bible Lesson

## ***Parent's Corner***

This new unit of lessons is about Moses, the man God chose to lead the Children of Israel out of slavery.

Do you have a small baby in your family? If so, you have the perfect opportunity to help your child relate to this lesson on how Moses' life was miraculously spared at infancy.

After reading the Bible text with your child, help him understand that Moses' family felt just the way you do about your baby. Talk about how much you love your baby, and how you would want to protect him from any harm. Discuss all the things a baby needs, and how difficult it would be to hide a baby. What would you do if the baby cried?

Your child might enjoy making a baby collage during this week. Let him cut out pictures of infants from magazines or catalogs and paste them on a large sheet of construction paper.

## ***Time Together for Family Devotions***

Verses to help your child understand this Bible lesson.

SUNDAY: Hebrews 13:6

MONDAY: Hebrews 11:23

TUESDAY: Psalm 37:5

WEDNESDAY: Proverbs 3:5


THURSDAY: Isaías 26:4

FRIDAY: Psalm 33:18

SATURDAY: Psalm 34:17

## ***Bible Text***

Exodus 1:22; 2:1-10;  
Hebrews 11:23




## ***Memory Verse***

The Lord is my helper; and I will not fear what man shall do unto me.  
— Hebrews 13:6

# Where's the River?

Finish drawing the bushes where Miriam hid to watch Baby Moses. Also draw the water for the basket to float in. Color the picture when you finish drawing.



Name: \_\_\_\_\_

# Preparing for This Bible Lesson

## ***Parent's Corner***

One of the very important themes of the Bible is the exciting fact that Jesus is coming back to earth again! Your child will learn that Jesus will come again in the same way that He went away—in a cloud.

Help your child make a cloud bookmark to reinforce this thought. Draw a simple cloud shape about 1½" high and 2" wide on a piece of paper. Let him use this as a pattern to cut two matching clouds from white felt. Cut an 8" length of rainbow-striped grosgrain ribbon. Glue the two cloud shapes together with one end of the length of ribbon in between them.

If you wish, a purchased sticker of Jesus could be applied to the cloud shape. Help your child locate the Bible text in his Bible and place his new cloud bookmark there.

## ***Time Together for Family Devotions***

Verses to help your child understand this Bible lesson.

SUNDAY: Matthew 16:27

MONDAY: Luke 12:40


TUESDAY: Titus 2:13

WEDNESDAY: Matthew 24:44

THURSDAY: John 14:3

FRIDAY: Matthew 6:20

SATURDAY: Colossians 3:4



## ***Bible Text***

Acts 1:9-12; John 14:1-6

## ***Memory Verse***

For the Son of man shall come in the glory of his Father  
with his angels. — Matthew 16:27

# Jesus Will Come Again

Jesus promised He would come again. He went to Heaven in a cloud and will come back in a cloud. Draw a picture of Jesus in the cloud below. Are you watching for Jesus to return?



Name: \_\_\_\_\_

# Preparing for This Bible Lesson

## ***Parent's Corner***

This lesson stresses the necessity of believing. Our Bible text tells the story of Thomas, the disciple of Jesus who would not believe Jesus had risen from the dead until he saw Him.

To help your child understand what it means to believe, plan a special "Better Believe" day for your family. Have each family member write down on separate slips of paper two or three things they will do for someone else in the family. Fold the papers in half, and write "Better Believe" on the outside. For example, you might write on your child's slip, "I will make banana muffins for your breakfast."

When each slip is given to the appropriate person during the day, the recipient must say "I believe!" before the action can be performed.

## ***Time Together for Family Devotions***

Verses to help your child understand this Bible lesson.

SUNDAY: John 20:29

MONDAY: Mark 9:23

TUESDAY: Mark 11:24

WEDNESDAY: Matthew 21:22


THURSDAY: I Peter 1:8

FRIDAY: Proverbs 3:5

SATURDAY: Matthew 7:7

## ***Bible Text***

John 20:24-31




## ***Memory Verse***

Blessed are they that have not seen, and yet have believed.  
— John 20:29


# Do You Believe?

Color each small box that has an X inside.

You will discover what Thomas said after he saw Jesus.



— and —



Name: \_\_\_\_\_

# Preparing for This Bible Lesson

## ***Parent's Corner***

This lesson is about Jesus meeting two of His disciples on the road to Emmaus. At first they did not recognize Him, but later, after they had sat down to eat together, they realized that He was their Lord.

Use the memory verse as the focus of your time together with your child. Because it compares the Word of God to a lamp, there are many possibilities for visualizing this verse. Have your child count how many lamps (or sources of light) he can find in your house. Talk about why we need light. Use a light to make shadow pictures on the wall. Hide an object in a dark room and let your child look for it with a flashlight.

After spending some time on these activities, read the verse again together. Let your child explain to you why he thinks the Word of God is like a light.

## ***Time Together for Family Devotions***

Verses to help your child understand this Bible lesson.

SUNDAY: Psalm 119:105

MONDAY: John 5:24

TUESDAY: John 1:12

WEDNESDAY: Psalm 119:130


THURSDAY: John 6:40

FRIDAY: John 6:35

SATURDAY: John 12:46

## ***Bible Text***

Luke 24:13-35



## ***Memory Verse***

Thy word is a lamp unto my feet, and a light unto my path.  
— Psalm 119:105

# On the Emmaus Road

Match the shapes below. Write the correct words on the lines in the empty shapes. Read the verse to see what happened while the two men were walking to the village of Emmaus.

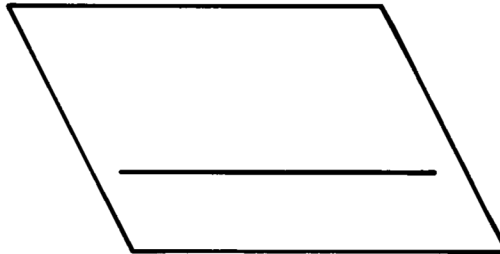

went

them

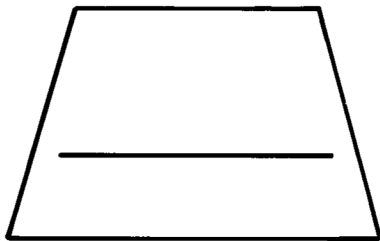
near

himself


Jesus



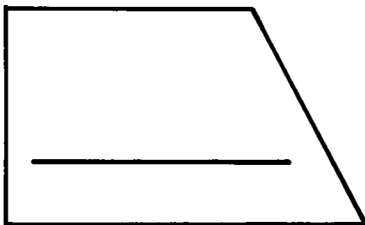
drew



, and



with



Luke 24:15

Name: \_\_\_\_\_



# Preparing for This Bible Lesson

## ***Parent's Corner***

The Resurrection of Jesus Christ, the dramatic event of the first Easter Sunday, is the focal point of our Christian beliefs. Make a special point of emphasizing that event this week with your family. One way would be for each of your family members to use the Easter greeting/response used by the Early Church: "Christ is risen!"/"He is risen indeed!"

Build reminders of Easter into your meal menus for this week. Prepare your family some foods that might stir thoughts about the first Easter week. Some possibilities: bread (Matthew 26:26); fish (John 21:12-14); hot cross buns (Luke 23:33); souffle (something that's risen) (Mark 16:6); angel food cake (Matthew 28:5,6). At meal time, let the family members try to guess which is the special food and explain why it is significant. If they get stuck, give them the Scripture text to look up as a clue.

## ***Time Together for Family Devotions***

Verses to help your child understand this Bible lesson.

SUNDAY: Luke 24:34

MONDAY: I Corinthians 15:20

TUESDAY: I Peter 1:3,4

WEDNESDAY: Matthew 28:5,6

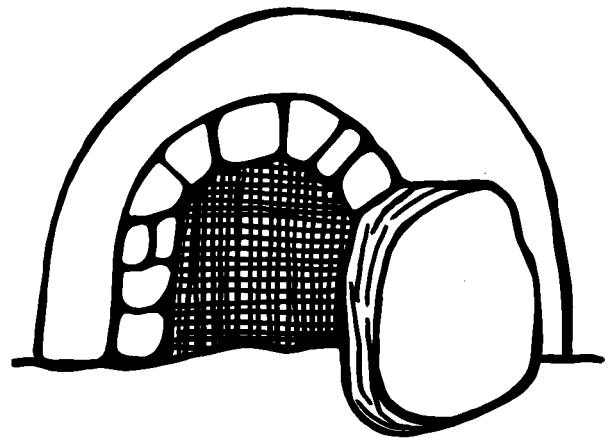
THURSDAY: Matthew 28:8

FRIDAY: Luke 24:6,7

SATURDAY: Acts 4:33

## ***Bible Text***

Matthew 28:1-10



## ***Memory Verse***

The Lord is risen indeed. — Luke 24:34

# He is Risen Indeed!

Use the words in the oval shapes to complete the sentences below.

Write each word on the correct line.

Two

earthquake

tell

alive

tomb

joy

risen

saw

afraid

stone

\_\_\_\_\_ Marys went to see Jesus' tomb.

There was a great \_\_\_\_\_.

An angel rolled the \_\_\_\_\_ away.

The men who guarded the \_\_\_\_\_  
fainted.

The angel told the women not to be \_\_\_\_\_.

Jesus was \_\_\_\_\_!

What great \_\_\_\_\_!

The women went to \_\_\_\_\_ all  
Jesus' friends.

As they went they \_\_\_\_\_ Jesus.

Jesus was \_\_\_\_\_ indeed!

Name: \_\_\_\_\_

# Preparing for This Bible Lesson

## ***Parent's Corner***

This lesson is about the crucifixion of Jesus. As your family begins to think about Easter, let your child help you make popcorn crosses to give to friends or family members as special Easter gifts.

In a saucepan bring 1/2 cup butter, 2 cups brown sugar, and 1 cup light corn syrup to a boil. Stir in 1 (15 ounce) can of condensed milk. Simmer on low heat, stirring constantly, until the mixture comes to a soft-ball stage (235 degrees). Remove from heat and stir in 1 teaspoon of vanilla. Pour over 10 quarts of popped corn, and stir to coat.

When the popcorn is cool enough to handle, have your child butter his hands and form it into crosses. Write Easter messages or Bible verses on small slips of paper. Wrap the popcorn crosses with plastic wrap and enclose a note or verse in each one.

## ***Time Together for Family Devotions***

Verses to help your child understand this Bible lesson.

SUNDAY: Hebrews 9:28

MONDAY: Isaiah 53:5


TUESDAY: John 15:13

WEDNESDAY: I Peter 2:24

THURSDAY: I Peter 3:18

FRIDAY: Philippians 2:8

SATURDAY: II Corinthians 5:15



## ***Bible Text***

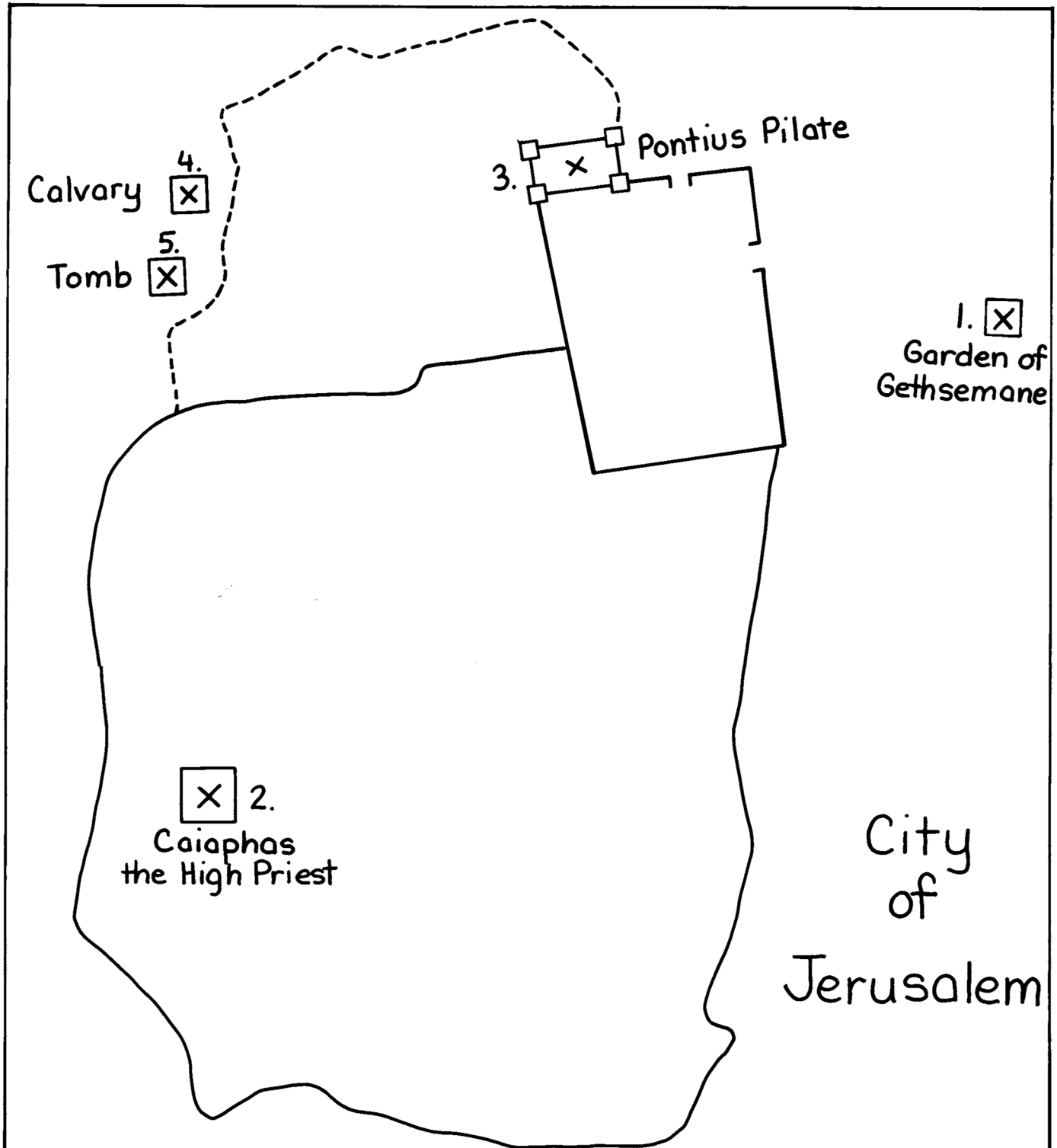
Mark 14:43-49,53;  
15:15-28,37,42-47

## ***Memory Verse***

Christ was once offered to bear the sins of many. — Hebrews 9:28

# When Jesus Went to Calvary

Use a pencil or crayon to trace a path between the places where things happened in this lesson. They are numbered in the correct order. Stop at each number and tell at least one thing which happened at that place.



Name: \_\_\_\_\_

# Preparing for This Bible Lesson

## *Parent's Corner*

This lesson relates what happened during and following the Lord's Supper—Jesus' last meal with His disciples. At that time, Christ set an example for His followers, encouraging them to repeat the actions He had demonstrated, in remembrance of Him. On the primary level, our focus will be that Jesus promised we would be happy if we did these things.

Help your child make his own "Be Happy" stickers to reinforce the point of this lesson. On white paper, let him draw and color simple shapes that can be cut out. (Smiley faces are easy and fun to draw. Other ideas might be hearts or speech balloons with short messages.) Have them paint the back of each drawing with a solution made from equal amounts of Elmer's or Lepage's mucilage and water mixed together in a small container. Let the glue dry and then cut out each shape.

When your child is ready to use the stickers, he will only have to dampen the backs slightly to make them stick.

## *Time Together for Family Devotions*

Verses to help your child understand this Bible lesson.

SUNDAY: John 13:17

MONDAY: Luke 22:15

TUESDAY: Mark 14:18

WEDNESDAY: Luke 22:19

THURSDAY: Luke 22:20

FRIDAY: I Corinthians 11:26

SATURDAY: I Corinthians 10:16



## *Bible Text*

Mark 14:22-26  
John 13:2-5,12-17

## *Memory Verse*


If ye know these things, happy are ye if ye do them. — John 13:17

# Be Happy

Read the story below and draw a circle around the correct word to complete each sentence.

Peter and John were sent to find a room they could use for their last snack supper with Jesus. Jesus ate His last supper with His friends uncles . After the supper, Jesus washed His disciples' hands feet . Jesus told His helpers, "I have washed your feet so you should wash each other's your own feet. I have given you an problem example . If you do what I say, you will be sad happy ."

People who love forget Jesus still obey Him when they celebrate the Lord's Supper and Foot Washing.



Name: \_\_\_\_\_

# Preparing for This Bible Lesson

## ***Parent's Corner***

The reason we will not be studying Jesus' triumphal entry into Jerusalem on the traditional Palm Sunday, is that we want to give an in-depth coverage to the events immediately preceding Easter. The lessons would be out of sequence if we waited to study this text on the Sunday before Easter.

When we think of praising the Lord, as the people did when He rode into Jerusalem, we often think of music. Make some musical instruments with your child this week. A drum can be made by covering a cardboard oatmeal box with colored paper. Dip a coffee filter in water and stretch the damp cover over the open end of the box. Fasten with a rubber band, and allow to dry before playing.

Maracas can be made by removing the caps and plugs from two plastic lemons, dropping in some rice or small beans, and pushing in pencils for handles. A paper towel tube makes a good fife. Punch five small holes in a row along the cylinder, and cover one end with waxed paper. Have your child hum into the open end.

## ***Time Together for Family Devotions***

Verses to help your child understand this Bible lesson.

SUNDAY: Mark 11:9

MONDAY: Zechariah 9:9


TUESDAY: Hebrews 13:15

WEDNESDAY: Psalm 100:4

THURSDAY: Psalm 50:23

FRIDAY: Psalm 35:28

SATURDAY: Psalm 33:2



## ***Bible Text***

Mark 11:1-11


## ***Memory Verse***

Hosanna; Blessed is he that cometh in the name of the Lord.

— Mark 11:9

# Special Praise

Color blue in the spaces that have lower case (small) e's inside. You will see a special name and special word. They were both used in this lesson.



Name: \_\_\_\_\_



# Preparing for This Bible Lesson

## ***Parent's Corner***

This lesson tells about one of Jesus' final miracles—the raising of His friend Lazarus from the dead.

For the primary child, the focus of our teaching will be on life. Try to help your child visualize the scene portrayed in the lesson by talking about how thrilled Lazarus' sisters must have been to have their beloved brother restored to them.

This week challenge your child to make an alphabet book illustrating the life that Jesus gives. Have him cut out or trace a picture of a living thing beginning with each letter of the alphabet. If he cannot find a picture, let him write on the page a word beginning with that letter and illustrate it by drawing a picture. Let your child mount the pictures and assemble them into a book. Title the book "Alphabet Alive."

## ***Time Together for Family Devotions***

Verses to help your child understand this Bible lesson.

SUNDAY: John 11:25

MONDAY: John 5:28,29

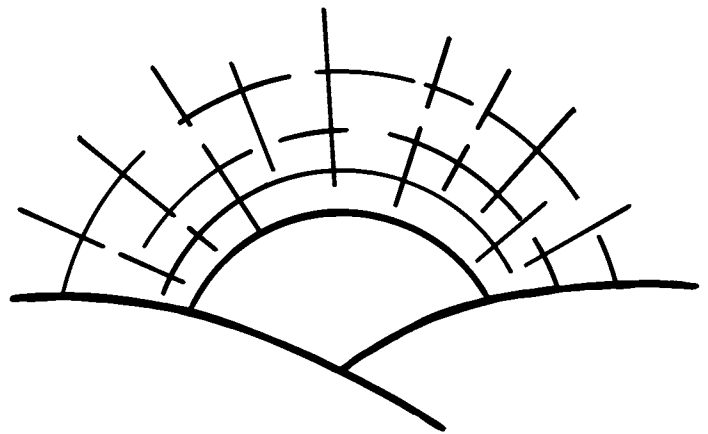
TUESDAY: Acts 24:15

WEDNESDAY: John 6:40

THURSDAY: II Corinthians 4:14

FRIDAY: I Thessalonians 4:14

SATURDAY: Daniel 12:2



## ***Bible Text***


John 11:1-8,14,17,38-48,53

## ***Memory Verse***

Jesus said . . . I am the resurrection, and the life. — John 11:25

# Extra! Extra!

The front-page picture is missing from the newspaper below. Draw a picture of what you think Lazarus looked like when he came to life again.



Name: \_\_\_\_\_

# Bible memory Verses

Color each butterfly as you learn the verse.



Student's Name \_\_\_\_\_

Teacher's Name \_\_\_\_\_

A Bible lesson and activity handout  
for use at home and church.

## **Apostolic Faith Church**

5414 SE Duke Street  
Portland, Oregon 97206-6842, U.S.A.

[www.apostolicfaith.org](http://www.apostolicfaith.org)

*PRINTED IN THE U.S.A.*