

PRIMARY PAWS

Units 28,29,30

Christmas is coming,
so we will be studying
all about God's Gift to
us—Jesus.

We will study about
God's special plan for a
man named Paul.



Prayer is an important
part of our lives. We
will learn what Jesus
taught about prayer.



Table of Contents

Note: At times, the lessons are taught out of sequence to coincide with holidays. See the accompanying datesheet for the current lesson schedule, which is also available online at www.apostolicfaith.org.

Lesson 28a	A Special Gift	Matthew 1:18-25; Luke 1:26-38
Lesson 28b	No Room	Luke 2:1-7; John 3:16
Lesson 28c	A Special Tree	Luke 2:8-20
Lesson 28d	A Light for the Wise Men	Matthew 2:1-12
Lesson 29a	Special Plans for Saul	Acts 9:1-22
Lesson 29b	A Song in Prison	Acts 16:22-34
Lesson 29c	Linda's Testimony	Acts 26:1-32
Lesson 29d	Shipwreck!	Acts 27:1-44
Lesson 29e	Working for Jesus ...	1 Timothy 4:12-16; 2 Timothy 3:14-17; 4:2-8, 17, 18
Lesson 30a	A Good Example	Matthew 6:9-13
Lesson 30b	The Right Prayer	Luke 18:9-14
Lesson 30c	The Lost Birthday Gift	Matthew 7:7-11; John 16:23-28
Lesson 30d	Vanminh's Problem	John 17:1-26

Booklet Instructions

Remove the staples and cover sheet. Then use one lesson sheet each week.

Primary Pals

(USPS 757-530)

Units 28,29,30

Apostolic Faith Church

5414 SE Duke Street

Portland, Oregon 97206, U.S.A.

Primary Pals is an official publication of the Apostolic Faith Church, and is published quarterly. Periodicals postage is paid at Portland, Oregon.

POSTMASTER: Send address change to
APOSTOLIC FAITH CHURCH
5414 SE Duke Street
Portland, Oregon 97206, U.S.A.

Dear Parents,

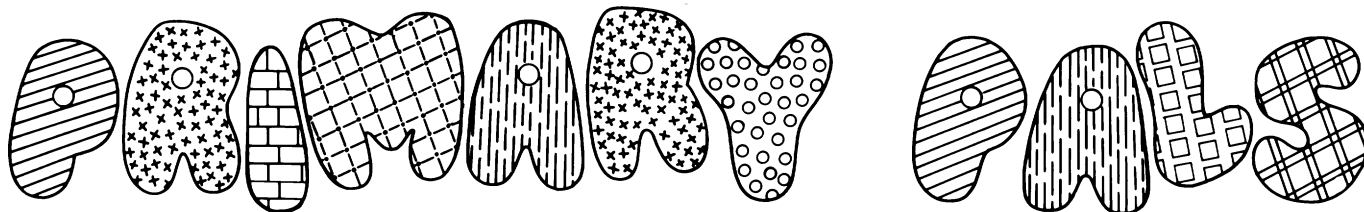
We are looking forward to sharing the special joys of Christmas with your child. This is an exciting time of year for children, and we want to do all we can to increase their love for this special season as well as their understanding of what it is all about.

We will be studying the remarkable events that are a part of the Christmas story. This series of four lessons begins with the angel's appearing to Mary and Joseph to announce the coming birth of Jesus, and concludes with the visit of the Wise Men.

Our second unit will be about Paul the Apostle. The five lessons in this group trace the life of this great missionary, beginning with his conversion and ending with his final instructions to his young co-worker, Timothy.

The final unit for this quarter, "Jesus Teaches Us to Pray," will help your child understand the importance of communication with God in prayer. You can help reinforce your child's learning experiences by following the suggestions given in the Parent's Corner of each week's take-home paper.

Apostolic Faith Teaching Staff



A Special Gift

Everybody likes to receive gifts. There's something so exciting about a big box wrapped in bright paper with a big bow on top. But not all gifts come wrapped up like that. Did you know that you were a gift?

God gave you to someone special. Lots of children have a mother and father to love and care for them. Others may have a grandma or grandpa, an aunt or uncle, or someone else who loves and takes care of them.

How excited your special people must have been when they learned you would be living with them! They probably told everyone they knew that you were coming. What good news! All

of a sudden there were so many things they needed to think about.

They probably wondered if you would be a boy or a girl. Should they buy a dress or some overalls?

Names, names, names! What would be a good name for you?

Jill or Melissa are nice names for a girl. Kevin or Brian would be better for a boy. Your special people wanted you to have just the right one. After all, they needed to decide on a good name that would be just right for you.

What would you be like when you grew up? Would you like music? Would you like to draw? You might want to be a fireman, or a great cook,

or a nurse, or a farmer, or a house painter. Oh, there were so many things you could be! What would you choose? But everyone had to wait to find the answers to these questions. What an exciting and fun time!

Let me tell you about another Baby, a very special Baby. He was God's special Gift to everyone—Jesus!

God chose Joseph and Mary to be Jesus' parents while He lived here on earth. God was careful to choose just the right people to care for His Son.

He sent an angel to tell them the exciting, good news! The angel said they would have a Son, so they knew ahead of time that their Baby would be a boy. The angel even told them

that God had already chosen the name—Jesus. Joseph and Mary liked that name.

The most important thing the angel told them was that their Baby was God's Son. He would someday become the Savior of the world. That meant He would save people from their sins.

Mary was so excited that she took a long trip to tell her cousin, Elisabeth, all about her special Baby.

Today, we still share the good news of Jesus' birth. We celebrate His birthday every Christmas. It is a perfect time to tell others about God's Gift to the world.


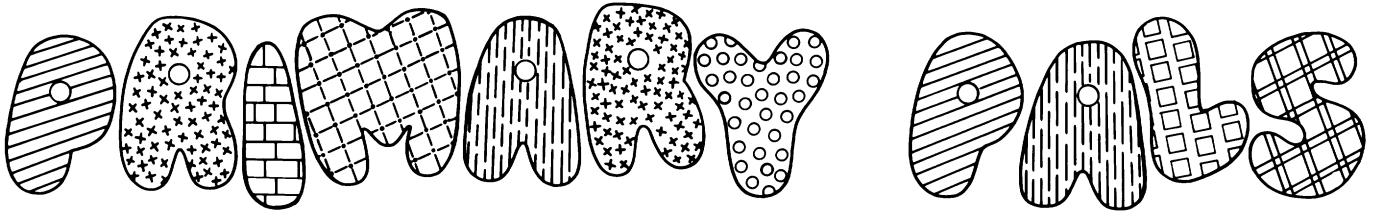
Jesus was truly the very best Gift God could give.

Hidden Words

Find and circle the hidden words in the puzzle below.

SON
HOLY
MARY
ANGEL
DREAM
JESUS
JOSEPH
GABRIEL

J	A	Y	D	R	E	A	M
O	S	M	A	R	Y	M	B
S	C	P	X	J	Z	T	E
E	B	U	D	E	V	J	A
P	G	A	L	S	S	O	N
H	O	L	Y	U	N	Q	G
K	R	O	F	S	W	H	E
I	G	A	B	R	I	E	L



No Room

Michelle and Charlie's mom read in the newspaper about the Tyler City Christmas Festival. There would be a Christmas play, the Joyful Noise Carolers, a Christmas craft sale, and much more. The family planned to go on Friday afternoon and come home on Saturday. That would give them lots of time to see everything.

It took them almost two hours to drive to Tyler City. But they had fun looking at the winter scenery and the Christmas lights along the way.

The first thing they did when they arrived was to stop at a motel. Michelle, Charlie, and Mom waited in the car while Dad went inside. He

soon returned to the car and told them there were no more rooms available in that motel. In fact, the manager had told him there might not be any rooms available in the whole town!

"Wow, I guess the Christmas festival is more popular than we thought," said Michelle. "What will we do, Dad?"

"If we can't find a room in town, I guess we will have to go back home tonight," answered Dad. "We'll stay and see the Christmas play anyway."

They stopped at several places, but the motel manager had been right. There were no rooms available.

"I'm sorry, children. I know how much you wanted to spend the night

in Tyler City,” said Dad. “Next year we’ll make reservations. But right now let’s go see the Christmas play.”

As the play began, Michelle was still feeling very sad that they hadn’t found a room to stay in. It would have been so much fun.

They watched as Joseph and Mary traveled to Bethlehem. Then Joseph knocked on the door of the inn. He asked for a room for Mary and himself. The innkeeper told them there was no room.

“Mom, Dad!” whispered Michelle excitedly. “That’s what happened to us! Oh, I know just how they must have felt. Such a long trip and then no room! How sad!”

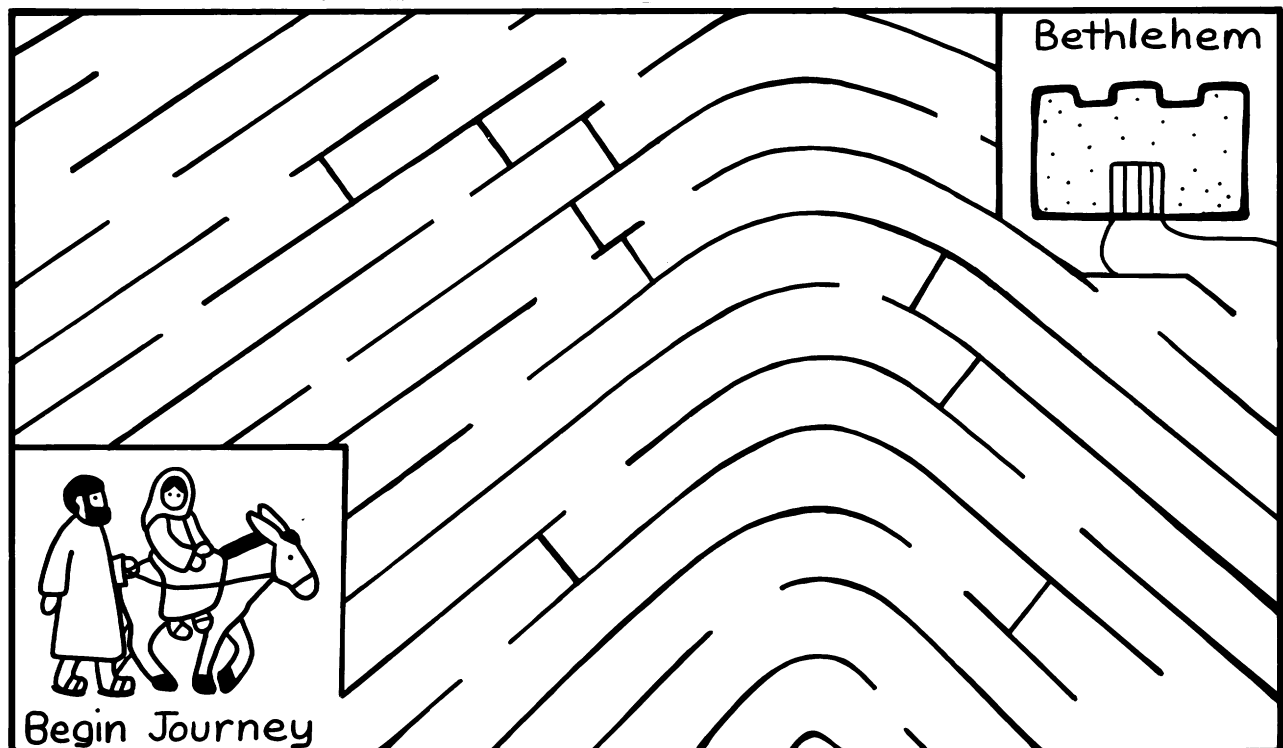
“Yeah, and they couldn’t just turn around and go back home!” said Charlie. “They had come a long way.”


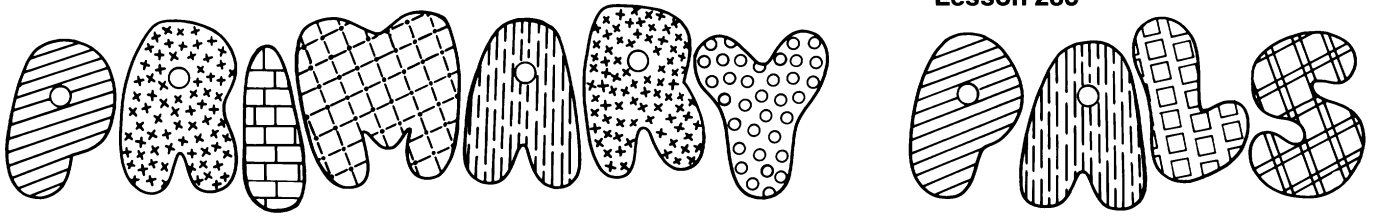
Going home that night, Michelle said, “In that play the man said that God sent Jesus to earth because He loved us. Why couldn’t that innkeeper find a good room for Him. If I had been the innkeeper I would have made room for Joseph and Mary. Then Jesus would have been born in a nice place.”

“Yes, God really did love the world, Michelle,” said Dad. “And He showed it by sending Jesus, His very best Gift. The innkeeper couldn’t find a nice room for Jesus, but you and Charlie can still give Him a room. You can give Him a room in your heart.”

Journey to Bethlehem

Help Joseph and Mary find their way through the maze to Bethlehem.





A Special Tree

Scott and his mother had come downtown to shop for Daddy's Christmas gift. They were looking at some nice ties in a store window when his mother said, "Listen to the carolers, Scott. They are singing Silent Night."

It was always fun to hear carolers. Scott looked at the group of singers standing in front of a large Christmas tree. The tree had been put up next to the department store. The decorations were bright and colorful.

"Mom, I know two of those boys!" exclaimed Scott. "They go to my school. Hi, Brennan. Hi, Jason," he called to them.

His friends smiled but kept on singing.

"They really sound nice, Mom," said Scott. "Do you think that is how the angels sounded when they visited the shepherds after Jesus was born?"

"Even though they do sound nice," replied his mother, "I think that the angels probably sounded different. Remember, they filled the whole sky! But their message is the same. These carolers are singing songs about the first Christmas. The angels told the good news and praised God."

When the carolers had finished, Scott rushed over to his friends. "You sure sounded good," he told them.

“Did you choose a name from the tree?” asked Brennan.

“What do you mean?” Scott looked puzzled. “What name?”

“See all those cards hanging from the tree branches,” said Jason. “Each one has the name of a kid or a grown-up on it. Whoever chooses a card gets to give a gift to the person whose name is on the card, something to help that person have a nicer Christmas. It could be a new doll for a girl or a new ball for a boy.”

“Or maybe the person needs food for his family’s Christmas dinner,” Brennan added.

“Our pastor said this is one way we can help celebrate Jesus’ birthday,” Jason continued. “When you give your gift, there is a little story card that you

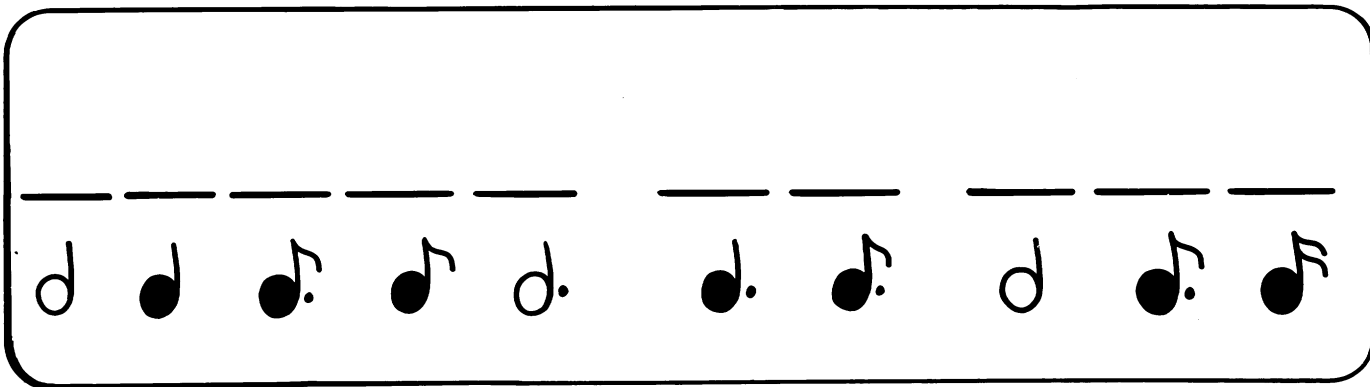
put on the package. It tells all about God's greatest Gift—Jesus. At the bottom of the card it says, Good Will Toward Men. That is what the angels said when they told the shepherds about Jesus."


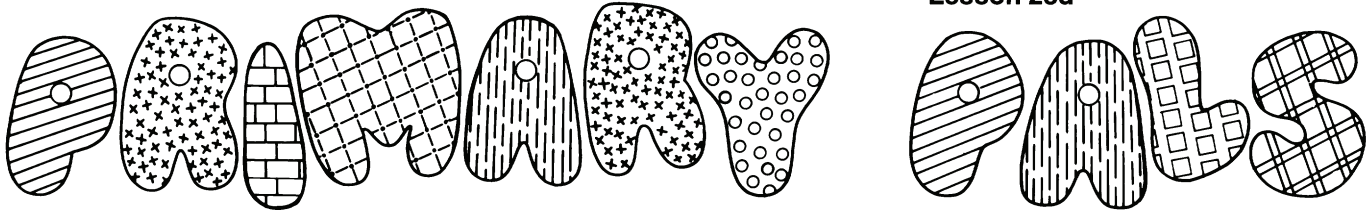
Scott turned to his mother and asked, “May I please choose a card, Mom? I want to help someone this Christmas. It might be someone who would end up with nothing. Please, Mom?”

“Yes, Scott,” his mother replied. “And, I think I will choose a card also. Helping other people and telling them about Jesus makes God happy. It is one of the ways we can thank God for His special Gift to us. Thank you, boys, for telling us about this special tree.”

The Angels' Message

Shepherds heard the angels praising God. Match the music notes and write the letters on the correct lines to find one of the things the angels said.





A Light for the Wise Men

“Twinkle, twinkle, little star,
Leading Wise Men from afar,
To the place where Jesus lay,
On that first glad Christmas day,
Twinkle, twinkle, little star,
Leading Wise Men from afar.”

When Jerry, Neal, and Robby finished singing their song, Teacher Edna clapped her hands. “That was really good, boys,” she said. “I think you are ready for the program tomorrow night.” The boys laughed excitedly as they left the platform.

The rehearsal was soon over and Jerry hurried home. His Uncle Adam and Aunt Bonnie had promised to come to the Sunday school program

tomorrow night. They lived in another city and had to travel a long way.

Jerry ran into his house and called to his mother. “Are they here, Mommy? I didn’t see their car.”

His mother told him his aunt and uncle wouldn’t arrive until the next evening. They now planned to drive straight to the church and meet the family there.

“But, Mommy, they have never been to the church,” said Jerry. “What if they get lost?”

“Don’t worry, Son,” replied his mother. “I gave them directions, so they should be able to find the church easily.”

The next evening, as the boys sang their song, Jerry looked for his uncle and aunt. He saw them sitting with his mother and father in the third row. He smiled, and sang even louder.

As soon as the program was over Jerry ran to greet them. "Uncle Adam, Aunt Bonnie, did you like the program? Did you see me?"

"Yes, we saw you. You sang so well," answered his uncle. "I'm glad you were one of the Wise Men. We found out tonight how they must have felt. From you, and from our trip too."

"What do you mean? Did you see a bright star?" Jerry asked.


"No, we didn't see a bright star,"

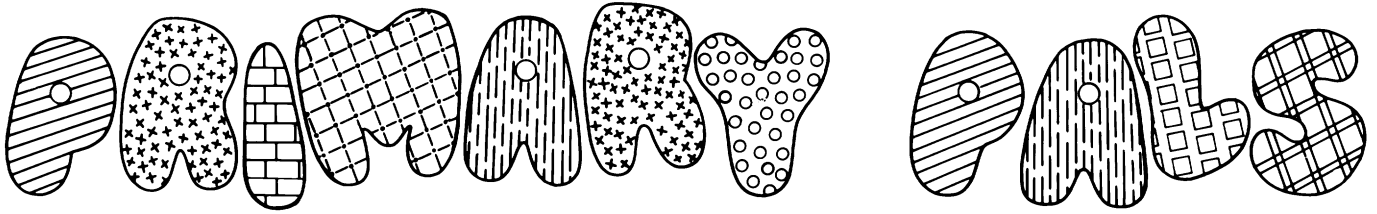
laughed Uncle Adam. "We tried to follow your mother's directions but at one time we couldn't remember which way to turn. It was when we saw the light shining in the church steeple that we knew we were going the right way. It was very nice to see a light we could follow."

"It really was like the Wise Men," said Aunt Bonnie. "They followed the Star to find the Baby King, Jesus. They wanted to see Him and give Him gifts. And tonight, we were happy to see the lighted steeple. We didn't want to miss hearing you and the other children tell the story of God's Greatest Gift—Jesus."

Gifts to Give

The Wise Men brought gifts to Jesus. What gifts can you give to Him? Draw pictures of them in the boxes below.





Special Plans for Saul

Saul was deep in thought as he hurried along the road to the city of Damascus. He frowned as he thought about the people there who called themselves Christians. He hated them! He was glad that at last he had a plan to get rid of these people.

Before leaving Jerusalem, he had gone to see the high priest. The high priest did not like Jesus either. In fact, he had helped those who put Jesus to death on the cross. He was happy to do what he could so Saul could get rid of the Christians. He gave Saul a letter with orders that would give him permission to bring the Christians back to Jerusalem. There they would

be beaten and put into prison. Some of the Christians would even be put to death. Isn't that awful?

Because Saul hated the Christians so much, the high priest could count on him to carry out his orders. Saul was going to Damascus to find them. But Jesus had other plans for Saul.

As Saul went down that dusty road, a bright light shone right down from heaven all around Saul. It was so bright that Saul could no longer see. The light had blinded him!

Saul was so afraid, he fell to the ground. Suddenly he heard a voice speaking from Heaven. "Saul, Saul, why are you treating Me this way?"

Saul shook with fright. He said quickly, "Who are You, Lord?" Then he heard the voice say, "I am Jesus."

At that very moment Saul believed that Jesus was really God's Son. He asked Jesus, "What do You want me to do?" Jesus told him to go into the city, and someone there would tell him what he should do.

Saul stood up. He opened his eyes but he still could not see. The men with him had to lead him by the hand the rest of the way to Damascus. When he arrived he stayed three days in the home of a man named Judas. There he spent his time praying.

You see, Jesus had special plans for Saul's life. He told a Christian by the

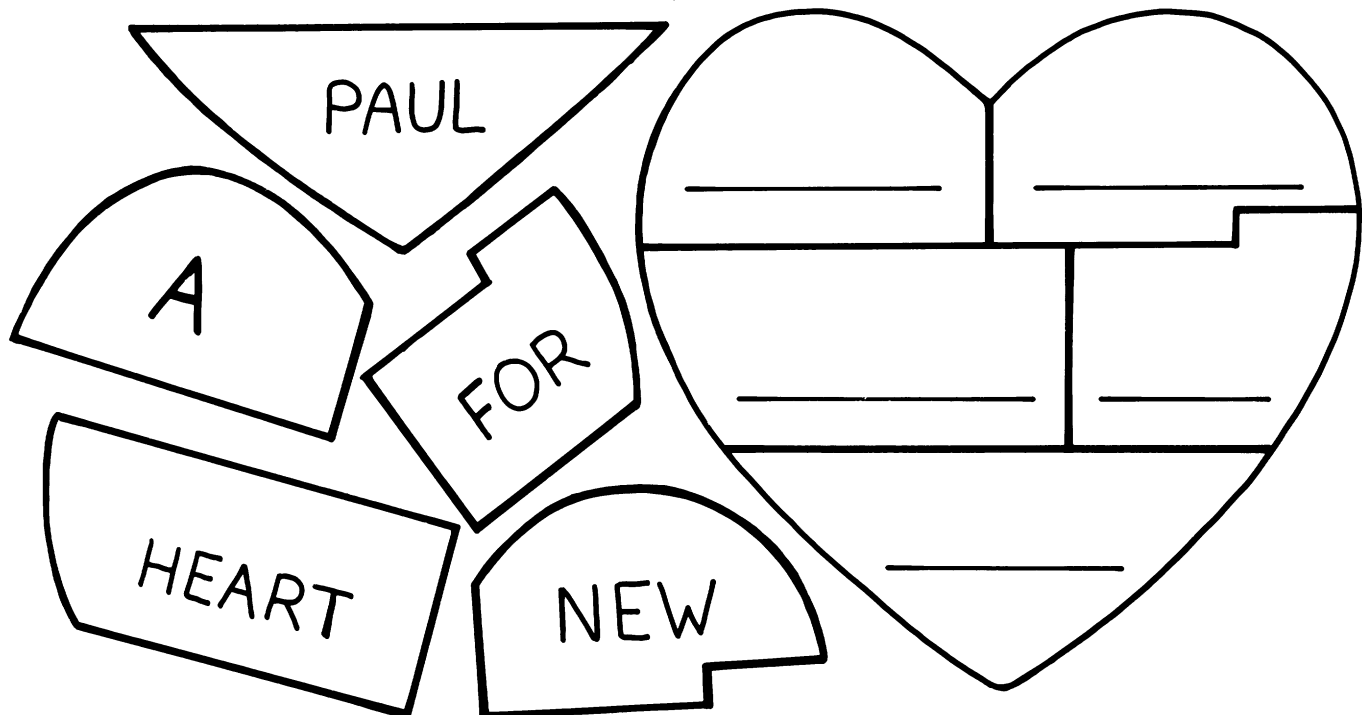
name of Ananias to go to Saul. At first Ananias was afraid. He knew that Saul was an enemy of the Christians. But Jesus told him that He had special plans for Saul's life. He would tell many people about Jesus.

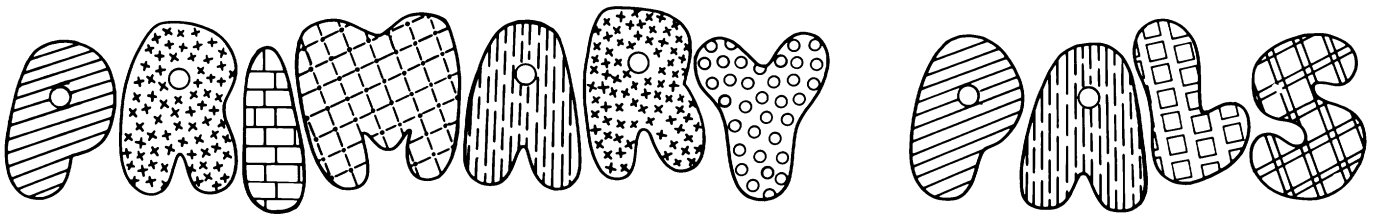
When Ananias came to the house where Saul was, he prayed for him, as God had told him to do. Saul's eyes were healed! He could see again!

Saul was a changed man. No longer did he hate Christians. Now he was a Christian! He spent his time telling other people about Jesus and how they could become Christians too. He later became known as Paul the Apostle, and he worked for God all the rest of his life.

Match the Shapes

Write the words in the matching shapes on the lines in the heart. Find out what Paul received.





A Song in Prison

Clank! The cell door slammed shut. Tramp, tramp, tramp. The sound of the jailer's boots echoed through the cold, dark prison as he hurried away.

It was quiet now. The only sounds were of a rat scurrying across the dirt floor, and the heavy breathing of the prisoners. They slept if they could, or just sat waiting, waiting, waiting through the long, lonesome night!

Time passed. At midnight, when the prison was darker than ever, the prisoners heard a strange sound. Was that music? Yes! Someone was singing! They'd never heard anything like it before. Happy songs of praise were coming from somewhere. Who

could be singing here in a dark, miserable, prison?

It was Paul and Silas. They were in the middle of the prison, and they couldn't sleep. Their feet were swollen from being locked in stocks. Their backs hurt from the beatings they had received that afternoon. Some very bad men had hurt them and locked them in prison just because they were working for Jesus!

Paul and Silas were not afraid or angry because of the way they had been treated. They loved God. They knew that God loved them, too, and was right there in the cell with them. They were so thankful that Jesus was

their Friend. They prayed, and felt so sure God heard their prayers that they couldn't help but sing!

As Paul and Silas sang, there was a great earthquake. The prison began to shake, and the doors of the prison flew wide open.

The jailer was terribly afraid when he saw the prison doors had opened. He thought for sure the prisoners had all run away and escaped! He was going to kill himself, but as he drew out his sword, Paul cried, "Don't hurt yourself. We are all here."

The jailer quickly got a light and came into the cell. He fell down in front of Paul and Silas. He knew God


had sent the earthquake to set those good men free. He wanted to know how he could be free from all the sins he had in his heart.


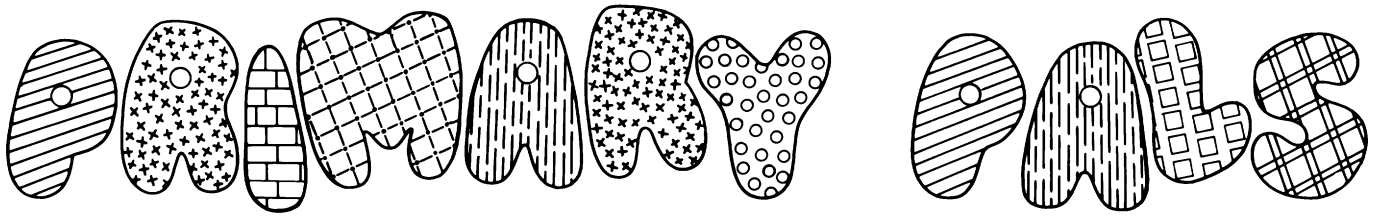
Paul and Silas were happy to tell him about Jesus. The jailer believed what he heard. He gave his heart to Jesus, and then took Paul and Silas to his very own home. There he washed their sore backs and gave them something to eat. After that the jailer and his family and Paul and Silas all rejoiced and praised God together.

Jesus is our Friend too. And it doesn't matter if we are happy or sad, we can always sing because Jesus loves us and is always with us.

Coded Message

Match the shapes and solve the coded message to find one thing we can do to be like Paul and Silas.





Linda's Testimony

"I want to talk to you about the paper you wrote," said Mrs. Nielsen as she looked across her desk at Linda. "Would you please stay a few minutes after class?"

"Sure," Linda replied as she returned to her desk. The rest of the class started collecting their books when the last bell rang. Linda thought of what the teacher had asked them to write about. It was a paper on what they would do if this were the last day of their life.

In her mind, Linda went over what she had written on the paper she had turned in yesterday. "If I had only one

more day to live," she had started out, "I'd spend all day telling lots of people about Jesus. You see," she had continued, "Jesus is my Savior, and I'd want other people to be saved too."

Linda's heart began pounding fast as the last of her friends left the room. She wondered what her teacher would ask her. Silently, she prayed and asked Jesus to please help her say the right things.

"Linda," Mrs. Nielsen said as she sat down beside Linda at the next desk. "Your paper was very different from the others I received. You started out by saying Jesus is your Savior. 'Savior'

is a big word for a third-grader to use. Can you explain what it means?"

Linda was surprised. "Oh, yes, I can!" She said. Then she began to tell her teacher about Jesus. "Jesus came as a Baby and lived on this earth. He did many good things and taught the people about loving God and how to go to Heaven. Jesus is God's Son, and He died on the cross so that our sins could be forgiven. When I prayed He forgave my sins and gave me a clean heart. That's why I call Him 'Savior.'"

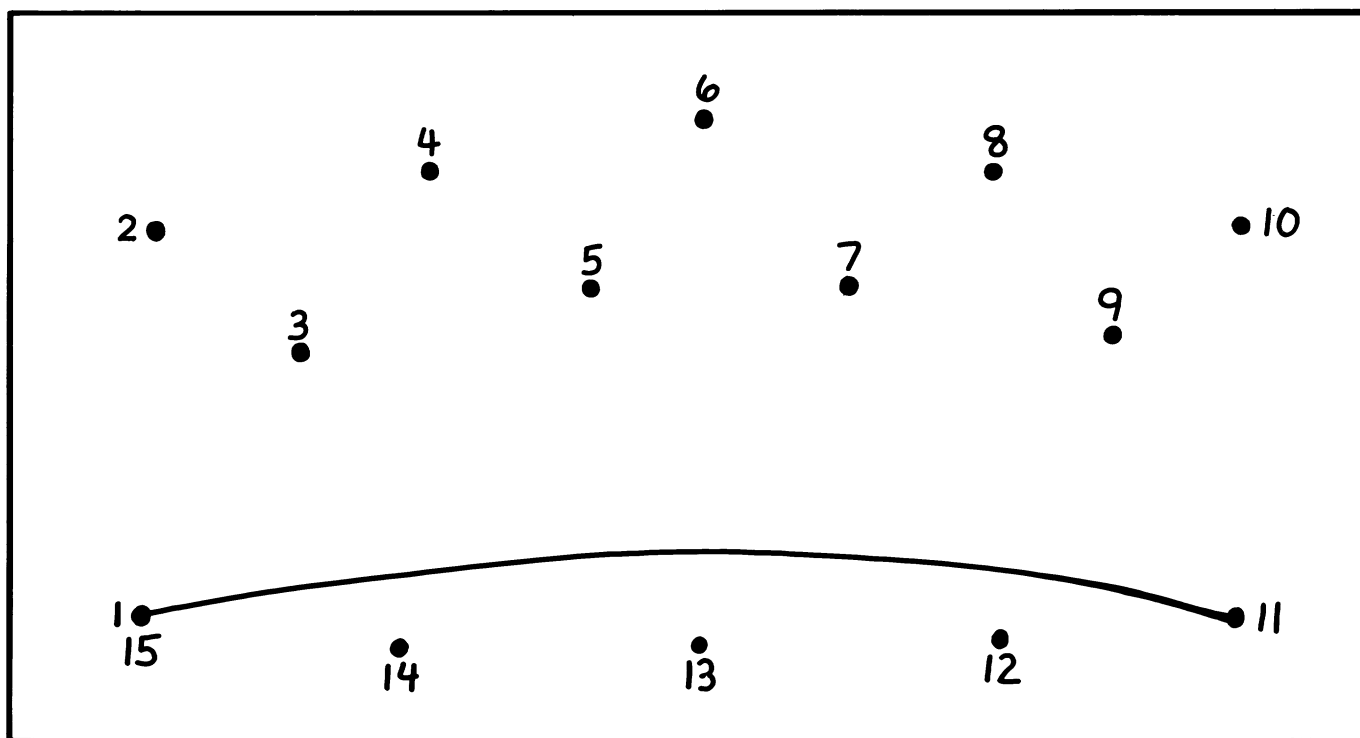
As Linda finished, her teacher smiled and handed her the paper. "When I read this, I wondered if your mommy or daddy had helped you write it. But you answered my

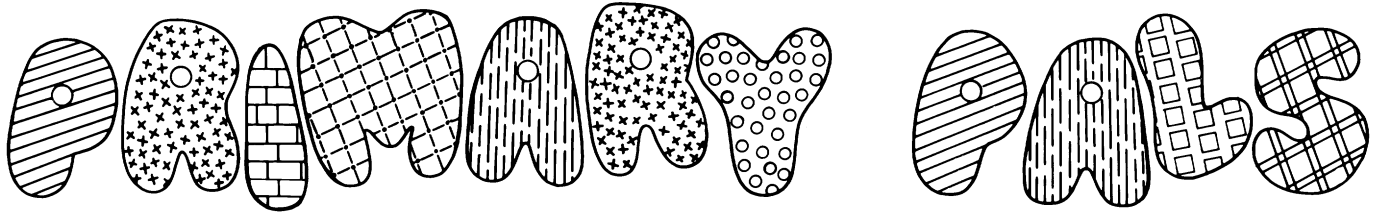
question very well. It sounds like you have been listening as well in Sunday school as you do here in this class." She paused, then added, "You may go now, Linda. Thank you for telling me about your Savior."

Linda's feet felt light as she skipped home, swinging her book bag. She had given a testimony today! Just then something popped into her mind. Last Sunday's lesson in Sunday school had been about how Paul stood before King Agrippa and gave his testimony. Today had been her chance! God had helped Paul, and Linda knew that God had been with her too. How happy she was that she had been able to tell her teacher about Jesus.

Dot-to-Dot

Connect the dots to see what King Agrippa probably wore when Paul told him about Jesus.





Shipwreck!

The wind howled and giant waves splashed over the deck of the ship. The sails blew wildly, ripping from the force of the wind. The boards of the ship creaked and began breaking as the sailors tried to bring it to land.

“Let’s try to make the ship lighter!” the captain shouted. They began throwing everything they could into the sea, hoping that the water wouldn’t come over the side. The sailors were terribly afraid. The ship was about to sink! They thought for sure they were going to die!

Not everyone on the ship was afraid. Paul wasn’t. Paul was one of God’s preachers, and he was not on that ship

by choice. He was a prisoner. Soldiers were taking him to another city across the sea to put him into a jail.

The men on the ship wished with all their hearts that they had listened to Paul. Before they left land, he had told them the ship should stay where it was. But the captain wanted to travel to another place where it would be nice to stay for the winter. So they had set out. And now look at the trouble they were in!

Paul began to pray. He believed God would take care of him. God had always watched over him, no matter what happened.

The sky grew blacker and blacker,

and the ship rocked down into the angry waves. Days and nights went by and the sailors never saw the sun or the stars. Was there any hope?

Then one day, Paul stood before all the other men and told them some good news. God had sent an angel with this message, “Don’t be afraid, Paul. God wants you to finish this journey so you can see Caesar. Everyone on this ship will be safe.” But Paul told them the ship would be broken to pieces. And that’s exactly what happened!

The sailors had been working hard to save the ship. They were tired and hungry. Paul told them that they needed to eat, so they would stay healthy. And they didn't have to worry,

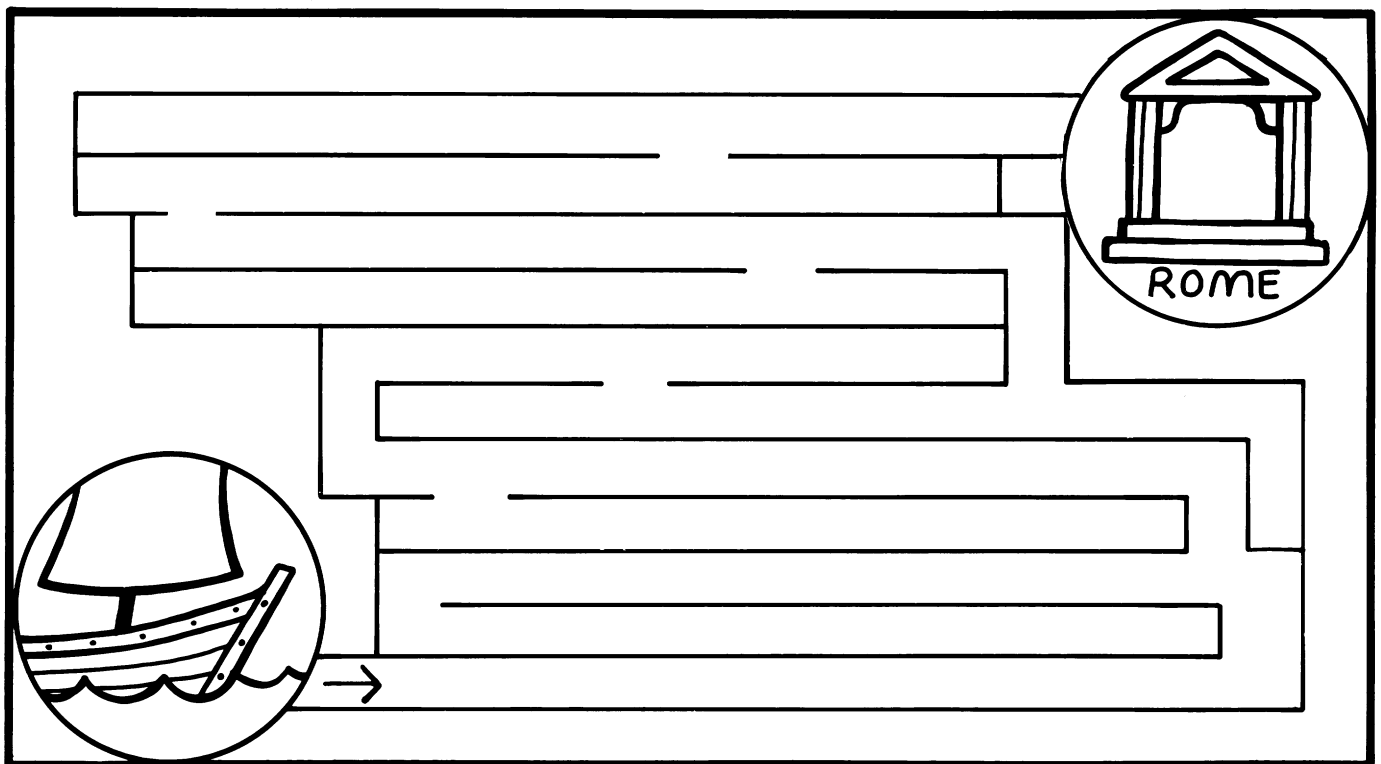
because God had promised to take care of them.

When the ship got near land, it suddenly ran aground and broke into pieces. Paul and some of the men began to swim. A few of the men held on to broken boards from the ship and floated to the shore. They were cold and wet. But when morning came, the sailors found out that not one of the 276 men who were aboard the ship had drowned! The sailors and Paul had landed safely on an island, just as God had promised.

God still takes care of those who love and trust Him. We may never be in a shipwreck, but we know God will be with us wherever we are.

Shipwreck Journey

Follow through the maze and see how God helped Paul and the other people arrive safely in Rome, even though they were in a shipwreck.



PRIMARY PAIRS



Working for Jesus

Maybe you think you are too small or too young to work for Jesus. Oh, no you aren't! Let me tell you about Paul the Apostle and his young friend, Timothy.

Paul loved Timothy like a son, and used to write letters to him. In our Bible, we can read some of the things that Paul wrote.

He encouraged Timothy to read God's Book. When Timothy was a very young boy his mother and grandmother taught him all about Jesus and God's Word. You might say, "I can't read the Bible. There are so many big words in it I don't understand." Maybe so, but, just like Timothy, you can listen carefully when

someone reads the Bible to you. You can ask questions about the things you don't understand. There will be lots of stories you already know, but there will be many new and exciting things for you to learn. And remember, everything in God's Book is true.

Paul told Timothy it was important for him to pray. Prayer is talking to God. It is also listening carefully to the things He will tell you. You can talk to God about anything. Tell Him when you are happy or sad. Thank Him for what He does for you. And if you have been naughty, tell Jesus you are sorry. When you need something, just ask Jesus. Remember, He always does what is best for you.

Telling other people about Jesus was a very important part of Paul's message to Timothy. And at the same time, Timothy was told to be an example for Jesus.

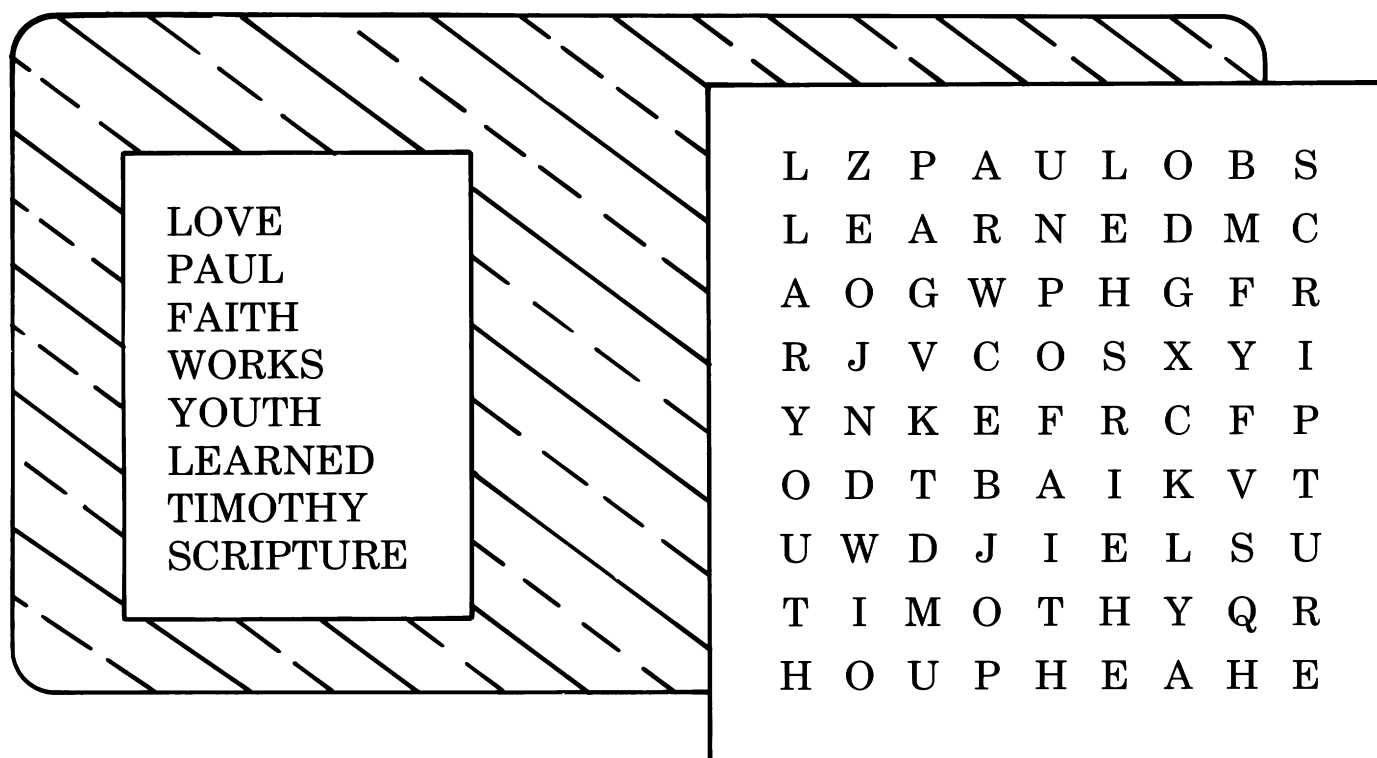
You can tell others about Jesus. Tell your friends at school that Jesus loves them. Invite children to come to Sunday school with you. Share your Bible-story books with someone so they can read them in their own home. In this way they will know that you love Jesus. This is also a part of being a good example for Jesus. What are some other ways you can be a good example? One way is by being happy. Don't grumble! Tell your problems to

Jesus and not to everybody else. Visit your friends if they are sick. Or, if you can't visit, send them a get-well card. Visit with older people. They love to have company, and your cheerful smile can make them happy. Share with others. Help people. Be kind to everyone. There are so many ways to show people you love Jesus.


Paul's message to Timothy is important for us too. Reading the Bible, praying, telling the good news of Jesus, and being an example for Jesus are important things we all must do until Jesus comes. These things will keep us busy and happy if we do them for Jesus.

Hidden Words

Find and circle the words that are hidden in the puzzle below.



PRIMARY PAIRS



A Good Example

“Mom, what does this spell?” Kimmie asked, looking up from her Sunday school lesson. “E-X-A-M-P-L-E.”

Her mother answered, as she continued to fold clothes, “That spells ‘example.’ Do you know what an example is?”

Kimmie answered thoughtfully. “Doesn’t that mean when you show someone how to do something?”

“That’s right. Tell me some things you have learned by example, Kimmie.”

Kimmie thought for a moment. “Let’s see. Well, you showed me how to make a bed because I didn’t know how to get the covers straight.” She

thought for a bit longer. “I know! Daddy showed me how to shoot with a bow and arrow.”

Her mother smiled. “Good! Now, how does the word example come into your Sunday school lesson?”

Kimmie looked down at the story sheet in front of her. “Our lesson for next Sunday is on The Lord’s Prayer. It says Jesus gave us this prayer as an example. I guess that must mean He was teaching us how to pray with this prayer.”

“That is exactly right, Kimmie,” her mother agreed. “Think some more about how you learned to make your

bed, and shoot with a bow and arrow. Do you think I could have taught you how to make a bed just by telling you? Could Daddy have told you how to hold the bow and fit the arrow onto the string without showing you?"

Kimmie grinned and said, "I don't think it would have worked very well."

"Jesus could have just told His disciples they should pray. He could have told them to bow their heads. Or He could have said they should close their eyes when they pray. But then would they have known how to pray?"

Kimmie shook her head. "Not really, because they still wouldn't have known what to say. Jesus taught them how to pray when He prayed The Lord's Prayer."

Her mother finished folding the clothes and laid them in the basket. "That's right. He gave them an example. And it was a very good one, Kimmie. If you study that prayer carefully, you will see that it mentions everything we need each day. Jesus didn't leave anything out."

"Really?" Kimmie asked, "I've known The Lord's Prayer for a long time, but I never thought about that."


"I've got an idea," her mother said. "Why don't you make a list of all the things you need each day. Then see if you can find somewhere in the prayer where that need is mentioned."


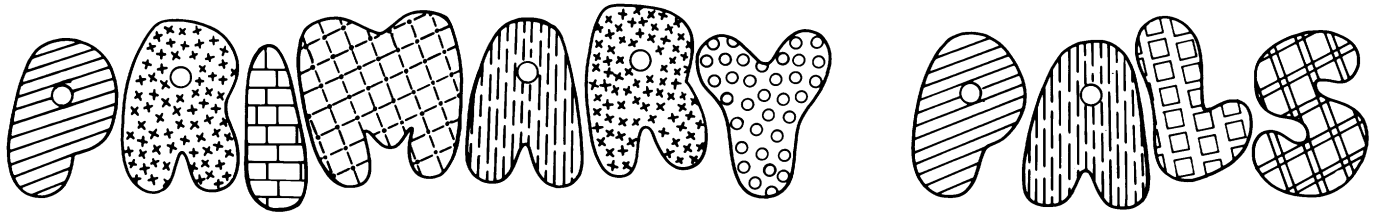
"That sounds like fun!" Kimmie said. "I'm going to do it right now!"

Would you like to try it too?

Word Fill-in

The words listed below are from the Lord's Prayer.
Write them in the correct places on the puzzle grid.





The Right Prayer

Levi walked toward the Temple, his robe swishing around him. It was nearing time for evening prayer. Certainly he would not fail to be there. Levi was careful to go to every prayer time. In fact, he was careful to follow every part of the Law. After all, he was a good Pharisee, he told himself proudly. His chin lifted higher in the air. Surely no one could find an evil word to say about Levi.

He glanced to the right and left to see who was noticing his arrival at the Temple. To his disappointment, the only people near were the beggar beside the steps and a publican who was also coming to pray.

“Give me money. Have pity on me,” Levi heard the beggar call. He frowned. Beggars were so disgusting. He drew his robe aside so it would not brush the filthy man. And publicans aren’t much better than beggars, he thought as he stepped in front of the other man. No one likes them. They’re just dishonest tax collectors.

Behind Levi, Neri the publican came to the stairs. Unlike the Pharisee, his head was down. He was feeling sad as he thought of his sinful life. Could he come before God, wicked as he was? Then the voice of the beggar reached his ears. “Money, kind Sir. Give me some money.”

Neri hesitated. He was going to God's house to ask for forgiveness. Could he refuse to give to someone else, and expect God to give to him? Reaching into his pouch, he drew out a handful of coins and dropped them before the beggar.

Inside the Temple, Levi chose a spot where everyone would see him. Raising his hands, he began his carefully prepared prayer. He spoke loudly and reminded God of all the good he had done. Noticing through half-shut eyes that the publican had also entered, he thanked God that he was not like that person. When he was sure that he had been seen by those about him, Levi lowered his hands and moved slowly out of the Temple.

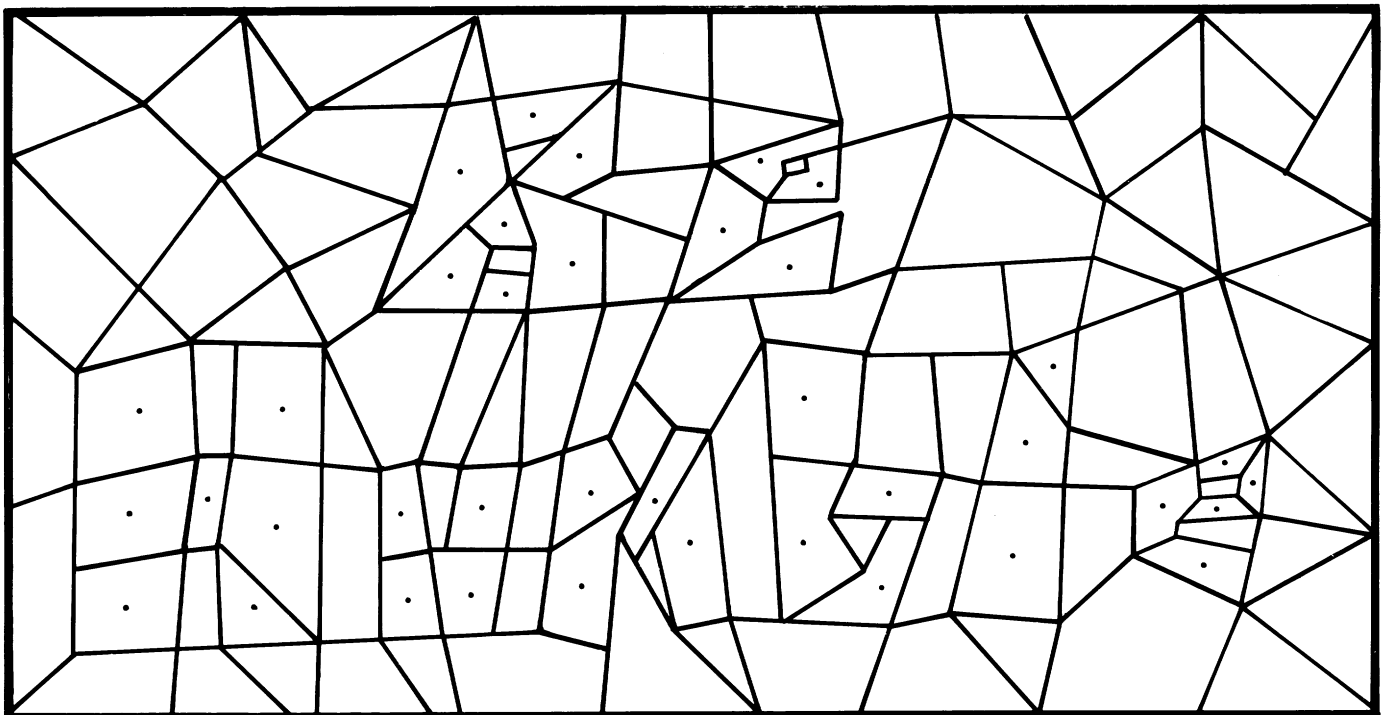
Neri's prayer was different. He found a place where few would notice him. Kneeling down, he cried out to God. "Lord, be merciful to me a sinner!" He was sorry for all the wrong he had done. "Forgive me." Neri did not notice when the Pharisee left. He thought only of God.


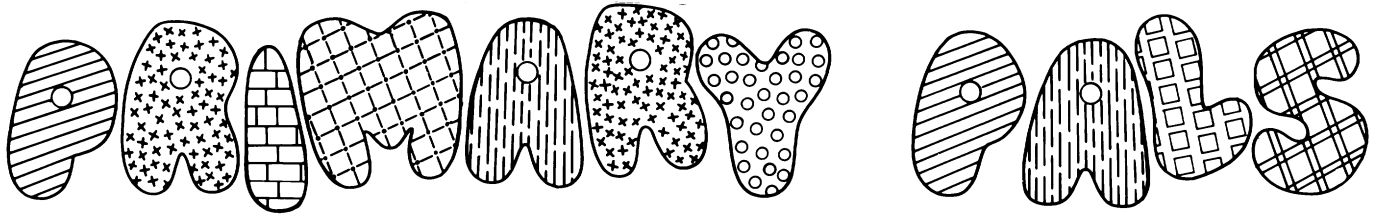
Suddenly great peace came into his heart. In an instant the sadness went away. He felt new and clean inside. Could it be that God had heard his prayer? Yes, yes! That must be this great joy he was feeling. Humbly he again bowed his head. "Oh, God of Heaven, I thank You!"

Two men went to the Temple that day. Two men left. Whose prayer did God hear?

Color the Spaces

Color all the spaces that have a dot in them.
Find out how you should be when you pray to God.





The Lost Birthday Gift

Alicia skipped along beside her mother. They were at the mall to buy a birthday gift for Jamie, Alicia's little brother. Alicia wanted to get a big, white teddy bear with a stocking cap and cute red neck scarf. She had seen it in the toy store two weeks ago.

A short time later, Alicia left the toy store carrying a big sack with the bear inside. Then Mother said, "Alicia, would you like to see a puppet show?"

Alicia gave a jump for joy. "Oh, Mommy, could we?"

They walked to a big area beside the escalators. There were lots of children in front of the puppet stage. Alicia watched excitedly as the curtain

opened, and two puppets danced onto the stage. They talked and sang with squeaky voices. Everyone laughed and clapped. Alicia put her sack down beside her so she could clap too.

Soon the show was over. People started walking and pushing and shoving. There were so many people that Alicia couldn't see her mother. That scared her!

She ran quickly over to the escalator and climbed up onto a bench. Now she could see over heads. "There she is," cried Alicia. Jumping down, Alicia ran to catch hold of her mother's hand.

"Mommy!" she said. "I thought I had lost you!"

Her mother gave her a quick hug. "Well, you found me. So don't worry anymore. Now, we'd better get home and start the birthday dinner."

Birthday! All of a sudden Alicia realized that she didn't have the sack with Jamie's bear. She remembered setting it down so she could clap for the puppets. She must have left it where she had been standing.

They looked around the area, but there was no sign of the bear. What should they do? Suddenly a verse from the Bible popped into Alicia's mind. "Ask, and it shall be given you; seek, and ye shall find; . . ."

"Let's pray, Mommy," she said. "Jesus can help us find the bear." They

sat down on a bench and bowed their heads. "Jesus, please help us find the bear," Alicia prayed. "I really want to give it to Jamie for his birthday."




When they stood up, Alicia's mother had an idea. "Let's go where we bought the bear," she said. "Maybe someone took it back there."

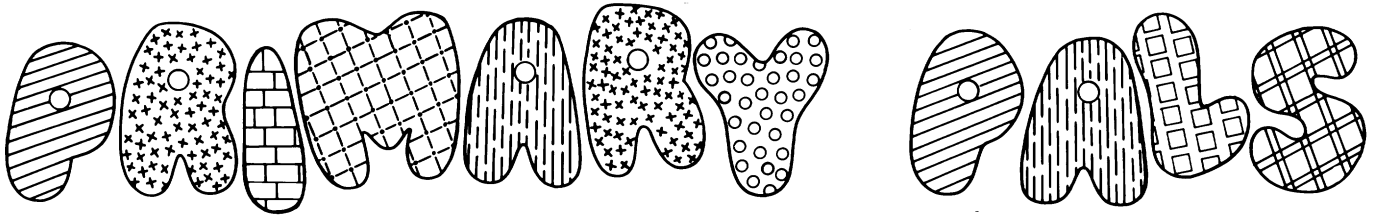
Sure enough! When Alicia went to the counter in the store, the lady pulled out the bag. "Someone found it near the stage. They saw by the sack that it had been purchased here, so they brought it back."

There was a big smile on Alicia's face as she walked out of the store. "God answered my prayer," she said. "All I had to do was ask."

A.S.K.

Unscramble the letters in each box and write them on the correct lines.

		
---	--	---



Vanminh's Problem

Vanminh climbed slowly out of the bus. Usually he loved Sunday school, but today he didn't want to go in. "Good morning, Vanminh," Teacher Clara greeted him as she held the door open for the children. He couldn't say a word. That big lump was in his throat again.

Quietly he found a chair in the assembly area. He didn't feel like working at the activity center. He noticed Teacher Sarah standing by the piano. All of a sudden those thoughts were back in his mind again. Like a fly trapped in a jar, they buzzed round and round in his head.

Teacher Sarah had given the review

last Sunday about friends. She had brought a pretty lady with white hair. She told the children that this lady had prayed with her. She helped Teacher Sarah when she had a big trouble or worry. Whenever Teacher Sarah didn't know what to do, she asked this nice lady. When she finished the review, Teacher Sarah told the children that the lady was her mother!

That was what was making Vanminh feel so bad. His mother didn't know about Jesus. She didn't know how to pray, so how could she pray for Vanminh?

Just then Teacher Clara sat down

next to him. “Vanminh, is something wrong? I miss your big smile.”

At first Vanminh thought he couldn’t tell her. But when he looked at her worried face, it all came out. “I feel so unhappy,” he said. “I do not have anyone to pray for me. Not my father. Not my mother. Not my big brother, Hong. So what can I do?”

Teacher Clara put her arm around his shoulder. “Vanminh,” she said softly, “even though your family does not know Jesus, many people pray for you. I pray for you every week. Other teachers here in Sunday school do too. But I have some even better news. Jesus prayed for you!”

Vanminh’s brown eyes showed surprise. “Jesus prayed for me? No,

that cannot be, Teacher. Jesus lived a long time ago. He did not know me.”

Teacher Clara pulled a Bible from her purse. “Yes, He did, Vanminh. See, it says here that Jesus prayed for His helpers, and for all the people who would believe on Him through their words. You believe in Jesus, don’t you, Vanminh? I remember the Sunday you asked him to come into your heart.”

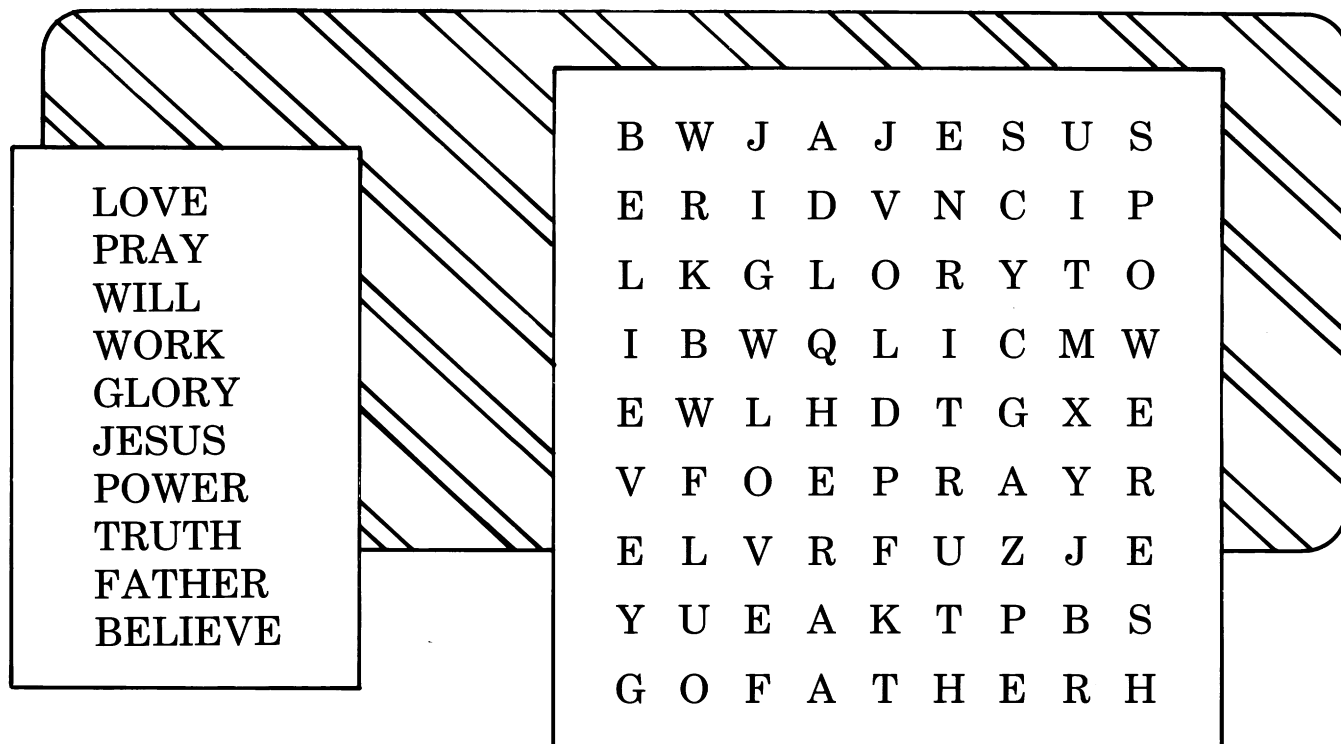
“Oh, yes, Teacher Clara,” he replied.

“Then you were part of Jesus’ prayer, Vanminh.”

Slowly a big smile came across Vanminh’s face. The thoughts that had troubled him all week melted away. “I think I will go to the activity center,” he told Teacher Clara. “I will do the project now.”

Hidden Words

Find and circle the words that are hidden in the puzzle below.



Preparing for This Bible Lesson

Parent's Corner

This will be our final lesson in this unit on prayer. The main point will be that Jesus prayed for us who are His followers. What a wonderful thought!

Help your child sense what a special treasure this is—to know that Jesus looked down through the ages of time and mentioned us in His prayers. Let your child make a special bookmark emphasizing this thought as his project for this week. Cut two 2-inch strips of waxed paper. Put a praying-hands sticker in the center of the waxed side of one strip. Arrange tiny flowers or designs cut from gift-wrapping paper around it. Place the other strip on top, waxed sides facing. Carefully press the two strips together with a warm iron. Punch a hole in the top of the bookmark, loop a piece of yarn through the hole, and secure with a knot.

Time Together for Family Devotions

Verses to help your child understand this Bible lesson.

SUNDAY: John 17:20

MONDAY: Isaiah 55:1

TUESDAY: John 3:16

WEDNESDAY: Matthew 11:28

THURSDAY: Romans 10:13

FRIDAY: I Timothy 2:4

SATURDAY: Revelation 22:17



Bible Text

John 17:1-26

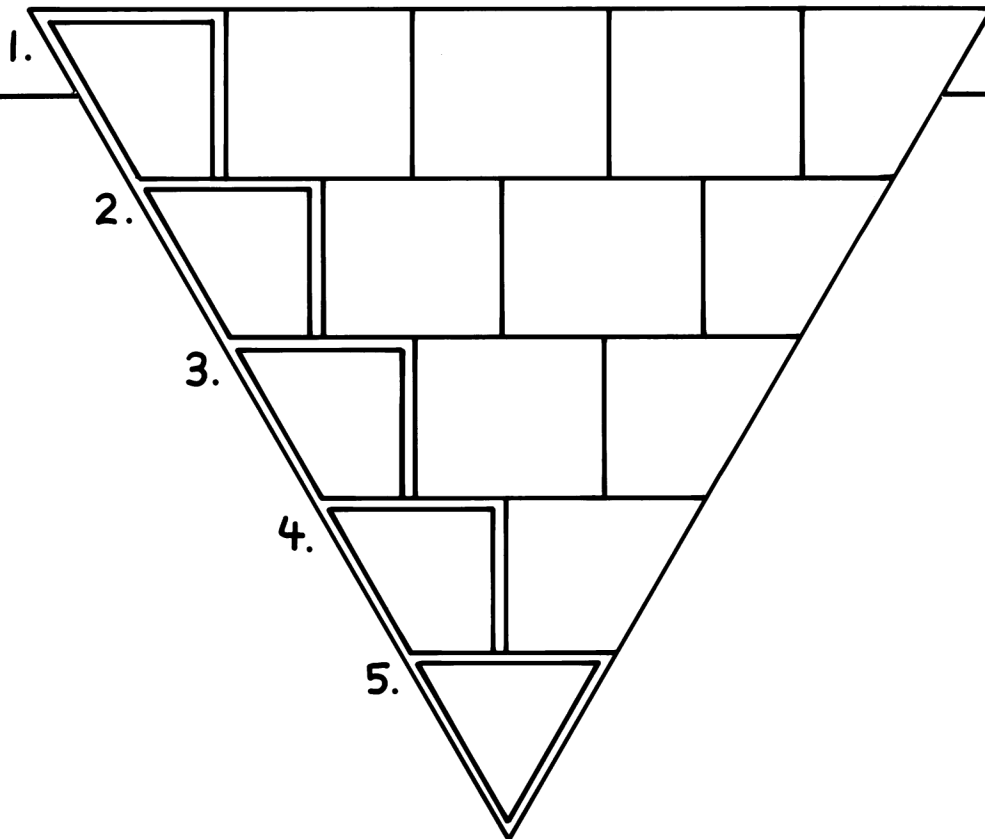
Memory Verse

Neither pray I for these alone, but for them also which shall believe on me through their word. — John 17:20

Jesus Prayed for Me

Write the answers on the lines next to the questions, and then in the correct spaces of the triangle. Read down the left side of the triangle to find out Who prayed for us.

1. What is a breakfast drink made from oranges? _____
2. What is the opposite of west? _____
3. What do you do with a needle and thread? _____
4. What is the opposite of down? _____
5. What is the 19th letter of the alphabet? _____



Name: _____

Preparing for This Bible Lesson

Parent's Corner

This lesson develops the theme of A.S.K.—Asking, Seeking, and Knocking—when we come to God in prayer. Review the memory verse with your child, and talk about what it means, and the differences in the three methods of approach.

Stage a treasure hunt for your child using these three key words. Write a number of clues on pieces of paper which will guide him step by step to the treasure. On each clue, include one of the three words. For example: “Ask your father for the next clue.” “Seek for the next clue inside the front cover of one of the books on the dining room table.” “Knock on your sister’s door and wait to be given the message taped on the inside.”

A fun treat as the treasure at the end of the hunt could be the three letters A, S, and K made from chocolate, or cookies cut into these shapes. Be sure to end your search by reinforcing the thought that we can receive many treasures from God through prayer if we Ask, Seek, and Knock.

Time Together for Family Devotions

Verses to help your child understand this Bible lesson.

SUNDAY: Matthew 7:7

MONDAY: John 14:14


TUESDAY: John 15:7

WEDNESDAY: John 15:16

THURSDAY: I John 5:14

FRIDAY: John 14:6

SATURDAY: John 14:13



Bible Text

Matthew 7:7-11

John 16:23-28

Memory Verse

Ask, and it shall be given you; seek, and ye shall find; knock, and it shall be opened unto you. — Matthew 7:7

As Easy As 1-2-3

Use the color code and color all the numbered squares below.

COLOR CODE

0 — Green

1 — Blue

2 — Red

3 — Brown

0	0	0	0	0	0	0	0	0	0	0	0	0	0	0	0	0	0	0	0	0
0	1	1	1	0	1	1	1	0	1	0	1	0	0	0	0	0	0	0	0	0
0	1	0	1	0	1	0	0	0	1	0	1	0	0	0	0	0	0	0	0	0
0	1	1	1	0	1	1	1	0	1	1	0	0	0	0	0	0	0	0	0	0
0	1	0	1	0	0	0	1	0	1	0	1	0	0	0	0	0	0	0	0	0
0	1	0	1	0	1	1	1	0	1	0	1	0	0	0	0	0	0	0	0	0
0	0	0	0	0	0	0	0	0	0	0	0	0	0	0	0	0	0	0	0	0
0	0	0	0	0	0	0	0	0	0	0	0	0	0	0	0	0	0	0	0	0
0	2	2	2	0	2	2	2	0	2	2	2	0	2	0	2	0	0	0	0	0
0	2	0	0	0	2	0	0	0	2	0	0	0	2	0	2	0	0	0	0	0
0	2	2	2	0	2	2	2	0	2	2	2	0	2	2	0	0	0	0	0	0
0	0	0	2	0	2	0	0	0	2	0	0	0	2	0	2	0	0	0	0	0
0	2	2	2	0	2	2	2	0	2	2	2	0	2	0	2	0	0	0	0	0
0	0	0	0	0	0	0	0	0	0	0	0	0	0	0	0	0	0	0	0	0
0	0	0	0	0	0	0	0	0	0	0	0	0	0	0	0	0	0	0	0	0
0	3	0	3	0	3	0	0	3	0	3	3	3	0	3	3	3	0	3	0	3
0	3	0	3	0	3	3	0	3	0	3	0	3	0	3	0	0	0	3	0	3
0	3	3	0	0	3	0	3	3	0	3	0	3	0	3	0	0	0	3	3	0
0	3	0	3	0	3	0	0	3	0	3	0	3	0	3	0	0	0	3	0	3
0	3	0	3	0	3	0	0	3	0	3	3	3	0	3	3	3	0	3	0	3
0	0	0	0	0	0	0	0	0	0	0	0	0	0	0	0	0	0	0	0	0

Name: _____

Preparing for This Bible Lesson

Parent's Corner

Our lesson on prayer will focus on having the correct attitude when we pray to God. By studying the lesson of the Pharisee and the publican, your child will realize that these two men approached God in very different ways. The Pharisee with the proud spirit did not receive the answer he wanted to his prayer, but the humble publican did.

To help your child understand the difference between a humble attitude and a proud attitude, help him make two simple stick puppets. Have him trace around a cup twice to make two circles on a piece of white paper, and draw features on these circles making one a proud face and one a humble face. Then he can cut out the circles and tape each of them onto a popsicle stick.

Use these puppets to illustrate proud behavior and humble behavior. Be prepared with some situations he could use to dramatize these two different attitudes.

Time Together for Family Devotions

Verses to help your child understand this Bible lesson.

SUNDAY: James 4:6

MONDAY: Psalm 10:17


TUESDAY: II Chronicles 7:14

WEDNESDAY: Isaiah 57:15

THURSDAY: Matthew 18:4

FRIDAY: Matthew 23:12

SATURDAY: Psalm 25:18



Bible Text


Luke 18:9-14

Memory Verse

God resisteth the proud, but giveth grace unto the humble. — James 4:6

Which Prayer Was Heard?

Color the humble-looking faces blue. Color the proud-looking faces orange.



Name: _____

Preparing for This Bible Lesson

Parent's Corner

We are beginning a unit on prayer. Your child will learn that prayer is a vital link with Jesus, and is a necessity if he is to grow as a Christian. Our first lesson is based on the Lord's Prayer, which Jesus gave to His disciples as an example of how to pray.

Discuss with your child the many things we learn by example. Make a project of pin-pointing as many of these as possible during the week. Post a list in some obvious place, and add to it as you think of things. Some possibilities to get you started: how to make a bed, how to make hot chocolate, how to tie a shoe.

If your child has not learned the Lord's Prayer already, this is a good time to begin to help him memorize it. Break it into sections, and help him study one portion each day. He should understand that if Jesus gave us this prayer as an example to teach us how to pray, it must be very important to learn it.

Time Together for Family Devotions

Verses to help your child understand this Bible lesson.

SUNDAY: Matthew 6:9-13

MONDAY: I Chronicles 16:10,11


TUESDAY: Philippians 4:6

WEDNESDAY: Hebrews 4:16

THURSDAY: Matthew 7:11

FRIDAY: Luke 11:4

SATURDAY: II Peter 2:9



Bible Text

Matthew 6:9-13

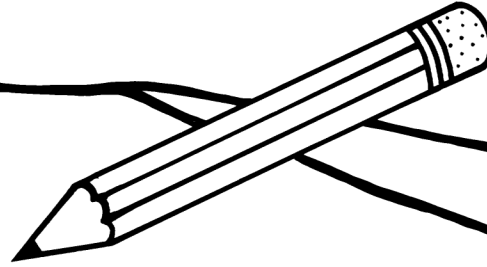
Memory Verse

(The Lord's Prayer) — Matthew 6:9-13

A Special Prayer

Read through the Lord's Prayer below and write in the ten words that are missing. One word is used twice.

DAY	FATHER
NAME	HEAVEN
EARTH	DELIVER
GLORY	FORGIVE
POWER	KINGDOM



Our _____ which art in _____,
Hallowed be thy _____. Thy kingdom
come. Thy will be done in _____, as
it is in _____. Give us this _____
our daily bread. And forgive us our
debts, as we _____ our debtors.
And lead us not into temptation, but
_____ us from evil: For thine is
the _____, and the _____, and the
_____, forever. Amen

Name: _____

Preparing for This Bible Lesson

Parent's Corner

This is our concluding lesson in the unit on Paul the Apostle. The Bible text covers Paul's final encouragement to his young friend and co-worker, Timothy. Your child will learn that even as Paul was nearing the end of his life, he made sure that Timothy understood the importance of working for the Lord.

The necessity of "doing" for Christ is an important lesson for your child to learn too. Study the memory verse with him, as it is the theme of this lesson. Then let him do a little building project in connection with this Bible verse.

Give your child one gumdrop for each word of the memory verse, and a box of toothpicks. Let him construct something, using the candy and toothpicks, which represents part of the unit on Paul: a crown (for King Agrippa), a ship (for the shipwreck), etc.

Time Together for Family Devotions

Verses to help your child understand this Bible lesson.

SUNDAY: James 1:22

MONDAY: Hebrews 10:24

TUESDAY: Galatians 6:2

WEDNESDAY: Micah 6:8

THURSDAY: Galatians 6:10

FRIDAY: I Corinthians 15:58

SATURDAY: Matthew 5:16



Bible Text

I Timothy 4:12-16

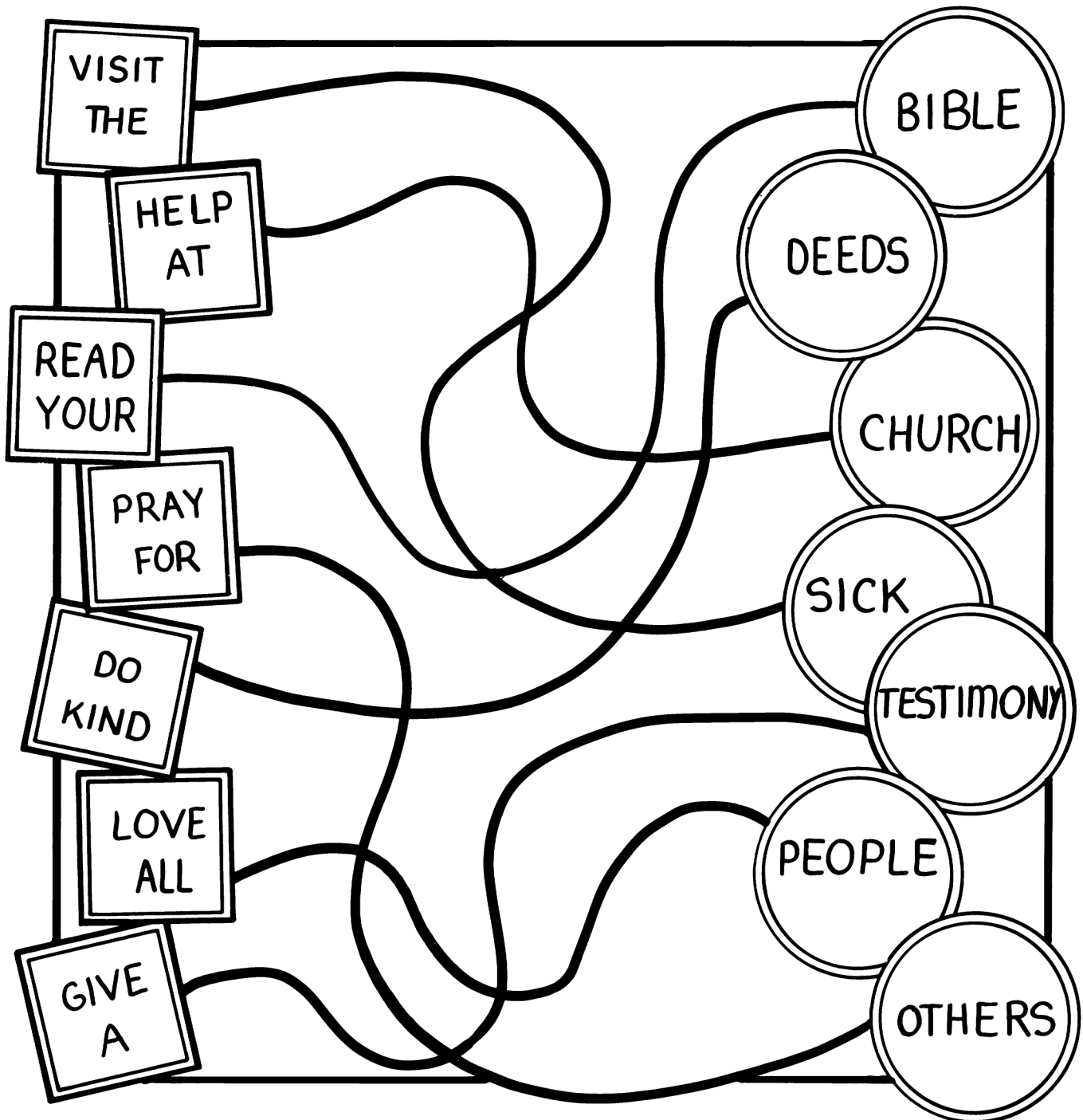
II Timothy 3:14-17; 4:2-8,17,18

Memory Verse

Be ye doers of the word, and not hearers only. — James 1:22

Working for Jesus

Paul told Timothy to work for Jesus. What are some things you can do as you work for Jesus? Use a different colored crayon to find each answer. Start at the squares and follow the curved lines to the correct circles. Color the boxes that tell of your favorite things to do.



Name: _____

Preparing for This Bible Lesson

Parent's Corner

This lesson is about how God protected Paul during his perilous journey to Rome, and how his life was spared when a shipwreck occurred. As you read the Bible text and talk over this lesson with your child, make sure he understands that God cares for us too, and has promised to be our Protector.

Try to imagine what the news media of the day might have said regarding the incident in this lesson. How would the "Rome Daily" have described what took place? After discussing this with your child, help him use your daily paper to make his own headlines and illustrations.

Cut out and discard a front-page picture and headline from your newspaper. Paste a piece of white paper behind the empty space so your child can illustrate the Bible event of Paul's shipwreck. Then have him compose a headline to go with his picture. If your child enjoys writing, he might even like to do a brief reporter's coverage of the event. Help him to be sure to cover the five W's of professional journalism—who, what, where, when, and why.

Time Together for Family Devotions

Verses to help your child understand this Bible lesson.

SUNDAY: I Peter 5:7

MONDAY: Psalm 91:11


TUESDAY: Isaiah 43:2

WEDNESDAY: Matthew 8:24-26

THURSDAY: Psalm 89:9

FRIDAY: Psalm 107:29

SATURDAY: Psalm 65:7



Bible Text


Acts 27:1-44

Memory Verse

Casting all your care upon him; for he careth for you. — I Peter 5:7

What a Journey!

When Paul was on his long journey to Rome he probably saw many things.
But there are several things in the picture below that he didn't see.
How many things can you find in this picture that are wrong?



Name: _____

Preparing for This Bible Lesson

Parent's Corner

Our third lesson on the life of Paul features his testimony before King Agrippa. Your child will learn that though Paul was a prisoner and was taken before a king, he was not afraid. He saw the situation as yet another opportunity to witness for Jesus.

During your time together with your child this week, focus on the importance of telling others about Jesus. Help your child make custom-designed witnessing post-cards to send to his friends and acquaintances. Provide him with six 4x6-inch unruled cards. On one side of each card, have him divide the card in half with a vertical line. Draw three horizontal lines on the right-hand side for the address. Draw a small square in the upper, right-hand corner and print the word "Stamp" in it. Use the left-hand side of the card for a written greeting.

Let him decorate the front of the cards with designs and a message such as, "Jesus Loves You," "God Cares and So Do I," or some other phrase. Encourage him to send the cards to those he would like to tell about Jesus.

Time Together for Family Devotions

Verses to help your child understand this Bible lesson.

SUNDAY: II Timothy 1:8

MONDAY: Mark 13:9

TUESDAY: Luke 21:12,13

WEDNESDAY: Psalm 27:3

THURSDAY: Psalm 56:4

FRIDAY: Psalm 118:6

SATURDAY: Isaiah 12:2



Bible Text


Acts 26:1-32

Memory Verse

Be not thou therefore ashamed of the testimony
of our Lord. — II Timothy 1:8

Spread the Word

Paul told King Agrippa about Jesus. Who would you like to tell about Jesus?
Write their names on the lines in the balloons below. Color the picture.



Name: _____

Preparing for This Bible Lesson

Parent's Corner

This Bible lesson is the story of Paul and Silas in prison. Your child will learn that because those two men trusted in God, they were able to sing and praise God even under trying circumstances.

Help your child make a poster highlighting the theme for this week. Give him a large piece of brightly colored construction paper. From another sheet of paper, cut out block letters spelling the words, "Trust God." Arrange the letters on the construction paper. Dip an old toothbrush in white tempera paint and rub the toothbrush across a piece of screen held over the construction paper. The white paint will splatter through and around the letters.

After the paint has dried, carefully remove the cutout letters. Encourage your child to mount the poster where he can see it often.

Time Together for Family Devotions

Verses to help your child understand this Bible lesson.

SUNDAY: Psalm 5:11

MONDAY: Psalm 119:165

TUESDAY: Psalm 4:8

WEDNESDAY: John 14:27

THURSDAY: John 16:33

FRIDAY: Acts 16:25

SATURDAY: I Thessalonians 5:8



Bible Text

Acts 16:22-34

Memory Verse

Let all those that put their trust in thee rejoice. — Psalm 5:11

A Song of Praise

What do you think Paul and Silas and the jailer were doing in the prison?
Finish the faces in the picture to show what their feelings were.



Name: _____

Preparing for This Bible Lesson

Parent's Corner

We are beginning a unit on the life of Paul the Apostle, the great missionary-evangelist to the Gentiles. Our Bible story for the first lesson of this unit tells us of the unusual events which surrounded his conversion.

As your child studies the great change which took place in Paul's life, he will learn that salvation for each person is just as real, though possibly not as dramatic. The Bible tells us that at conversion, old things pass away and all things become new. To illustrate this point for your child, let him help you make a collection of old and new items. Some examples might be: an old shoe and a new shoe, an old magazine and a new one, an old toy and a new one.

Arrange the items you selected in a display on a table. Then let your child explain to the rest of the family the significance of the grouping and how a person's life can be changed through salvation.

Time Together for Family Devotions

Verses to help your child understand this Bible lesson.

SUNDAY: Acts 3:19

MONDAY: I Samuel 10:9

TUESDAY: Psalm 51:1,2

WEDNESDAY: Isaiah 1:18

THURSDAY: Matthew 11:28

FRIDAY: John 3:16

SATURDAY: Revelation 22:17



Bible Text

Acts 9:1-22

Memory Verse


Repent ye therefore, and be converted, that your sins may be blotted out. — Acts 3:19

A Light from Heaven

The poem below is about when Jesus spoke to Paul on the road to Damascus.
Find and circle each word that is written in all capital letters.

A man named PAUL, some called him SAUL,
Was going to DAMASCUS.
A bright LIGHT shone, his sight was gone.
He heard the VOICE of Jesus.

Paul HEARD the call and gave his all.
For JESUS spoke in LOVE,
Washed Paul's heart white, and gave new SIGHT.
Paul preached for GOD Above.



L	E	Q	S	I	G	H	T	B
I	R	P	L	O	V	E	S	I
G	E	A	H	O	A	B	A	T
H	L	U	K	E	J	S	U	N
T	G	L	C	L	A	F	L	J
M	P	D	V	J	W	R	Z	E
V	O	I	C	E	D	I	D	S
X	U	P	C	G	O	D	H	U
A	D	A	M	A	S	C	U	S

Name: _____

Preparing for This Bible Lesson

Parent's Corner

"Wise Men Visit Jesus" is the theme for this Bible lesson. Your child will learn about how a special star led the Wise Men on their long journey to the place where the Christ Child was.

Emphasize to your child that these Wise Men were very brave to have journeyed such a long distance in search of the infant King. Very likely they had some exciting adventures! Start a group story with your family about an adventure they might have had during their travels. Use a bell or timer to signal the next person's turn to take up the story where the last person left off.

If you have several children in your family, it might also be fun to pantomime the actions of the Wise Men. Encourage them to act out following the star, talking to King Herod, finding the Christ Child, presenting their gifts, and receiving their dream of warning.

Time Together for Family Devotions

Verses to help your child understand this Bible lesson.

SUNDAY: Matthew 2:10

MONDAY: Matthew 2:1,2


TUESDAY: Matthew 2:6

WEDNESDAY: Matthew 2:9

THURSDAY: Matthew 2:11

FRIDAY: Jeremiah 29:13

SATURDAY: Isaiah 55:6



Bible Text

Matthew 2:1-12

Memory Verse

When they saw the star, they rejoiced with exceeding great joy. — Matthew 2:10

Star Light, Star Bright

Write the correct letters in the boxes below and see what the Wise Men had to do to find Baby Jesus.

Write the third letter of the word GIFT. →

Write the second letter of the word JOSEPH. →

Write the fifth letter of the word ANGEL. →

Write the second letter of the word GLORY. →

Write the third letter of the word GOOD. →

Write the first letter of the word WILL. →

Write the second letter of the word MARY. →

Write the fifth letter of the word JESUS. →

Write the third letter of the word BETHLEHEM. →

Write the second letter of the word EARTH. →

Write the third letter of the word CHRISTMAS. →

Name: _____

Preparing for This Bible Lesson

Parent's Corner

Our Bible story tells about an important message which was delivered in a very special way. Your child will learn how the angels brought word to the shepherds that the Christ Child had been born.

As you talk about that wonderful night, help your child create a special "angelic" message to send a friend or relative this week. On a piece of white paper, draw a simple angel shape, without any features or clothing details filled in. Let your child cut out the shape and use this as a piece of stationery on which to write his message or special holiday greeting.

You may wish to arrange the angel cut-out over a sheet of lined paper to help your child write neatly. Suggest he also include his memory verse for this week as part of the message.

Time Together for Family Devotions

Verses to help your child understand this Bible lesson.

SUNDAY: Luke 2:14
MONDAY: Luke 2:8
TUESDAY: Luke 2:10
WEDNESDAY: Luke 2:11
THURSDAY: Luke 2:15
FRIDAY: Luke 2:20
SATURDAY: Luke 2:38



Bible Text

Luke 2:8-20

Memory Verse


Glory to God in the highest, and on earth peace,
good will toward men. — Luke 2:14

One Starry Night

Use the color guide and color the picture below.

COLOR GUIDE

- 1 — Green
- 2 — Brown
- 3 — Yellow
- 4 — Red
- 5 — Blue
- 6 — Purple
- 7 — Black



Name: _____

Preparing for This Bible Lesson

Parent's Corner

This lesson focuses on the Christmas story—the birth of the Christ Child. Help your child make a Baby Jesus ornament as a way to center his attention on this important event.

Dip two cotton balls in a mixture of flour and water (about pancake batter consistency) which has been lightly colored with a bit of red food coloring. On a greased cookie sheet arrange the cotton balls touching each other, one as a round ball to form the head and the other slightly elongated to make the body. Bake in a 350 degree oven for about 10 minutes or until the “baby” seems hard to the touch. Let cool.

Use a pen to draw on features, and if desired make a halo from a yellow pipe cleaner. Use a small piece of flannel as a blanket to wrap around Baby Jesus’ body, and glue in place. If you wish, make a manger from a tiny cereal box painted brown and filled with straw.

Time Together for Family Devotions

Verses to help your child understand this Bible lesson.

SUNDAY: I John 4:10

MONDAY: Isaiah 9:6


TUESDAY: Micah 5:2

WEDNESDAY: Matthew 1:22,23

THURSDAY: Luke 2:1

FRIDAY: Luke 2:11

SATURDAY: Galatians 4:4,5



Bible Text


Luke 2:1-7; John 3:16

Memory Verse

Herein is love, not that we loved God, but that he loved us,
and sent his Son. — I John 4:10

When Jesus Was Born

Animals can't really talk, but if they could what do you think they might have said the night Jesus was born? Write your answers in the speech balloons.



Name: _____

Preparing for This Bible Lesson

Parent's Corner

The theme of this unit is the Christmas story, and throughout the month we will be studying the story in step-by-step detail. This lesson tells how the angel appeared to Mary and Joseph, and revealed the awe-inspiring news that the Child born to them would be the Son of God.

As an activity for this week, let your child make an angel picture on a paper plate. Around the edge of the plate, help him print the words, "God's Angel Brought a Message." Cut out the center of the plate. Glue tissue paper on the back of the plate over the hole. Lightly paste the shape of an angel, cut from the same kind of tissue paper, in the center.

Tie a bow on the top for a hanger, and let your child place his creation in a window so the sun can shine through the tissue paper.

Time Together for Family Devotions

Verses to help your child understand this Bible lesson.

SUNDAY: Matthew 1:21

MONDAY: Isaiah 7:14

TUESDAY: Luke 1:26-28

WEDNESDAY: Luke 1:30,31

THURSDAY: Matthew 1:20

FRIDAY: Matthew 1:23

SATURDAY: Luke 1:38



Bible Text

Matthew 1:18-25


Luke 1:26-38

Memory Verse

Thou shalt call his name JESUS: for he shall save his people
from their sins. — Matthew 1:21

A Special Messenger


Connect the dots and see who visited Joseph and Mary. Color the picture.



Name: _____

Bible Memory Verses

Color each section of the cozy quilt as you learn the verse.



Student's Name _____

Teacher's Name _____

A Bible lesson and activity handout
for use at home and church.

Apostolic Faith Church

5414 SE Duke Street
Portland, Oregon 97206-6842, U.S.A.

www.apostolicfaith.org

PRINTED IN THE U.S.A.