

# PRIMARY

# PALS

Units 25,26,27

We're going to have fun learning about God's Creation.

Some of our lessons will be about people who give thanks to God.

David was a special king in Israel. We will learn about him.



# Table of Contents

*Note: At times, the lessons are taught out of sequence to coincide with holidays. See the accompanying datesheet for the current lesson schedule, which is also available online at [www.apostolicfaith.org](http://www.apostolicfaith.org).*

Lesson 25a .....	God's Country Sky .....	Genesis 1:1-18,14-19; Revelation 4:11
Lesson 25b .....	God's Beautiful Creation .....	Genesis 1:9-13,20-25
Lesson 25c.....	The Most Special Creation .....	Genesis 1:26-31; Psalm 8:4-9 Isaiah 43:6,7,21
Lesson 25d .....	God's Plan for Me .....	Psalm 139:1-5; Matthew 5:14-16
Lesson 26a .....	God Chooses David.....	I Samuel 13:14; 16:4-13; Acts 13:22
Lesson 26b .....	My God Is Stronger!.....	I Samuel 17:17-51; Isaiah 26:3
Lesson 26c.....	Best of Friends.....	I Samuel 18:1-4; 19:1-7; 20:11-23,35-42
Lesson 26d .....	The Special Day .....	II Samuel 2:1-7; 5:1-5
Lesson 27a .....	Thank You, God!.....	Psalm 92:1-5
Lesson 27b .....	An Added Blessing.....	Luke 17:11-19
Lesson 27c.....	A Chance to Witness .....	John 4:1-30,39-42
Lesson 27d .....	An Exciting Letter.....	Mark 8:1-9
Lesson 27e .....	A Life of Victory.....	I Timothy 1:12-18

## Booklet Instructions

Remove the staples and cover sheet. Then use one lesson sheet each week.

## Primary Pals

(USPS 757-530)

Units 25,26,27

### Apostolic Faith Church

5414 SE Duke Street  
Portland, Oregon 97206, U.S.A.

Primary Pals is an official publication of the Apostolic Faith Church, and is published quarterly. Periodicals postage is paid at Portland, Oregon.

POSTMASTER: Send address change to  
APOSTOLIC FAITH CHURCH  
5414 SE Duke Street  
Portland, Oregon 97206, U.S.A.

*Dear Parents,*

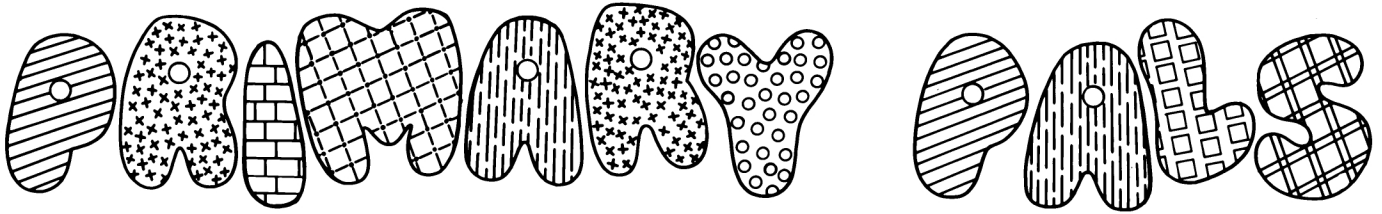
*This quarter opens with a unit on the subject of the Creation. Your child will be studying many aspects of life around us. As he becomes aware of the complex and wonderful world we live in, the question of how it all began is sure to come up. We want him to understand and believe the Biblical account of the Creation.*

*Our second unit of this quarter will be an in-depth character study of David, Israel's most famous king and a prominent figure in the Old Testament. Tracing his life from a shepherd boy to the throne will bring out valuable lessons showing the importance of trust, courage, friendship, and submission to God's plan for us.*

*The theme of our final unit revolves around giving thanks to God. The opening lesson, which teaches the general principle of having a thankful heart, is followed by other lessons giving specific Biblical examples of people who were thankful.*

*We are looking forward to studying these lessons with your child, and pray that they will help him to grow spiritually.*

*Apostolic Faith Teaching Staff*



## God's Country Sky

What an exciting day this had been for Jason. He had taken his first airplane ride and now he was at his Grandpa's new farm.

After dinner, Grandpa asked Jason if he wanted to go with him to the barn. As they walked, Jason looked up into the nighttime sky. He had never seen so many stars! There was hardly any space between them. "Wow," he whispered. "Grandpa, what happened to the sky? Where did all those stars come from?"

His grandpa laughed. "The sky is always this full of stars, Jason. You're just used to seeing it from the city. It is

darker out here in the country at night, so the stars seem brighter."

"But, Grandpa, the sky is full of them! I can just about count the ones in the sky at home. But no one could ever count the ones in the sky out here!" exclaimed Jason.

"God can," said his grandpa. "He made all of them. The Bible says God knows the number of stars. He even calls them by name! Isn't that exciting? God knows every one of them."

"I wonder which star God made first," Jason said.

"He created them all at once," said

his grandpa. "Remember, God just said, 'Let there be lights in the firmament . . . and it was so.' After seeing the sky out here in the country, aren't you glad God made so many?"

"I sure am," answered Jason.

When they reached the barnyard, Grandpa went to check the doors and gate to make sure they were fastened shut. Jason leaned against the fence and watched the sky.

The moon was so big tonight. Jason remembered Grandpa telling about the big harvest moon at this time of year. Grandpa said it was closer to the earth in the autumn. Maybe that's what his Sunday school teacher meant


when she said that God made the moon and sun so we would have day and night and different seasons of the year.

Just then Grandpa joined him by the fence. "OK, Jason, time to get some sleep. You'll have lots to dream about tonight. You enjoyed your airplane ride today but you act even more excited about the stars God created."


"I am!" exclaimed Jason. "And I can hardly wait until tomorrow. God made the night out here in the country so beautiful. I just know the country sunshine must be great."

## Color God's Creation

Thank you, God, for the stars that shine and the moon so bright.



# PRIMARY PRISMS



## God's Beautiful Creation

A long time ago there was no dry land at all. There was water everywhere! God knew that part of His creation would need dry land so He said, “Let the dry land appear.” And it did!

God wanted the land to be beautiful. He covered parts of it with green grass so we could have parks, pastures, and yards. Isn't it fun to play in the grass and feel it tickle your toes?

God made all the grains of sand. There is sand in the desert where the cactus plants grow. God put some of it by the ocean so we could build sand castles at the beach.

He made different kinds of flowers—red roses, white daisies, yellow daffodils, and so many more. And they smell so sweet!

God made many kinds of trees. There are forests of trees that are used to build houses. There are orchards of trees that grow fruit such as apples, oranges, and pears. He made nut trees so we could enjoy walnuts, pecans, and almonds.

He made vegetables—more kinds than we can name. Bright orange carrots, juicy red tomatoes, big brown potatoes, and leafy green lettuce are just a few of the things God put on the

earth for us to eat. Can you think of some others? What are your favorites?

Flowers, trees, and vegetables all grew on the land that God had made. The world was finally ready for living creatures.

First God created the things that would live in the water—big sharks for the ocean and little trout for the lakes. He made the tiny goldfish that swim in fish bowls, and the huge whales that swim in the ocean.

Then God made the birds that fly in the air—chirping sparrows, noisy crows, and ducks that quack. Blue birds and black birds, brown birds and white birds were created for us to enjoy.

Finally God made the animals that live on the land. He made big tigers that roar, elephants that wave their trunks, and tiny insects that crawl.

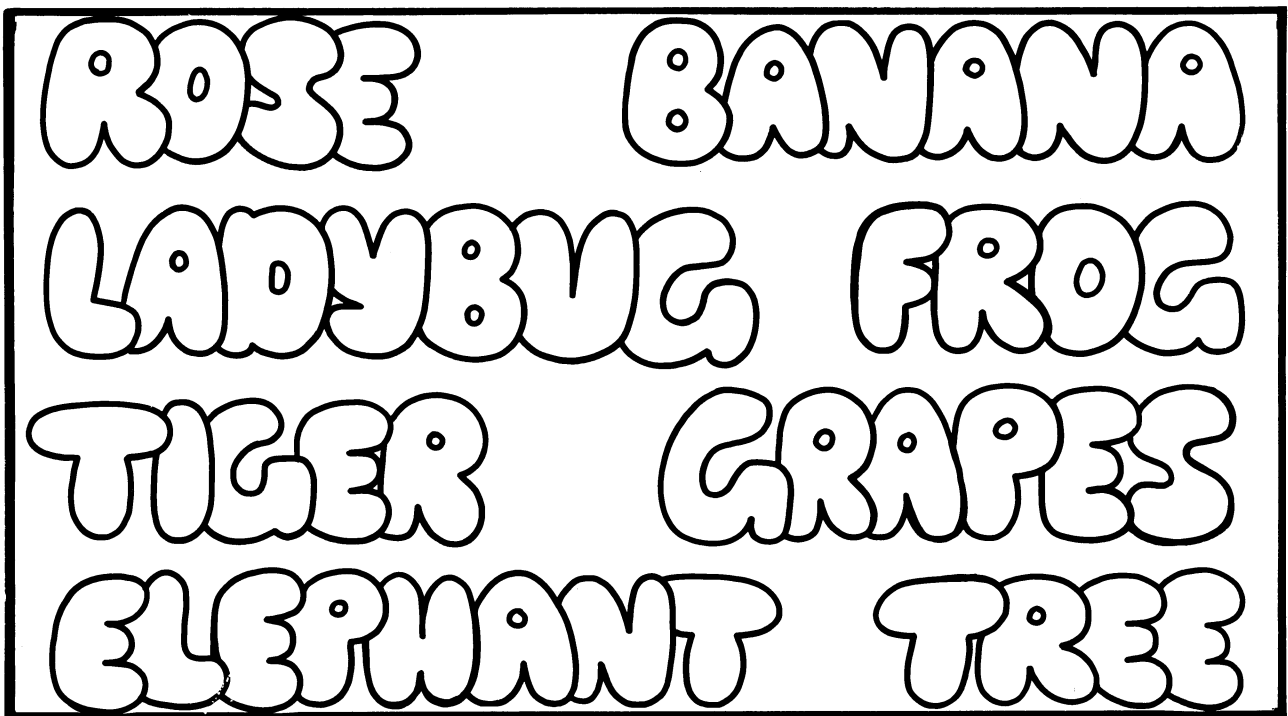
He made some animals that are fun to have as pets, like cuddly kittens that meow and frisky puppies that wiggle and play with you.


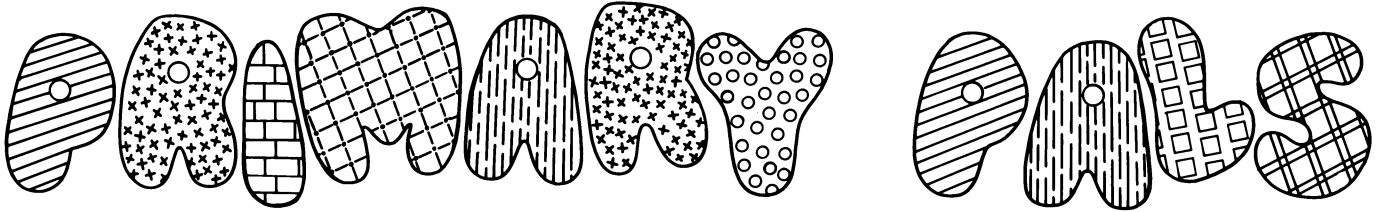
Some animals are not meant to live with us. The big bears and graceful deer live in the woods. The alligators belong in the warm rivers. We can see many of these animals when we visit the zoo.

God saw that everything he made was good, and that made Him happy. God made these for us to enjoy too, because He loves us.

## What Color Am I?

Color each word the color it should be. For example: a frog is green.





## The Most Special Creation

God was happy with everything He had made. He looked at the land covered with beautiful green trees and plants. He saw the wide blue ocean filled with different kinds of fish, and all the many animals that lived on the earth.

God knew His world was good but He was not finished yet. He needed to make one more thing and then His creation would be complete. He was going to create man. This would be the most special part of His creation. God wanted someone to love Him, and to take care of His world.

God took some of the dust of the

ground and made a man. Then He breathed into him, and suddenly that man came alive! God called the man Adam.

One of the things God wanted Adam to do was to name the animals. God brought them to him. Adam looked at each animal and decided what it should be called.

Guess what Adam named each of these animals?

In front of Adam walked a huge gray creature. It had big ears and a long trunk. Do you think Adam named that one an elephant or a mouse?

Next, a fluffy little white animal

with long ears hopped up to Adam. Do you think Adam named that one a kangaroo or a rabbit?

Then a black and white striped animal walked by. It looked a little bit like a horse. Do you think Adam named that one a zebra or a skunk?

Adam had a big job to do. There were many, many animals and Adam wanted each of them to have just the right name. God told Adam that he was to be in charge of all the animals, the fish, and the birds. Adam loved God and wanted to do the best job he could.

Even though Adam had all the animals for company, God knew he needed a special friend. So God made

Adam go to sleep, and while he slept, God made a woman to be Adam's wife and friend. Adam called the woman that God gave him, Eve.

God wanted His people to be happy because He loved them very much. He had made a beautiful garden called Eden for them to live in. They were happy to live there.

In the evening God visited the Garden and talked to Adam and Eve. They must have talked about many things.

God looked at everything He had made. He looked at Adam and Eve. He loved His people the very best of all.

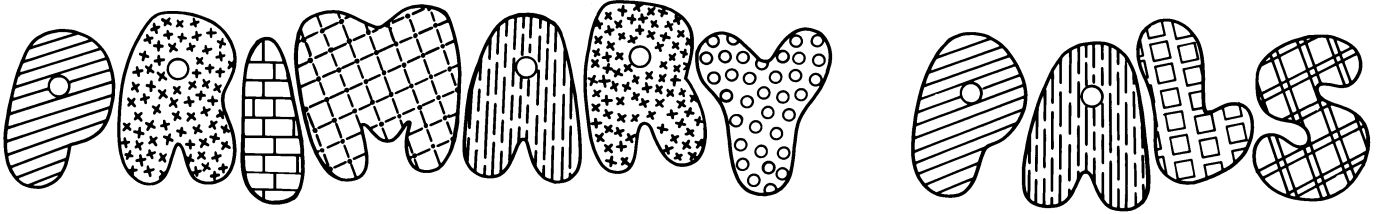
He said, "It is very good."

## Hidden Words

All the words in the sentence below are hidden in the puzzle. Find and circle each word.

MAN WAS CREATED TO  
LOVE GOD AND TAKE CARE  
OF HIS CREATION.

C	R	E	A	T	I	O	N
B	A	C	F	A	D	P	I
R	J	R	H	K	N	P	W
F	G	I	E	E	G	D	A
G	O	D	L	C	N	L	S
M	F	S	H	I	S	O	U
A	M	T	O	E	K	V	H
N	C	R	E	A	T	E	D



## God's Plan for Me

"Hi, Uncle Mark!" said Emily excitedly. "I'm sure glad to see you. Wait till you hear what happened in school today."

Uncle Mark was always glad when Emily came to visit. "Come in and have some cookies while you tell me about it."

"Do you remember how sad I was after Scotty was born?" asked Emily, as she sat down at the table. "At first I was glad to have a baby brother. Then when he seemed to get all the attention I thought no one loved me anymore."

"I remember," answered Uncle

Mark. "That really was a sad time for you."

"I didn't think I was important to anyone. I tried to get people to pay more attention to me," said Emily. "I drew pictures for everyone and sang songs. And then one day I told you that nobody loved me."

"You sure set me straight. You told me that everyone is different. We love and are loved in different ways. We love babies in a different way than older children. But everyone is loved. You said we all have a different part in the family, in school, at church, and even in the city where we live."

“Wow,” Uncle Mark grinned. “You really remembered a lot of what I said!”

“And that’s not all,” continued Emily. “You said God made each of us special. You told me God had a special plan for me. I think what happened today was part of God’s plan!”

“This sounds exciting,” said Uncle Mark. “Hurry and tell me about it.”

“Well, last week Karla told us all about her new baby sister. She was really excited about her. But today Karla started crying while we were playing at recess. When I asked her what was wrong she said no one loved her anymore. She said her baby sister gets all the attention. And, Uncle


Mark, I could tell her all about when Scotty was born. I told her that everyone really does love her and that God especially loves her. He wants her to be happy.”


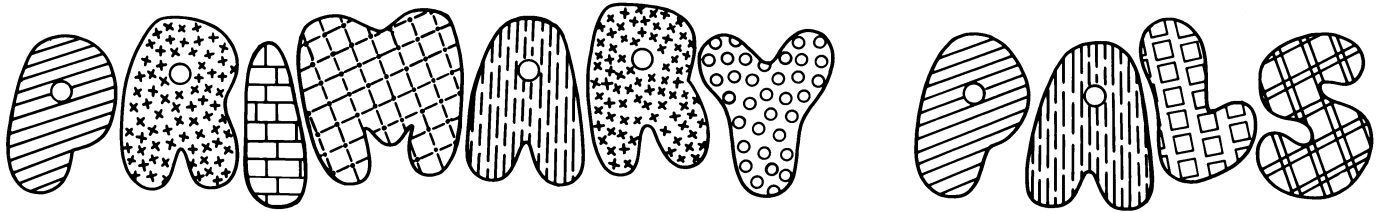
“You were certainly being a witness for Jesus,” said Uncle Mark. “You were able to help Karla because the same thing had happened to you. I’m glad you know that God has a special plan for you. Telling others about Jesus is a part of His plan for all of us.”

Emily got up to leave and said, “Thanks for the good cookies, Uncle Mark. And thanks for listening to me. I need to go home now. Did I tell you that Scotty is starting to walk? He’s so cute. I just love him.”

## Look at Me!

God made you special. Draw a picture of yourself below.





## God Chooses David

David, a young shepherd, picked up the smallest lamb. “How small and tiny you are,” he said quietly as he petted the animal’s head. “Don’t worry little lamb,” he continued. “Someday you’ll be as big and as strong as any of these sheep.”

David put the lamb down beside him on the soft, green grass. He picked up his harp and played a song, singing words about God and His goodness.

How happy David was! He loved the green meadow. He loved the tiny lambs and the big sheep. He loved to sing and play his harp. But most of all, deep in his heart, David loved God.

Many times during the day, David prayed to God. He told God how much he loved Him, and thanked Him for the beautiful world He had made. David knew God was his special friend. He knew that God loved him too, and would always take care of him.

One day as David was taking care of the sheep, a man brought him a message from home. “David, come quickly!” the man exclaimed. “The Prophet Samuel is at your father’s home and he wants to see you!”

David knew that the Prophet Samuel was a very important man. He

knew that Samuel was a worker for God. Many times, God would tell Samuel what was going to happen in the future. But David didn't know why Samuel wanted to see him.

He didn't know that God had sent Samuel to David's own house to find the future king of the people of Israel. Samuel had already looked at David's older brothers. As each brother walked by him, Samuel had thought, Surely this is the one! But each time God said no. Samuel saw only fine looking men, but God was looking at their hearts.

David hurried home. He was almost out of breath from running so fast. Samuel saw what a good-looking

young man he was; his cheeks were red, his hair was blown by the wind, and his skin was brown from the sun.

When God looked at David's heart He saw something very special. He knew David would be a good king. God spoke to Samuel's heart. He told Samuel to anoint David to be the next king of Israel.

Samuel obeyed God. He took oil and poured it on David's head. All of David's family saw Samuel do it. They knew that God had chosen David to be the next king.

From that day on, David loved God even more. He knew God had a special plan for his life. He knew God would always be by his side.

## Fill in the Blanks

Choose the correct words and write them on the blank lines.

David

Samuel

heart


brothers

father

sons

1. God sent \_\_\_\_\_ to find the next king.
2. Samuel went to see Jesse's \_\_\_\_\_.
3. Jesse was David's \_\_\_\_\_.
4. David had seven older \_\_\_\_\_.
5. God saw that David's \_\_\_\_\_ was good.
6. God chose \_\_\_\_\_ to be the new king.

# PRIMARY PAIRS



## My God is Stronger!

“Who wants to fight me?” shouted the big, mean giant. “You’re all afraid!” he roared. “Come on out from your hiding places. I dare you! We’ll see who is the strongest!”

David, just a young shepherd, watched as the giant called to the people. He looked around expecting to see a brave soldier from the army of Israel rush out to fight Goliath, the giant. But no one moved.

David was surprised. He asked some nearby soldiers, “Who is this Philistine? Why does he make fun of Israel?” Goliath may be strong, thought David, but my God is

stronger. Then David realized that everyone was afraid. “I’ll fight Goliath,” David said as he jumped to his feet. “God has always taken care of me. He will protect me now when I fight this giant.”

David was taken to King Saul. King Saul was surprised when he saw how young David was. He tried to talk David out of fighting Goliath, but David told Saul all about his God and how he knew that God would help him.

King Saul put his own armor on David. But David could not go out to meet Goliath dressed like that. He

took it off because his trust was in God, not in the armor.

David ran down into the valley without any armor at all, his sling in his hand. He found a small stream of water and searched for some smooth stones. When he had found five stones he put them into his shepherd's pouch. Then he went to fight Goliath.

Goliath was angry when he saw David coming! Why, Goliath was over nine feet tall and David was so much smaller! How Goliath raged!

David wasn't afraid when he heard Goliath. He called out, "I come to you in the name of the Lord." David told

Goliath that God would win the battle. Then everyone would know how great the God of Israel was.


David put a stone in his sling. He ran toward the giant, swinging the sling around and around. Suddenly, David let the stone fly. THUD! The stone hit the giant right in the head. Down he went, flat on his face! God helped David defeat the giant.

David was right! His God was greater than a giant. His God was stronger than a giant. He didn't have to be afraid.


God loves and helps all of us too. God's people never have to be afraid.

## Hidden Words

Find and circle the hidden words in the puzzle below.



# PRIMARY PAIRS



## Best of Friends

How would you like to have a prince for a friend? That would be exciting, wouldn't it? Imagine getting to visit in a palace!

David, the young shepherd who killed the giant, Goliath, was not just going to visit a palace. He was going to live there! He would stay with Jonathan, King Saul's son. Jonathan would be his friend. How excited David must have been!

Jonathan was happy too. He thought David was the bravest person he knew. He also knew that David loved God. Jonathan loved God too.

At last the great day came. David

arrived at the palace. The two young men became good friends. To show David how much he liked him, Jonathan gave David some of his very own clothes to wear. Now David was dressed just like a prince! Then Jonathan gave David his own special sword and bow. He was not jealous of David, even though he knew that some day David would be king instead of him.

David was only a poor shepherd and he had nothing to give to Jonathan in return, except his friendship. He promised always to be a good friend to Jonathan.

One day David was in trouble. King Saul was angry because everyone cared for David more than they cared for their own King! The people liked David because he had been brave and killed Goliath. King Saul was so jealous that he decided to kill David!

David asked Jonathan what he should do. Jonathan told David he must run away and hide so that King Saul could not find him. It was a very sad time for the two friends. They knew they might never see each other again.

Before David left they made a promise to each other. David promised he always would be kind to Jonathan and his family. They agreed that the


friendship between their families would last forever.

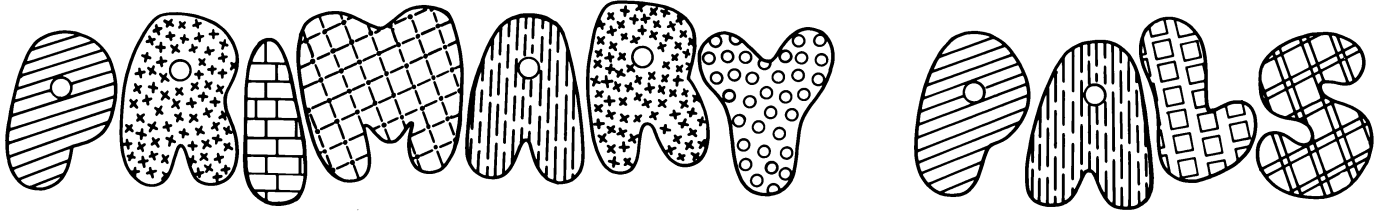
Jonathan and David said goodbye to each other and David went away. David never did see his friend Jonathan again, but he always remembered what a good friend he had been. David knew Jonathan had helped to save his life. He had warned David and had helped him get away from Saul, Jonathan's own father.

Later, when David did become king, he welcomed Jonathan's crippled son into his home and took care of him. In this way, David kept the promise he had made to Jonathan those many years before.

## Crossword Puzzle

Use the words from the list to fill in the puzzle below.





## The Special Day

David pulled on his new shirt and, with a big grin on his face, ran down the stairs to breakfast.

“Say, you’re speedy this morning,” his mother smiled as she buttered the toast. “Breakfast isn’t even quite ready and here you are, all bright and shining.”

“Today’s the day, Mom!” David reminded her, “I’ve been waiting and waiting, and at last it’s here.”

“That’s right,” his mother agreed. “I know how much you’ve looked forward to this, and I hope it turns out to be a super-special day for you.”

David’s big sister Jessica came into

the kitchen just in time to hear the last of what her mother said. “What’s so special about today?” she asked. “Must be something important to get David down here before me!”

“Today David starts his time at school as Student of the Week,” her mother reminded her. “Remember, Mrs. Elgin sent home a calendar at the first of the school year assigning each child a special week. And David’s turn is finally here!”

Jessica grinned. “That’s funny,” she said. “I was just reading in my Bible about another David who had to wait a long time for something important.

It's our Sunday school lesson for next week."

"Tell me about him," David said, looking up from the plate of scrambled eggs his mother had placed in front of him.

"Well," Jessica started, "our lesson is about David who killed the giant, Goliath, remember?"

David nodded. "Sure. That's one of my favorite stories."

"Even before that happened, David knew that someday he would be king," Jessica went on. "God's prophet, Samuel, had come to his father's house one day. God told Samuel to choose David from all his brothers, and anoint him to be the next king of Israel."

"How come he didn't just make him king right then?" David asked.

Jessica looked a little puzzled. "I'm not sure . . . Mom, what do you think?"

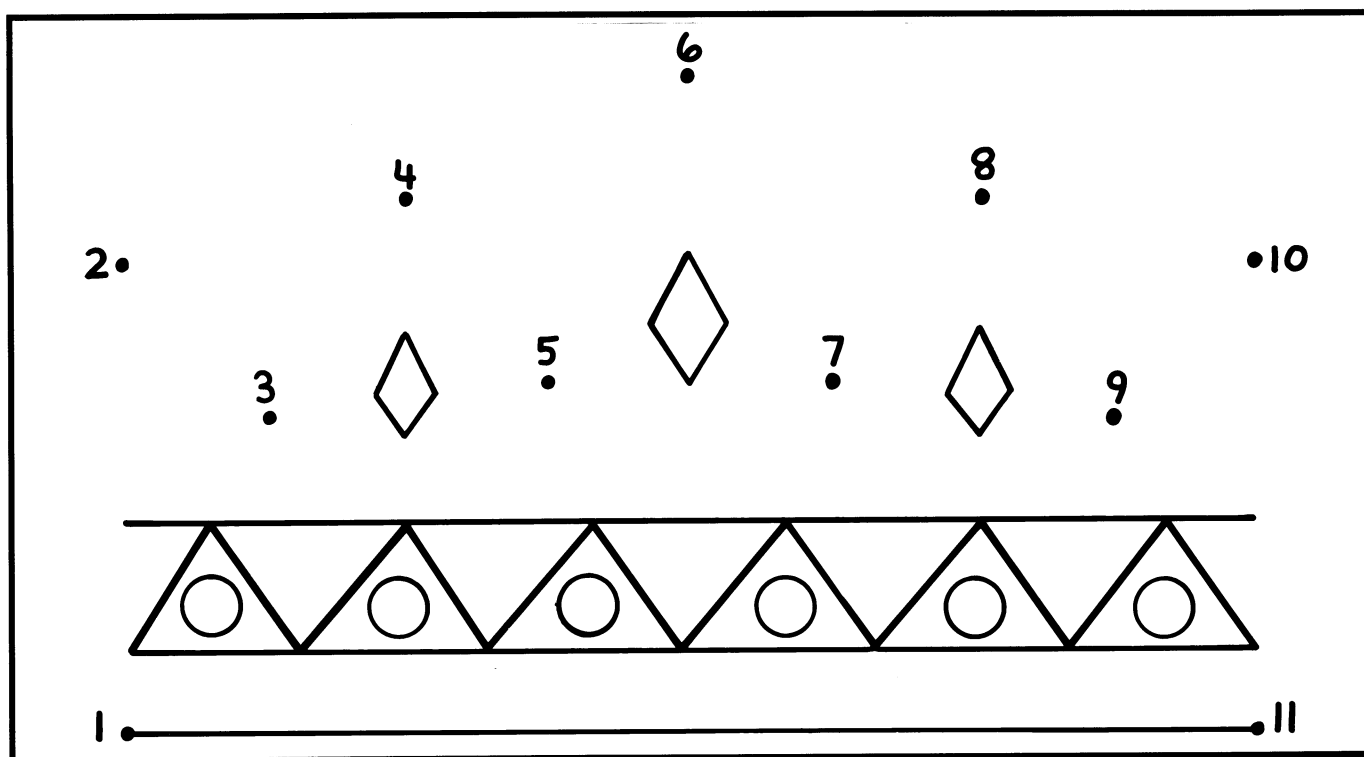
"Well, I believe it was because God knew the best time for David to become king. Perhaps there were more lessons David needed to learn about trusting God and looking to Him for help. David had to wait and be patient for a while."


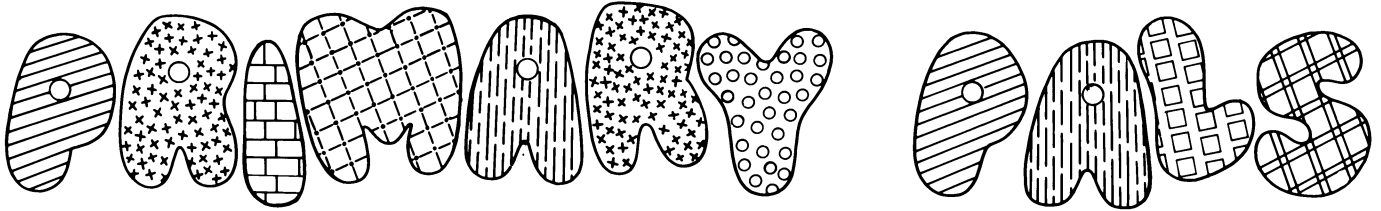
Jessica nodded. "Anyway, David did wait, and one day God's promise to him came true."

David finished his breakfast. "And this David had to wait too, but today's the day! I wonder if that other David was as excited as I am when his big day finally came."

## Dot-to-Dot

Connect the dots to finish the king's crown.





## Thank You, God!

"Now I'd like to go around the class and have each one of you tell me one thing that you are thankful for," Justin's Sunday school teacher said. "Katrina, will you start?"

Katrina said, "I'm thankful for the sunshine because it is so nice and warm when I go out to play."

Lance was next. "I'm thankful for good food, especially hamburgers." Everybody laughed because they already knew that Lance's favorite food was hamburgers.

"I'm thankful for my mommy and daddy," Suzie said next.

"I'm thankful that God made the

pretty flowers and trees," said Margie.

Then it was Justin's turn. "I'm thankful for my cowboy boots." He stopped, and then went on. "Could I tell you all why I'm thankful?"

His teacher nodded. "Of course, Justin. We'd love to hear."

Justin explained. "I've wanted cowboy boots for a long, long time. I even told Mom I would give her my allowance for two whole months if she would get me some. But she said they just cost too much money. Daddy hasn't been able to work since he hurt his back, and we have to use our money for food and stuff like that."

“Mom told me to pray about it, so I did. Every night I asked God to help me find a way to get some cowboy boots. And He heard! You know what? Last week Mrs. Jensen, who lives next door to us, brought over a sack of things that had belonged to her grandson. She thought maybe we could use them. And right at the bottom of the sack were . . . these!” Justin stuck his feet out from under his chair so everyone could see the shiny brown boots.

Justin’s teacher smiled. “Justin, thank you so much for sharing this with us. We are so happy to hear how God answered your prayer. Isn’t He good to us?”

Justin nodded soberly. “I just wish there was something I could do to show God that I love Him.”

“Very well,” said his teacher. “Could you please put these Bible-story books back on the shelf?” Justin got up and put the books back. “Now, please pass these attendance charts out to everyone in the class.” Again, Justin did as he was told.

“Do you know what you just did, Justin?” she asked as he took his seat. “By being a helper to me, you were saying thank you to God. Whenever you help other people, you are helping God. It is a good thing to be thankful to God. And being a willing helper is one of the very best ways to say thank you!”

## Positive Words

One way to give thanks to God is to be positive! Finish each of the sentences below in a good way.



I like the way \_\_\_\_\_.



When I grow up I \_\_\_\_\_.

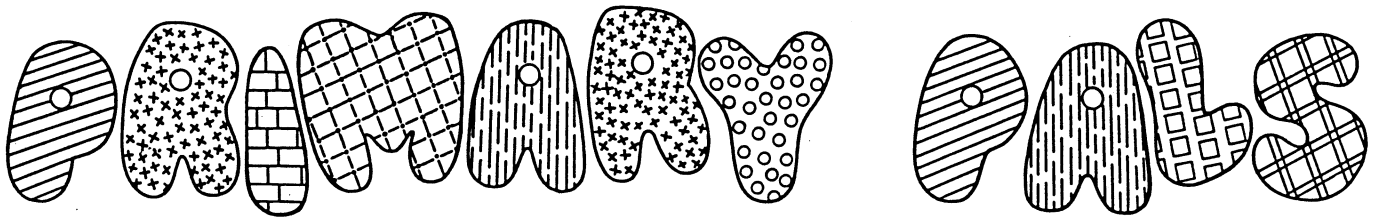


I would like to \_\_\_\_\_.

Thank you for \_\_\_\_\_.

I will help you \_\_\_\_\_.





## An Added Blessing

It was going to be another sad day for the ten men. Nothing to look forward to. No place to go. All of their families and friends lived inside the village. The ten men got very lonesome for the people they loved.

These ten men had a very bad disease called leprosy. Any person that had leprosy could not live inside the cities or villages. They had to live apart so that other people would not become sick with leprosy. The people who lived in the cities would stay away from them and go another way when they saw them coming. This made the ten men very sad.

One day they were standing together and they saw Jesus entering their village. They had heard about Jesus and what He had done for other people who were sick. They wanted Jesus to do the same for them. Would He make them well? Should they ask Him? It was worth a try.

They all called out, "Jesus, have mercy on us. Jesus, have mercy on us." They wanted Jesus to hear them. They wanted Jesus to make them well.

Jesus saw them and heard their cries. He called out to them and told them to go and show themselves to the

priests. The priests were the ones who could tell them the disease was gone and they could go back to their families.

They hurried to get to the priests as fast as they could. As they went, one of the men looked at his skin, and he could hardly believe what he saw. The leprosy was gone! They all looked at their skin. They were healed! They were so happy. Now they would be able to live with their families.

Nine of the men ran on into the village. They wanted to tell everyone! But one of the men was so thankful that he ran back to Jesus. He fell down at Jesus' feet and said, "Thank You,


Jesus." Jesus was so happy that the man had come back to thank Him. He asked the man where the other nine men were. Jesus was sad because they didn't say thank you.

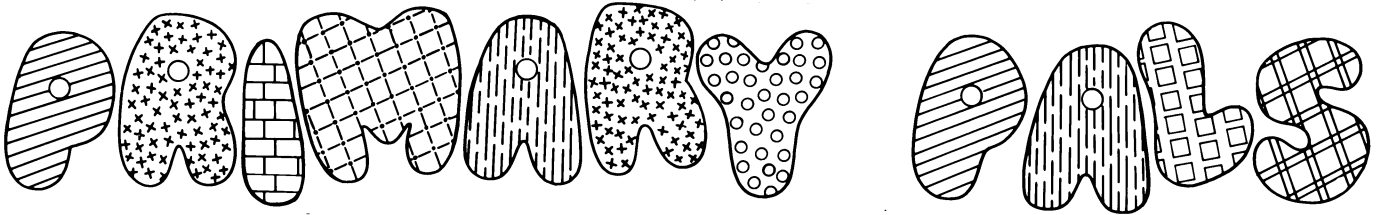
The one man that did thank Jesus was extra happy. Jesus gave him the greatest blessing of all—He took the sin out of his heart. Oh, he was so glad that he had come back to thank Jesus.

Did you know that Jesus wants us to thank Him too? When we have a need and ask Jesus to help us, He is always there. He likes for us to thank Him when He helps us. When we pray, Jesus wants us to thank Him for all the many blessings He gives us.

## How Many?

Jesus healed ten men. How many of them said thank you? Color the backward letters below, then hold this page up to a mirror and read the answer.





## A Chance to Witness

Jennifer stared down at the blank piece of paper in front of her. Should she do it? What if everyone in the class made fun of her?

Mrs. Morrow had told them to write about, “What I Am Thankful For,” and then draw a picture of what they had written about.

The first thought that had popped into Jennifer’s mind was that she was thankful for Jesus. She was! Jesus had done so much for her and she really loved Him.

All of her friends had decided to write about their mommies, or their homes, or their pets. It might be

embarrassing to write about Jesus. If the teacher was the only one to read it, that wouldn’t be so bad. But Mrs. Morrow had said that all the papers were going to be put up on a Thanksgiving bulletin board. That meant all the kids in the class would see what she had written!

Let’s see. What else could she write about? Maybe about her mom and dad like some of the others were doing? She was thankful for them, but . . . after all, Jesus was the One who had given her a good mom and dad. Should she write about her pet kitten, Somecat? She was thankful her

prayer had been answered and she had received a kitty for her birthday last June. Or maybe she should write about food—all her favorites like strawberries and peaches and corn on the cob. Jesus made all these delicious things to enjoy.

But somehow Jennifer couldn't get started writing. Nothing seemed to be just right. She kept thinking, But it's Jesus who gave me all the good things I'm thankful for. I really should write about Him.

Maybe if she tried drawing a picture first that would help. She tried drawing her mom and dad, but they looked funny. The kitten she worked on next looked more like a dog. She erased her strawberries and peaches too. By that time her paper was all

smudgy. She threw it away and reached for her notebook to get another sheet.

Then her eyes fell on her lesson leaflet for next Sunday. Just this morning, she had read the story about the woman who met Jesus at the well. That woman hadn't been afraid to tell others about Jesus! She had run right into the city and told everyone she met about Him. She was a witness for Christ because she was so thankful.

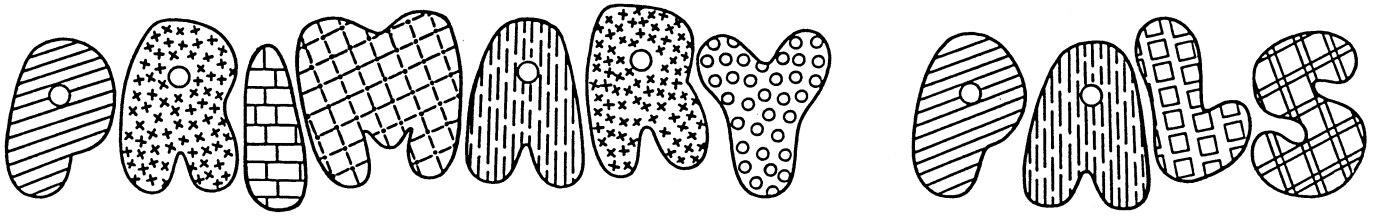
All of a sudden Jennifer knew what she was going to do. This was her chance to be a witness! She could tell all the kids in her class about Jesus. Her paper might be a little different from all the others, but it was one way she could say thank you for all the blessings Jesus had given her.

## Hidden Words

Find and circle the hidden words in the puzzle below.

WELL  
DRINK  
JESUS  
WATER  
WOMAN  
LIVING  
THIRST  
BELIEVE  
SAMARIA  
WORSHIP

C	S	A	M	A	R	I	A	D
B	D	J	S	F	P	W	T	I
E	N	R	C	G	M	O	B	W
L	I	V	I	N	G	M	W	O
I	A	E	H	N	B	A	E	R
E	H	D	O	R	K	N	L	S
V	W	A	T	E	R	K	L	H
E	A	U	J	E	S	U	S	I
T	H	I	R	S	T	L	G	P



## An Exciting Letter

Dear Cousin James,

I have some exciting news to tell you! Do you remember the last time I came to your home in Ramah, when we talked about the Man named Jesus? Well, James, I have seen Him! I have heard Him speak! And it is true, He does work miracles! I have seen it with my own eyes.

Last week, word came that Jesus was traveling our way. You can imagine the excitement, for we had all heard so much about this Man. Why, just a short time ago the Widow Esther's son heard Him speak, and with his own eyes saw a lame man

healed! So when we heard that Jesus was coming, nearly everyone wanted to go hear Him.

Even my father left his leather shop, and early one morning we started out. It was late in the afternoon when we found Him, and already a great many people were there. We had to work our way through the crowd in order to get close enough to hear.

James, I wish you could have heard Him. He spoke as One who knew everything! When He began to teach, the crowd was silent. Everyone listened.

Time went by so quickly that it still

seems hard for me to believe. He rested for a while in the hours of darkness, but early in the morning He began teaching again. We were there for three days! We just could not leave. Every thought of home and what was going on in our city just disappeared. We thought of nothing but Him.

We had not gone prepared to stay so long, and there was little food among us. On the third day someone brought Jesus seven loaves and a few fishes, but of course that was not enough to feed so many. Everyone was hungry.

It was then I saw the miracle. Jesus bowed His head, and He prayed aloud to His Father in Heaven, thanking Him for this food. Then His disciples passed the loaves and fishes among the people nearby, and went back to Jesus. More was given out.

In the end, the entire group was fed. And afterward seven baskets of pieces were gathered together! Truly, this could only have been done by the power of God.

Looking back, I think that what remains most clearly in my mind is Jesus bowing His head over that food. He had power, James, power to make that little bit of food feed so many. Yet He prayed and thanked His heavenly Father for it!


I will never again eat a meal without following His example.

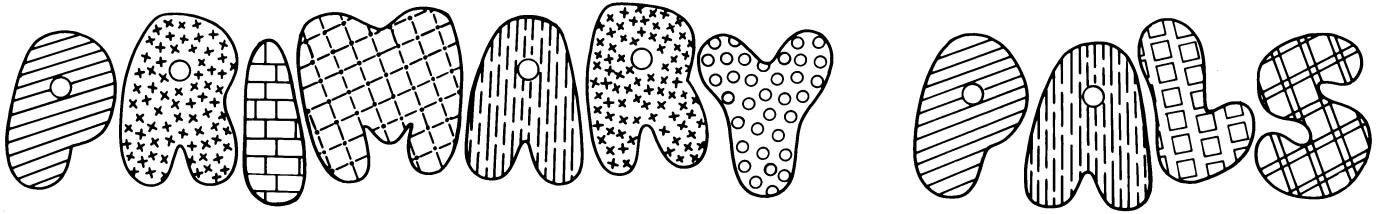
There is much more I could write, but I hope that you will soon be able to visit us here in Bethsaida. We have much to talk about.

Your Cousin,  
Andrew

## Color the Baskets

Color the seven baskets that were left over after Jesus fed the 4000 people.





## A Life of Victory

“It’s always so much fun to visit Uncle Al,” Andy said as he and his dad got into the car.

His father smiled as he started the car. “I enjoy it too. Tell me, Andy, what is it you especially like about Uncle Al?”

Andy thought for a minute. “Well, he’s such a neat guy, Dad. He has great stories to tell, and his stories always make me feel happy.”

Andy’s dad raised his eyebrows. “Oh? Now it seems to me that many of Al’s stories have to do with some very hard times. There’s the one about when his boat capsized and he nearly

drowned. There’s the story about how his army buddies made fun of him because he wouldn’t do all the wrong things they did. Then he tells about the time his wife died and he had to raise three little children by himself. Are those happy stories?”

“No . . .” Andy answered, “not exactly. I guess they make me feel happy because Uncle Al’s stories always have a happy ending.”

His father smiled. “I think you’re right, Andy. Uncle Al found out that even though there are hard places in life, there is victory when you have your trust in God.”

Andy nodded. "When you hear Uncle Al tell it, it never sounds so bad because he lets you know how God helped him."

"That's it exactly," Andy's dad agreed. "You know, in these last fifteen years or so that I've known Al, he has always made me think a little of the Apostle Paul."

"Paul?" Andy looked puzzled. "But he doesn't look anything like the picture of Paul in our Bible storybook. And he never got put in jail or went on any big missionary trips, or anything like that."

"Oh, I don't mean how he looks," his dad replied. "And I don't mean the actual things that happened to him

during his life. I mean his spirit, the way he reacted to the things that happened to him. Remember how Paul wrote to Timothy when he looked back at his life? In spite of all the hard places he had gone through, he was thankful to God for a life of victory."

"That sure does sound like Uncle Al," Andy agreed. "You know, Dad, Uncle Al is pretty old. And now he's sick too, and he looks kind of weak. Someday, before too long, he'll probably go up to Heaven. That makes me feel a little sad because I will really miss him. But I just had a happy thought. Won't the Apostle Paul and Uncle Al have a good time getting to know each other up in Heaven?"

## Decode the Message

Use the code to find out who wrote the letter in our lesson.

A	E	H
I	L	M
O	P	R

T	U
W	Y

□	□	□	□	□	□	□	□	□	□
□	□	□	□	□	□	□	□	□	□

# Preparing for This Bible Lesson

## ***Parent's Corner***

Our final lesson of this unit will be on the Apostle Paul, and stresses the theme of victory. Your child will learn that Paul's testimony to his young friend, Timothy, was full of thanksgiving.

Read the Bible text together and talk about what it feels like to be victorious. As a climax to this unit of study, plan a Victory Celebration with your child. Let him decorate paper napkins with the word "victory" or appropriate symbols such as a trophy or crown.

Noisemakers and paper hats could also add to the festivity of the occasion. Plan a special menu and have your child explain to the rest of the family what the Victory Celebration is all about, stressing that we can all be winners, just like Paul was.

## ***Time Together for Family Devotions***

Verses to help your child understand this Bible lesson.

**Sunday:** I Corinthians 15:57

**Monday:** I John 5:4


**Tuesday:** Romans 8:35-37

**Wednesday:** Revelation 3:21

**Thursday:** Deuteronomy 3:22

**Friday:** Proverbs 30:5

**Saturday:** Revelation 21:7



## ***Bible Text***


I Timothy 1:12-18

## ***Memory Verse***

Thanks be to God, which giveth us the victory through our Lord Jesus Christ. — I Corinthians 15:57

# Be a Winner

Match the small shapes to the ones on the cross. Write the words on the correct lines to find out what Jesus gives.



Name: \_\_\_\_\_

# Preparing for This Bible Lesson

## *Parent's Corner*

Being thankful for the food that God provides is one aspect of gratitude. This Bible story tells how Jesus gave thanks for seven loaves and a few fishes, and then used this little amount of food to feed 4000 people.

This would be a good week to learn a new table grace with your child. Practice it together and surprise the rest of the family one night this week by having him say it at mealtime.

You might also like to prepare a special snack together during the week, making seven muffins or seven small loaves of bread to represent the food with which Jesus fed the multitude. Cut small "fish" out of lunchmeat slices to go with the bread.

## *Time Together for Family Devotions*

Verses to help your child understand this Bible lesson.

**Sunday:** Matthew 15:36

**Monday:** Luke 24:30

**Tuesday:** Psalm 50:14

**Wednesday:** Ephesians 5:20

**Thursday:** Colossians 3:17

**Friday:** I Thessalonians 5:18

**Saturday:** Psalm 145:4



## *Bible Text*









Mark 8:1-9

## *Memory Verse*

He took the seven loaves and the fishes, and gave thanks.  
— Matthew 15:36

# I Am Thankful

Remember to give thanks. Each day this week write, in the box below, something you thank Jesus for. Then draw a smiley face in the circle.

 <p><b>SUNDAY</b> I thank Jesus for _____</p>	 <p><b>MONDAY</b> I thank Jesus for _____</p>
 <p><b>TUESDAY</b> I thank Jesus for _____</p>	 <p><b>WEDNESDAY</b> I thank Jesus for _____</p>
 <p><b>THURSDAY</b> I thank Jesus for _____</p>	 <p><b>FRIDAY</b> I thank Jesus for _____</p>
 <p><b>SATURDAY</b> I thank Jesus for _____</p>	 <p><b>SUNDAY</b> I thank Jesus for _____</p>

Name: \_\_\_\_\_

# Preparing for This Bible Lesson

## ***Parent's Corner***

Our lesson is about the woman who met Jesus beside a well and then ran to tell the people of her city about Him. Your child will learn that being a witness for Christ is one way we can show our gratitude to Him.

As an activity together this week, help your child compose a picture letter to give to a friend telling him about Jesus or inviting him to Sunday school. Help him print simple sentences, drawing in pictures to represent words whenever it seems appropriate.

If you have a Bible bookstore in your city, it is a good source of stickers which could possibly be worked into the letter. For example, a sticker of Jesus could be used each time His name would occur in the letter.

## ***Time Together for Family Devotions***

Verses to help your child understand this Bible lesson.

**Sunday:** Psalm 26:7

**Monday:** Philippians 2:11

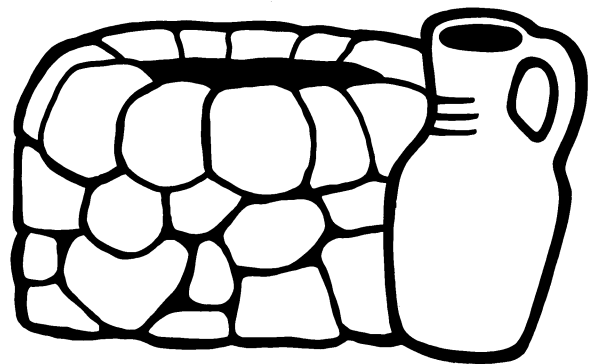
**Tuesday:** I Chronicles 16:8

**Wednesday:** I Chronicles 16:9

**Thursday:** Mark 5:19

**Friday:** Isaiah 43:10

**Saturday:** Matthew 10:32



## ***Bible Text***


John 4:1-30,39-42

## ***Memory Verse***

I may publish with the voice of thanksgiving, and tell of all thy wondrous works. — Psalm 26:7

# Telling About Jesus

In the heart frame below draw a picture of the person who told you about Jesus.



Name: \_\_\_\_\_

# Preparing for This Bible Lesson

## ***Parent's Corner***

This Bible story is a specific example of one man who was thankful. One leper, from among ten who were healed, came back to thank the Lord. Your child will learn that the one leper received a special blessing from God because he was truly thankful, and expressed his gratitude.

Spend some time with your child this week to help him learn his memory verse for this lesson. Talk about ways we can make a “joyful noise” unto the Lord.

There are many good tapes and records of religious music for children. Choose a song from one of these to learn together, and at the end of the week let your child sing it for the whole family.

## ***Time Together for Family Devotions***

Verses to help your child understand this Bible lesson.

**Sunday:** Psalm 95:2

**Monday:** Psalm 147:3

**Tuesday:** Acts 2:47

**Wednesday:** I Thessalonians 5:18

**Thursday:** II Corinthians 2:14

**Friday:** Psalm 67:3

**Saturday:** Psalm 29:2



## ***Bible Text***


Luke 17:11-19

## ***Memory Verse***

Let us come before his presence with thanksgiving, and make a joyful noise unto him with psalms. — Psalm 95:2

# Say Thank You!

One man returned to thank Jesus. Where were the other nine men? Can you find them in the picture below?



Name: \_\_\_\_\_

# Preparing for This Bible Lesson

## ***Parent's Corner***

"Giving thanks to God," has been chosen as the theme for the next unit of lessons. The unit opens with a general lesson on the importance of being thankful.

This week, help your child make a scratch picture showing something for which he is thankful. Using one or more bright colors, have him color an entire sheet of paper. Then have him color over this with a black crayon.

Take a sharply pointed instrument and scratch a picture, removing the top layer of black to reveal the bright colors underneath. Be sure to have him scratch a title on his work.

## ***Time Together for Family Devotions***

Verses to help your child understand this Bible lesson.

**Sunday:** Psalm 92:1

**Monday:** Hebrews 13:15

**Tuesday:** Psalm 35:18

**Wednesday:** I Chronicles 16:8

**Thursday:** I Peter 2:9

**Friday:** Ephesians 5:19

**Saturday:** Philippians 4:4



## ***Bible Text***


Psalm 92:1-5

## ***Memory Verse***

It is a good thing to give thanks unto the LORD. — Psalm 92:1

# Just Say Thanks!

Color the clouds that tell of some of your favorite ways to thank and praise the Lord.



Name: \_\_\_\_\_

# Preparing for This Bible Lesson

## ***Parent's Corner***

The final lesson of this unit brings out the climax of David's becoming king of Israel at last. Your child should learn that David saw the promise fulfilled which was made when he was anointed to be king. This will be related to their day-to-day living by the assurance that God will also keep His promises to us.

Talk with your child about what a promise is, and the importance of keeping one's promise. Encourage him to make a promise to someone this week—perhaps a job he will do for someone or something of this nature. Help him write it down, and post it where it can serve as a reminder.

When the promise is fulfilled, let him place a smiley face sticker on the written promise, and reward him with a small prize or a special treat of some kind.

## ***Time Together for Family Devotions***

Verses to help your child understand this Bible lesson.

**Sunday:** II Samuel 12:7

**Monday:** I Chronicles 11:3


**Tuesday:** Psalm 28:8

**Wednesday:** Romans 4:21

**Thursday:** Luke 21:33

**Friday:** Ezekiel 12:25

**Saturday:** I John 2:25



## ***Bible Text***


II Samuel 2:1-7; 5:1-5

## ***Memory Verse***

Thus saith the LORD God of Israel, I anointed thee king over Israel.  
— II Samuel 12:7

# King at Last!

David was chosen to be king while he was a young man, but it was many years before he finally received the crown. Follow through the maze to see the different things that happened to David before he was at last made king.



Name: \_\_\_\_\_

# Preparing for This Bible Lesson

## ***Parent's Corner***

David and Jonathan had a beautiful friendship, despite their differences in background and position in society. We want your child to know that true friends love each other in good times as well as bad.

Help your child make a "Friendship Booklet" to give to a special friend. Across the top of each page let him write the words, "A friend is \_\_\_\_\_," and then finish the sentence. He might also like to illustrate the message.

Punch holes in the left side of each page and thread the pages together with brightly colored yarn.

## ***Time Together for Family Devotions***

Verses to help your child understand this Bible lesson.

**Sunday:** Proverbs 17:17

**Monday:** John 15:13-15


**Tuesday:** John 13:35

**Wednesday:** Acts 2:42

**Thursday:** I Thessalonians 5:15

**Friday:** Proverbs 18:24

**Saturday:** I John 3:11



## ***Bible Text***

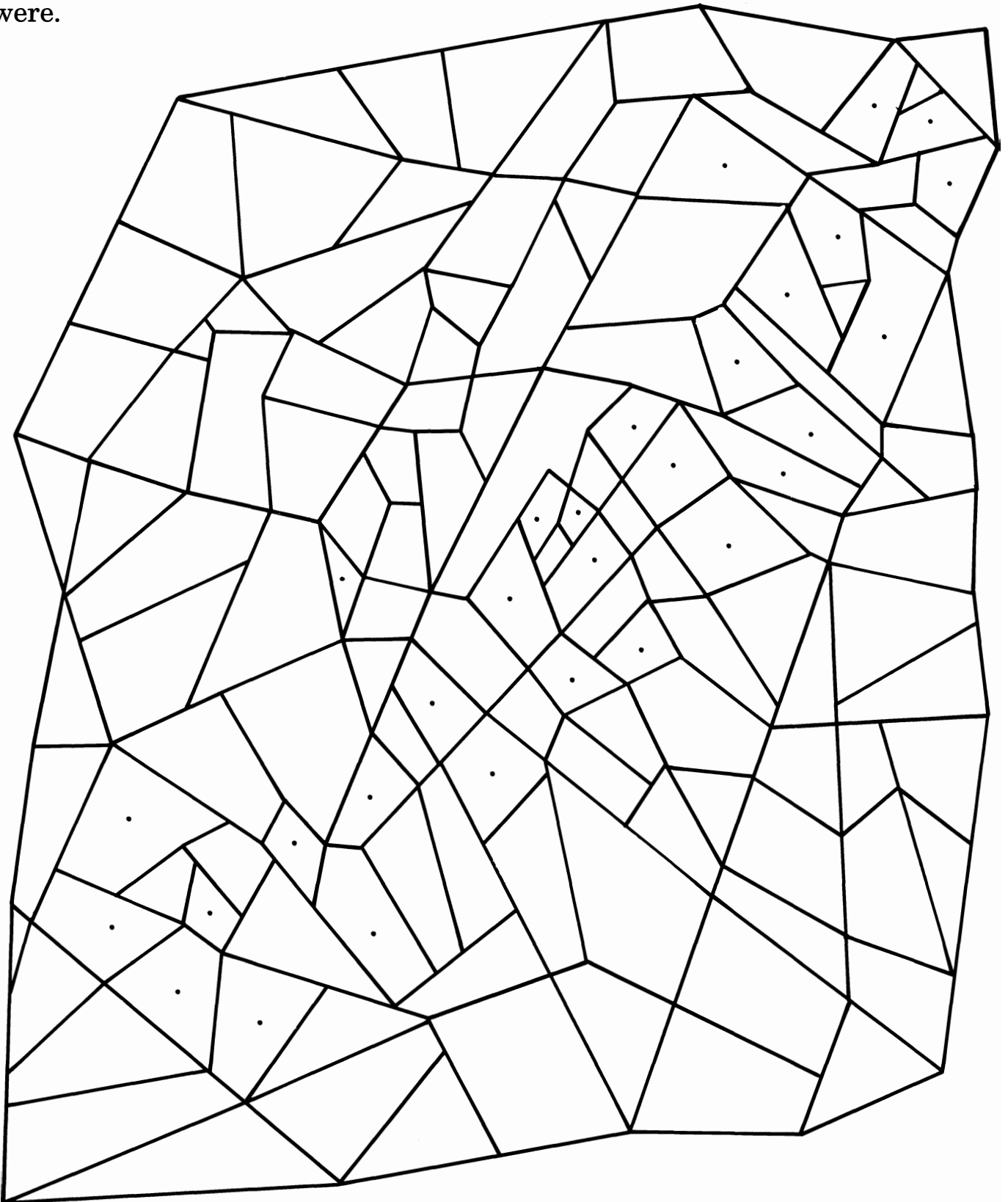
I Samuel 18:1-4; 19:1-7;  
20:11-23,35-42

## ***Memory Verse***

A friend loveth at all times. — Proverbs 17:17

# Someone Special

Color the spaces that have dots inside. You will see what David and Jonathan were.



Name: \_\_\_\_\_

# Preparing for This Bible Lesson

## ***Parent's Corner***

This Bible story is one that is sure to stir the imagination of your child—the story of David confronting the giant, Goliath, and winning a mighty victory for the Children of Israel through his courage. The emphasis for this lesson is that God will be with those who trust in Him.

The Philistine champion was reported to be over nine feet tall. To illustrate to your child how high this is, measure that distance and have him stand beside it.

A simple shepherd's pouch can be made by cutting a circle from a brown paper bag approximately 7" in diameter. Punch small holes around the circle, about 1/2" from the edge. Crumple the circle between your hands to make it resemble leather. Thread a cord through the holes and pull up to form a pouch. Let your child search for five smooth stones to put into the pouch.

## ***Time Together for Family Devotions***

Verses to help your child understand this Bible lesson.

**Sunday:** Isaiah 12:2

**Monday:** II Timothy 1:7


**Tuesday:** Mark 9:23

**Wednesday:** Proverbs 3:5

**Thursday:** Jeremiah 17:7

**Friday:** Psalm 145:18

**Saturday:** Psalm 27:1



## ***Bible Text***



I Samuel 17:17-51  
Isaiah 26:3

## ***Memory Verse***

I will trust, and not be afraid: for the LORD JEHOVAH is my strength and my song. — Isaiah 12:2

# What's the Difference?

Look carefully at the pictures below. At first glance they may look alike but there are six things that are different in the two pictures. Can you find them?



Name: \_\_\_\_\_

# Preparing for This Bible Lesson

## ***Parent's Corner***

We are starting a unit on the life of one of the most well-known and loved Bible characters—David. Our study will begin with David as the young shepherd who was anointed to be the future king of Israel.

Your child will learn that David was chosen because God looked at his heart and recognized qualities there that would make him a good king. To visualize this thought with your child, help him draw a heart on a piece of paper. Provide him with magazines or newspapers, and let him look through these and find words which tell what might have been in David's heart. (If he cannot find whole words, let him cut out letters to form appropriate words.) Have him paste the words he finds inside the heart outline.

## ***Time Together for Family Devotions***

Verses to help your child understand this Bible lesson.

**Sunday:** I Samuel 16:7

**Monday:** Luke 12:2

**Tuesday:** Psalm 44:21

**Wednesday:** Psalm 33:13-15

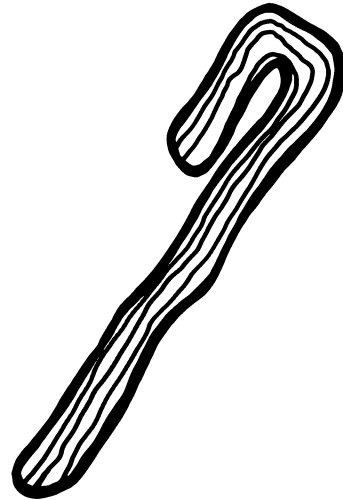
**Thursday:** Romans 8:27

**Friday:** II Timothy 2:19

**Saturday:** Proverbs 21:2

## ***Bible Text***

I Samuel 13:14; 16:4-13  
Acts 13:22



## ***Memory Verse***

Man looketh on the outward appearance, but the LORD looketh on the heart. — I Samuel 16:7

# Chosen by God

Samuel anointed David. That means Samuel poured oil on David's head to show that he was God's choice for king. Color the picture below.



Name: \_\_\_\_\_

# Preparing for This Bible Lesson

## ***Parent's Corner***

Developing a child's understanding of the fact that God loves him as an individual is one of the most important tasks facing parents and Sunday school teachers. It is vital that the child realizes he is special to God and that God knows all about him.

Use a stamp pad to help your child make a set of his own fingerprints on a sheet of paper. Look at the fingerprints through a magnifying glass, and compare them with your own prints and those of others in your family. Draw his attention to the fact that no two are exactly alike. At the top of his paper, write the words, "I'm One of a Kind!" Let your child add features, arms and legs, or other details that will turn his fingerprints into unique animals or faces.

## ***Time Together for Family Devotions***

Verses to help your child understand this Bible lesson.

**Sunday:** Matthew 5:16

**Monday:** Job 31:4


**Tuesday:** Psalm 139:4

**Wednesday:** Psalm 48:14

**Thursday:** II Samuel 22:33

**Friday:** John 15:16

**Saturday:** John 15:8



## ***Bible Text***

Psalm 139:1-5

Matthew 5:14-16

## ***Memory Verse***

Let your light so shine before men, that they may see your good works, and glorify your Father which is in heaven. — Matthew 5:16

# Everyone is Special

Write in the names of people and songs of your choice. Your list will be different from the other students' because God made each one special. God has a plan for you.

The worksheet features three hand-drawn shapes for writing:

- Heart:** A heart shape with three horizontal lines inside. Below the lines is the text "People I love:". The heart is held by a hand.
- Hand:** A hand shape with three horizontal lines inside. Below the lines is the text "People I pray for:". The hand is holding a heart.
- Foot:** A foot shape with three horizontal lines inside. Below the lines is the text "Favorite Sunday school songs I sing:". The foot is holding a heart.

Name: \_\_\_\_\_

# Preparing for This Bible Lesson

## ***Parent's Corner***

The emphasis of this lesson is on God's creation of man. Your child will be learning that man was created to praise and glorify God, and that God gave man dominion over all the rest of His creation.

Discuss with your child the fact that, although the animals and plants God made were beautiful, they were not able to commune with God or to worship and praise Him. So He created man with that special purpose in mind.

Let your child make a "People Mosaic" this week. Have him cut pictures of people from catalogs and magazines and glue them onto a background. Beside each figure, help him draw a speech balloon and the words "I can praise God by \_\_\_\_\_," letting him fill in the blank space.

## ***Time Together for Family Devotions***

Verses to help your child understand this Bible lesson.

**Sunday:** Psalm 148:5

**Monday:** Genesis 1:26


**Tuesday:** Psalm 92:1

**Wednesday:** Genesis 9:2

**Thursday:** Psalm 96:4,5

**Friday:** Psalm 107:8

**Saturday:** Psalm 8:6-8



## ***Bible Text***





Genesis 1:26-31; Psalm 8:4-9  
Isaiah 43:6,7,21

## ***Memory Verse***

Let them praise the name of the LORD: for he commanded, and they were created. — Psalm 148:5



# What's in a Name?

God told Adam to name all the animals. Draw a line from each animal below to its name.



COW  
BEAR  
LION

GOAT  
TURTLE  
ELEPHANT



Name: \_\_\_\_\_

# Preparing for This Bible Lesson

## ***Parent's Corner***

An awareness of the beautiful world God created for us to enjoy is something that should be developed in each child. This lesson is about God's creation of the plants and animals. Now would be a good time for you to help your child become more observant of God's creation's in the world around us.

Make some nature lists together. Have your child name as many kinds of dogs as he can think of. Or let him name all the names of flowers or birds that he knows.

For a hands-on activity this week, let your child make a punch-dot mosaic. Have him draw a simple outline of a butterfly or flower on a piece of paper, and then fill in the outline by gluing on dots punched from various colors of paper.

## ***Time Together for Family Devotions***

Verses to help your child understand this Bible lesson.

**Sunday:** Revelation 4:11

**Monday:** Genesis 2:9


**Tuesday:** Genesis 2:19

**Wednesday:** Genesis 9:3

**Thursday:** John 1:3

**Friday:** Nehemiah 9:6

**Saturday:** Psalm 50:10,11



## ***Bible Text***

Genesis 1:9-13,20-25

## ***Memory Verse***

Thou hast created all things, and for thy pleasure they are and were created. — Revelation 4:11

# Can You Find Them?

God made everything. Find the turtle, ladybug, butterfly, bird, snail, fish, and six flowers that are hidden in the picture below.



Name: \_\_\_\_\_

# Preparing for This Bible Lesson

## ***Parent's Corner***

We are starting a new unit titled, "The Bible Tells Me Why." This series of lessons will deal with the subject of the Creation, and our first lesson will be about God forming the universe. During class time your child will learn that the universe was created to declare the glory of God and to reveal His power.

As you discuss with your child the different things that make up our universe—the sky, the sun, the stars, the moon—suggest to him that he might like to make a sun catcher to remind him of the things God has made for our enjoyment. Begin by dipping a length of craft cord into white craft glue. On a piece of waxed paper or plastic wrap, shape the drenched cord into a simple shape representative of something in the universe, such as a star, and let it dry. Peel the shape from the paper and coat the backside of the shape with glue. Lay the shape on a piece of brightly colored tissue paper, and allow it to dry. Cut away excess paper from the shape and glue a thread loop hanger to the shape. Display your child's creation in a sunny window.

## ***Time Together for Family Devotions***

Verses to help your child understand this Bible lesson.

**Sunday:** Psalm 19:1

**Monday:** Genesis 1:1


**Tuesday:** Colossians 1:16

**Wednesday:** Psalm 148:5

**Thursday:** Acts 4:24

**Friday:** Hebrews 11:3

**Saturday:** Revelation 10:6



## ***Bible Text***

Genesis 1:1-8,14-19


Revelation 4:11

## ***Memory Verse***

The heavens declare the glory of God; and the firmament sheweth his handywork. — Psalm 19:1

# Travel Through Space

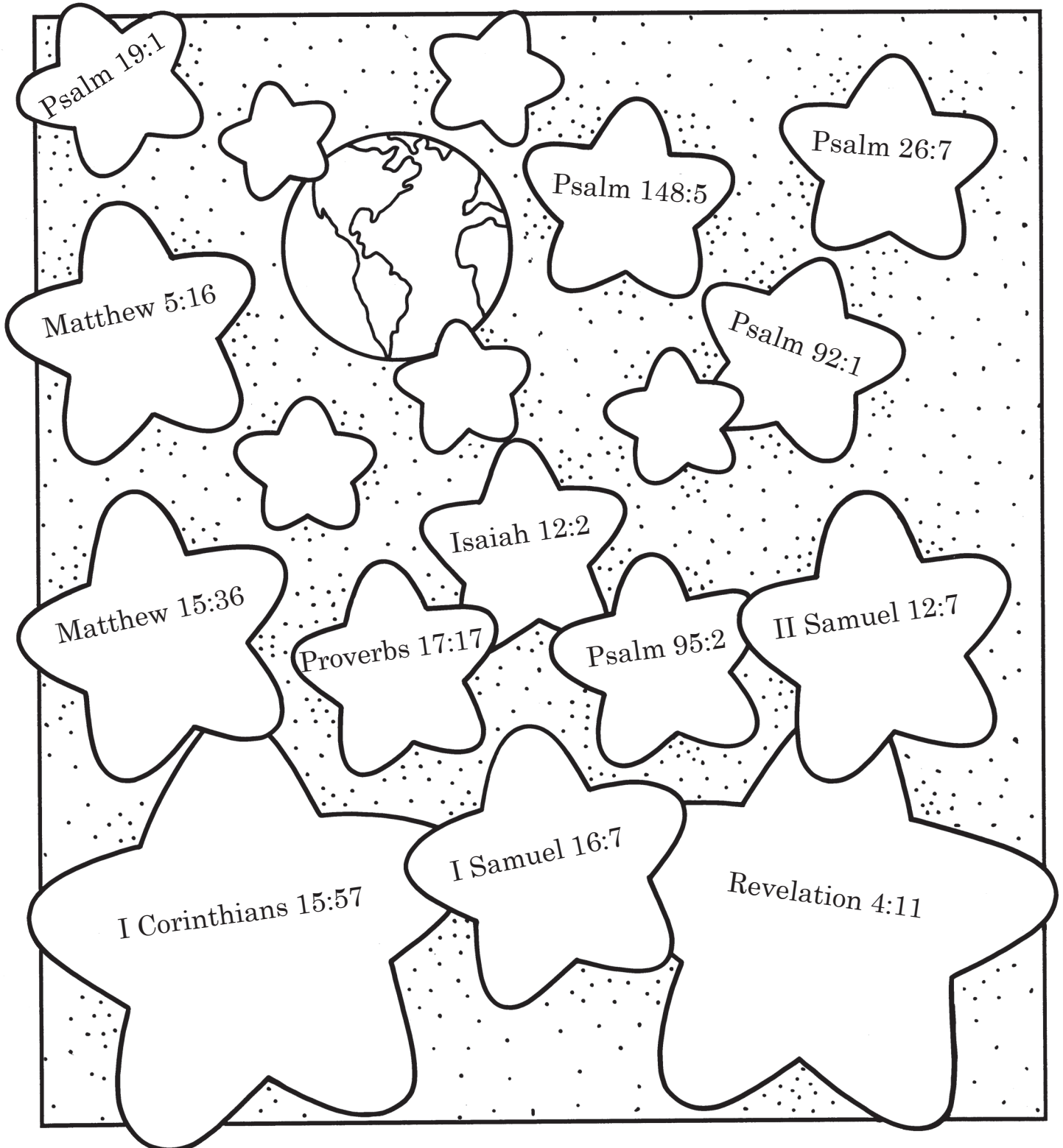
Find your way through space. Start at the moon and follow through the maze until you reach the sun.



Name: \_\_\_\_\_

# Bible Memory Verses

Pretend you are an astronaut, way up in space. How different the earth and stars—all God's creation—would look. Color the stars as you learn each memory verse.



Student's Name \_\_\_\_\_

Teacher's Name \_\_\_\_\_

A Bible lesson and activity handout  
for use at home and church.

## **Apostolic Faith Church**

5414 SE Duke Street  
Portland, Oregon 97206-6842, U.S.A.

[www.apostolicfaith.org](http://www.apostolicfaith.org)

*PRINTED IN THE U.S.A.*