

PRIMARY PAWS

Units 16,17,18

God really loves us. He sent us a special Gift, His Son, Jesus.

God also told us how to get along with each other.

This winter we'll learn about how to be a Christian so we will be ready to see Jesus when He comes.



Table of Contents

Note: At times, the lessons are taught out of sequence to coincide with holidays. See the accompanying datesheet for the current lesson schedule, which is also available online at www.apostolicfaith.org.

Lesson 16a	An Amazing Message	Matthew 1:18-25; Luke 1:26-38
Lesson 16b	Telling the Wonderful News	Luke 2:8-20
Lesson 16c.....	Born in Bethlehem	Luke 2:1-7
Lesson 16d	Led by the Star	Matthew 2:1-12
Lesson 17a	Karen's Question	Exodus 20:1-11
Lesson 17b	Good Words.....	Exodus 20:7,16; Psalm 34:1-6
Lesson 17c.....	Learning a Lesson	Exodus 20:15,17; I Timothy 6:6-8
Lesson 17d	Headed for Trouble	Exodus 20:12; Ephesians 6:1-3; Titus 3:1; Hebrews 13:17
Lesson 18a	A Broken Heart	Romans 5:12; Genesis 3:1-6; Psalm 38:18
Lesson 18b	Jesus Loves Me.....	John 19:16-18,31-34; Romans 5:8-9
Lesson 18c.....	A Brand-New Creation.....	John 3:1-7,16-17
Lesson 18d	Travis Works for Jesus	II Timothy 2:1-4; 3:14-15
Lesson 18e	Angela's Picture.....	John 14:2-3; Revelation 21:10-12,18-23

Booklet Instructions

Remove the staples and cover sheet. Then use one lesson sheet each week.

Primary Pals

(USPS 757-530)

Units 16,17,18

Apostolic Faith Church

5414 SE Duke Street

Portland, Oregon 97206, U.S.A.

Primary Pals is an official publication of the Apostolic Faith Church, and is published quarterly. Periodicals postage is paid at Portland, Oregon.

POSTMASTER: Send address change to
APOSTOLIC FAITH CHURCH
5414 SE Duke Street
Portland, Oregon 97206, U.S.A.

Dear Parents,

The Christmas season is approaching, and we are looking forward to sharing the holiday season with your child. This is a very special time of year for children, and we want to do all we can to encourage their understanding of what it is all about.

We will cover the various events that are a part of the Christmas story, beginning with the angel's appearing to Mary and Joseph to announce the coming birth of the Baby Jesus, and concluding with the visit of the Wise Men.

There are four lessons which focus on some of God's Commandments that the children will be able to relate to: honoring God, being careful in speech, not coveting or stealing, and being obedient.

During this quarter we will also cover God's plan for the salvation of man. We will teach it by tying it to five symbolic colors which your child will learn to use as memory aids. You can help reinforce your child's learning experiences by following the suggestions given in the Parent's Corner of each week's take-home paper.

Apostolic Faith Teaching Staff

PRIMMARY

PLANS



An Amazing Message

Mary gasped in fear as a bright light filled the small room. Before her stood a shining angel whose face was filled with love. Mary fell to her knees and bowed her head.

"Do not be afraid, Mary. I am Gabriel. God has sent me."

Mary's heart pounded as she asked, "Why did God send you here?"

"I have a very special message for you," answered Gabriel.

Mary was speechless. I must be dreaming, she thought. She rubbed her eyes to see if she was really awake. Gabriel was still there, his glory shining even brighter. Mary

looked at him in awe, then whispered, "Oh! What message could God possibly have for me?"

"Mary, God is very pleased with you. He has chosen you to have a special Baby. You will call Him Jesus."

Mary's eyes widened and her voice trembled as she asked, "How can this be? I do not understand."

Gabriel said, "God can do anything, Mary. This baby is God's Son."

Mary's heart beat faster. Then the angel was gone and she was alone . . . alone to think about the amazing message the angel had given to her.

* * * * *

Joseph lay upon his bed, troubled thoughts tumbling through his mind. He wondered about the news Mary had given to him. Should he and Mary still get married? What should he do? He turned restlessly and, as he fell asleep, he drew the blanket closer about him.

While he slept, God sent him a special dream. An angel said, "Don't be afraid, Joseph. Everything Mary told you is true! The Baby is really


from God—He is God's Son. You are to name Him Jesus because He will save people from their sins. He is God's Gift of love to the whole world."

When Joseph awoke he felt peaceful. All his doubts were gone, and his heart was full of God's love. He had received the message also. And it was true!

Joseph and Mary were happy that God had chosen them to be the parents of His Son, Jesus.

Hidden Words

Find and circle the words hidden in the puzzle below.



J	O	S	E	P	H	K	G	N
A	E	W	K	S	C	A	O	A
O	G	S	O	A	J	N	D	Z
M	J	N	U	H	N	G	B	A
G	A	E	A	S	C	E	U	R
L	Y	R	H	L	F	L	P	E
H	O	L	Y	G	H	O	S	T
A	R	T	E	D	V	F	M	H
D	G	A	B	R	I	E	L	A

PRIMARY PAIRS



Telling the Wonderful News

The night sky was suddenly filled with a shining light! The shepherds on the hillside were afraid and wondered what was happening. Then an angel appeared before them. The angel spoke to them and said, "Don't be afraid. I have good news for you. A Savior has been born in Bethlehem. You will find the newborn Baby lying in a manger."

All at once the sky was filled with many angels. They were all praising and glorifying God. Their wonderful message was of peace to the people of the world. Oh, what a beautiful sight!

Then, just as suddenly as they had

appeared, the angels were gone and the sky was dark. The night was quiet again.

The shepherds looked at one another. Then they began to speak and say, "This is wonderful news. Let's go to Bethlehem at once. We must see the newborn Savior. Let's go now!"

They left the hillside and traveled to the town of Bethlehem. Very soon they found the stable where Mary and Joseph had stopped for the night. And there, lying in the manger, was Jesus. The shepherds were so happy. Many years ago God had promised to send a Savior. Now, at last, He was here.


Jesus was born! And He was wrapped in special baby clothes just as the angel had told them.

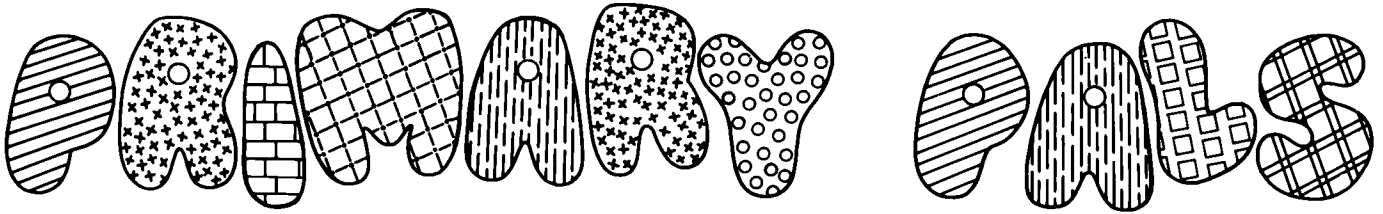
Now that the shepherds had seen Baby Jesus they wanted everyone to know this good news. They left the stable and went about in the town of Bethlehem telling people that the Savior had been born. They were so excited. Everyone was amazed and filled with wonder at what the shepherds told them. This was wonderful news.

The shepherds told many people the news of Jesus' birth. Then they returned to the hillside where they had left their sheep. They were glorifying God because all that the angel had told them was true. Jesus had been born! They praised God because He had sent the promised Savior to the world. God had sent Jesus to earth and these shepherds had seen Him with their own eyes. What a thrilling night this had been. They would never forget it!

Which Way?

The angels told the shepherds that Jesus was born. Help the angels find their way through the maze to the shepherds. Then help the shepherds find their way to the manger.





Born in Bethlehem

Mary cuddled Jesus in her arms. He was such a precious little Baby and she loved Him so much. She thanked God over and over again that she was chosen to be the mother of His Son.

As she held her new Baby, she thought back over the few days before He was born. First, there was the announcement that they would have to go to Bethlehem to pay their taxes. Then, there was the long journey. She had been so tired. Yet she smiled as she thought of how Joseph had worried so much about her.

* * * * *

“Mary, would you like to stop and

rest?” Joseph asked. “I know how tired you must be.”

“No, Joseph. I’ll be fine. I know you want to stay in Bethlehem tonight. Is it much farther?”

“A little farther, my dear. We should be there before dark,” he replied.

“Oh, I’m so glad,” sighed Mary.

The journey had been long and hard. Many travelers had passed them today. Silently, Mary sat on the donkey, thinking of the Child soon to be born.

“There’s the city now,” shouted someone, pointing excitedly. In the distance was the town of Bethlehem.

“Joseph,” Mary cried, “look at all the people! The city is so crowded! Will we be able to find a place to stay?”

Joseph squeezed her hand. “God will provide shelter for us tonight. Come, I will ask the watchman at the city gate.”

Pushing his way through the crowd, Joseph spoke to the keeper of the gate. “Sir, do you know of a place where my wife and I could stay tonight?”

The keeper answered him rudely, “Sir, are you crazy or blind? There is not a room left in the city. You had best go up on yonder hill and camp.”

Joseph looked at Mary with concern. “Come, let us go on into the city. I will ask for a room myself.”

Each inn they came to was full.

Joseph prayed silently to God for help.

“Sir,” he said as he hurried to yet another innkeeper’s door, “do you have a room for my wife?”

The innkeeper shook his head sadly. “No, I’m sorry. My inn is completely full, but . . .”

* * * * *

Mary remembered how thankful they were when the innkeeper told them, “We have a shelter with a manger where we keep a few animals. It’s not fancy, but it’s warm. Would you like to stay there?”

It was there that this precious Baby was born. Looking down into His tiny face, Mary whispered, “Jesus, I’m so glad God sent You to live with us and be our little boy.”

God Sent Jesus

Why did God send His Son to earth? Use the code and write the answer on the lines above the numbers. In the empty box draw a picture of Jesus.

CODE

1 = D
2 = E
3 = G
4 = L
5 = O
6 = S
7 = U
8 = V

3

5

1

4

5

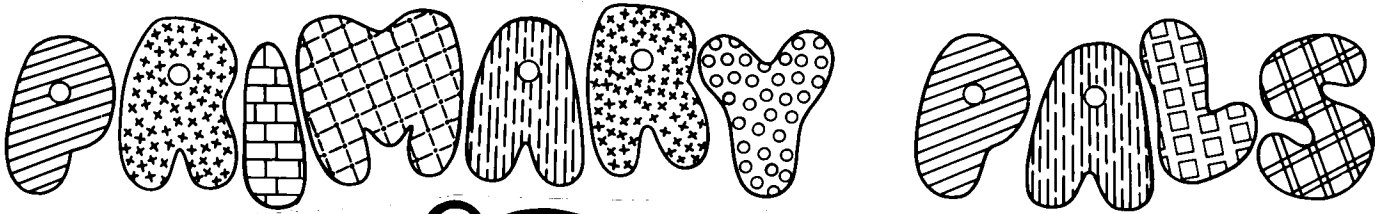
8

2

6

7

6



Led by the Star

King Herod sat upon his throne in Jerusalem, thinking about the news his messengers had given to him. Hmmm . . . Wise Men from the East? Seeking to find the One who was born to be the King of the Jews? I wonder what this can mean? Frowning, he thought, I'm the king. No one shall take the throne from me!

He rubbed his hands together thoughtfully. I will speak to the chief priests and scribes. Quickly, he commanded them to come before him. He asked where Christ was to be born.

One of the scribes stepped forward and began to read, "He is to be born in

Bethlehem in the land of Judaea." The king accepted his answer.

The more Herod thought about another king's being born, the more angry he became. A plan began to form in his mind.

Soon the Wise Men entered, bowing before King Herod. Their splendor impressed him. He stood and said, "Welcome to my kingdom. I have been told you are following a star that will lead you to a king. Tell me about it."

They told him, "We saw the star in the east and have been traveling for a long time. This star is to lead us to the King of the Jews. Can you tell us

where to find Him? We will travel even farther just to find the new King. We have come to worship Him.”

“The Scriptures read that the Child you are seeking shall be born in the city of Bethlehem,” replied the king. “I have only one request. When you find Him, bring me word so I may worship Him also.”

The Wise Men thanked the king and departed. Mounting their camels, they headed out of the city in the direction of Bethlehem. That night the special star which had led them from their homeland appeared again. It seemed to grow brighter and much bigger as they neared Bethlehem. With wonder


and excitement the Wise Men hurried along the road.


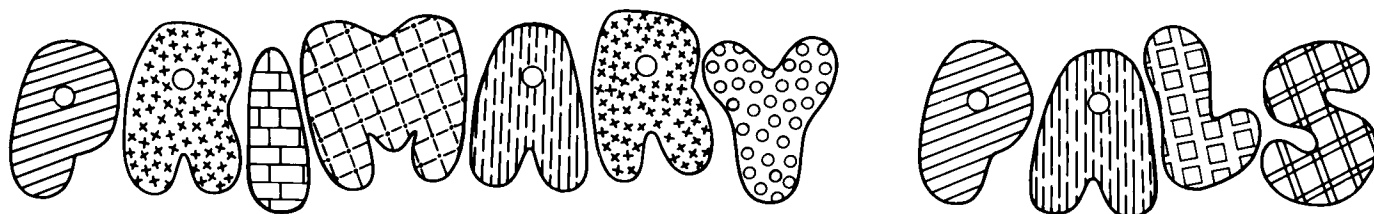
In time, the lights of Bethlehem appeared. When the Wise Men entered the city they found Joseph, Mary, and Jesus. Joy and happiness filled their hearts—they had found the Messiah! They bowed down and worshiped Him, and gave Him precious gifts of gold, frankincense, and myrrh.

As the Wise Men slept that night, God warned them in a dream not to return to King Herod. God knew that Herod did not plan to worship Jesus, but to hurt Him. The Wise Men obeyed and returned home by a different way.

Follow the Star

Help the Wise Men find their way through the maze as they follow the star to find baby Jesus.





Karen's Question

It was Sunday morning. Karen put on her best dress. She combed her hair carefully, adding a blue satin ribbon that matched her dress.

"Are you ready?" called her mother from the front porch. "It's time to go."

"Just a minute, Mom," Karen answered, "I want to tell Ted goodbye and then I'll be right out."

Karen found her big brother sitting in the living room reading the newspaper. He still had on his pajamas and robe, and was reading the sports page. As Karen entered, he let the paper drop to his lap.

"Good morning, Karen," he grinned.

"You sure look pretty today."

"Thanks, Ted." Karen returned the smile. "I wish you were coming with us to Sunday school and church. You used to go with us all the time before you went away to college."

"No, you go ahead. I'm staying home," Ted replied.

"Please, Ted . . ." Karen started.

"No, Karen," Ted interrupted. "You go your way and I'll go mine." Then he began reading the paper again.

"Which way are you going?" his little sister asked. "Today is Sunday, the day God set aside for us to worship Him."

Ted grunted, but did not answer.

Karen left after telling Ted goodbye, but the question she had asked remained with him. Which way am I going? Ted asked himself.

It had been a long time since Ted had even thought about obeying God's Commandments. He had let other things such as parties and friends and having a good time take first place in his life. He had stopped doing the things that pleased and honored God.

As he thought about the way he was going, he knew that it was the wrong way.

My little sister is way ahead of me, he thought. Even though I am twelve years older than Karen, she is doing what is right and I'm not. I should be going with her to church and living the way God says we should live.

Ted bowed his head and prayed, "Dear God, I'm tired of going my own way. Please help me to go Your way."

What Does It Mean?

Draw a line from each Commandment to its meaning.

COMMANDMENTS

1. Thou shalt have no other gods before me.
2. Thou shalt not make unto thee any graven image.
3. Thou shalt not take the name of the LORD thy God in vain.
4. Remember the sabbath day, to keep it holy.

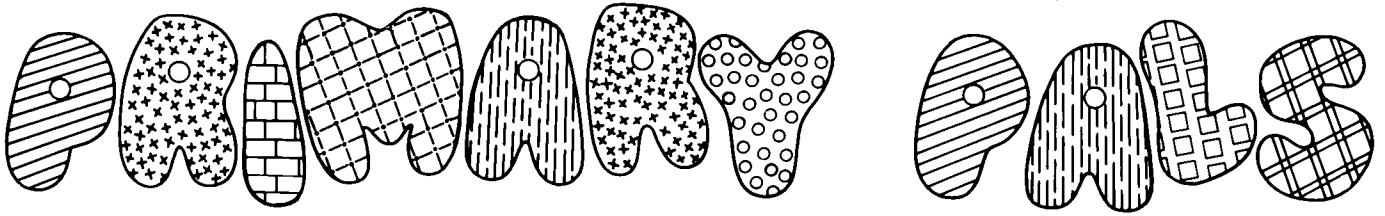
MEANINGS

Don't pray to idols.

Keep the Lord's day a special day for God.

Worship God and no one else.

Honor God's name — don't swear!



Good Words

“Mmmmmm,” was the only sound that Ginny could make when she came into the house after school.

“What’s the matter with you?” asked her mother as she walked into the kitchen. Then she saw that Ginny’s mouth was covered with a piece of tape. “I suppose you have a good reason for the tape over your mouth,” said her mother. “But you will need to take it off to eat your snack.”

Ginny carefully peeled the tape off and asked, “Aren’t you going to ask me why the tape was on my mouth, Mommy?”

“OK, Ginny. Why was the tape on

your mouth?” asked her mother.

Ginny sat down at the table and said, “Well, Peter Jones was being really bad at school today. If anyone even said, ‘Hello,’ to him, he would say bad things to them. And he told some lies about Julie and almost got her into trouble. Finally, the teacher sent him to the principal’s office. I don’t know what made him act like that.”

When Ginny finished telling about Peter, her mother said, “Well that still doesn’t explain why you had tape on your mouth.”

Ginny looked embarrassed and said, “Peter was being so bad, Mommy, that

I wanted to just yell at him and tell him to stop. But I knew that was not what Jesus would want me to do. It was hard to keep from saying anything, so I took a piece of tape and put it on my mouth."

Her mother laughed and said, "Ginny, you're so funny. I guess tape over the mouth might make a person stop and think before he said anything. But God gives us a better way of remembering what words we should say. First of all, God tells us we must love Him with all our hearts. If we do that we will be able to obey everything else that is in His Word."

"The Bible says we shouldn't tell lies, Mommy. But what else does it say about bad words?" Ginny asked.

"It tells us that we must not use


God's name in a bad or silly way. We should always give special honor to God's name," answered her mother. "The Bible also tells us not to say evil or bad things about people.

"I'm so sorry that Peter had such an awful day. We'll pray for him," continued her mother. "But we need to ask Jesus to keep us from saying wrong things too. The devil tries to make people, especially people who love Jesus, say naughty things. He wants us to gossip, and lie, and say bad things. But Jesus loves us and He will help us to say good things.

"There is even a verse in the Bible that says, 'I will bless the LORD at all times.' It is hard to say bad things aloud if we are saying good things to Jesus in our hearts."

Hidden Words

The six words on the list are good things we can do and say for God. Find and circle the words hidden in the puzzle below.



PRIMARY PAIRS



Learning a Lesson

It was a sunny Saturday afternoon. Ruthie was bored.

“Let’s go to the zoo,” she suggested to her two smaller brothers. “We can ask Mom if she will walk up there with us.”

It was fun living so close to the big park and zoo. It took only ten minutes to walk there from home. Soon, Ruthie, Brian, and Stevie arrived at the zoo. They each ran to watch a favorite animal. Stevie liked the otter best. Ruthie enjoyed watching the tiny groundhogs going in and out of their network of tunnels. They could disappear so fast and then suddenly

appear at the other side of their small mound.

“Look over here!” exclaimed Brian. He was standing by Bill’s cage. Bill was Brian’s favorite animal, an ornery old chimpanzee who was always grumpy.

The three children watched as the zookeeper fed the old animal and the other chimp who shared the cage. He put the food on the floor of the big cage. Bill acted like he was afraid that the other chimp would get part of the food. Bill grabbed as much as he could as fast as he could. He stuffed an apple into his mouth, jammed two

bananas under one arm and a big bunch of carrots under the other. Then he ran over to the food by the other chimp and grabbed a loaf of bread with one hand. Just as he was about to pick up a bunch of grapes with the other, he noticed a piece of lettuce the other chimp was holding. The greedy animal snatched the lettuce, slapping it on the top of his head. Then he picked up the grapes and ran to the corner of his cage, starting to eat even while he ran.

How the children laughed!

“Look at him,” said Ruthie. “He is so selfish he can’t even enjoy eating, his mouth is so full. He just had to have it

all, even the food that belonged to the other chimp in there!”

Just then Mom came over to where the children were. They pointed to old Bill sitting alone in the corner, looking around to see if there was any more food he could grab. “Look how unhappy Bill is,” said Ruthie. “That’s a good example of coveting. He wants things only for himself.”

“That’s right,” said Mom. “And if you ever think that in order to be happy you must have something that isn’t yours, just remember old Bill. Jesus teaches us that we must be content with what we have. Let’s learn a lesson from this greedy old chimp!”

Crossword

Read the sentences below and choose the correct word from the list. Write each word in the correct place on the grid.


DOWN


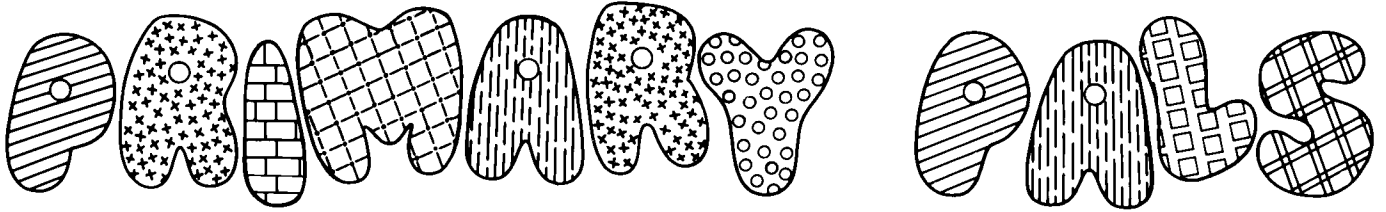
1. To want things that are not yours.
2. A joyful feeling.

ACROSS

3. To take things without paying for them.
4. To do what you are told.

OBEY
COVET
HAPPY
STEAL





Headed for Trouble

Tom and Joey were in a big hurry. They quickly loaded their backpacks, jumped onto their bikes, and pedaled off down the road toward the school where they were to meet for their Boy Scout hike.

Tom's mother called to them as they rode away, "Tom, remember what your father said. No shortcuts through the parking lots and be careful crossing streets."

Tom just smiled and waved to her.

When the boys came to the grocery store, Tom called out, "Come on, Joey! I'm going to take a shortcut right through this parking lot."

"But your mom just said not to," Joey shouted. He was also thinking of the Bike Safety class they had taken. "Tom, remember to watch out for cars! People in parking lots never look out for us."

Tom looked back at Joey with a big grin on his face. "Just watch me! I'm going so fast, they'll never know I was here."

Joey could still hear the voice of his father telling him to never be in such a hurry as to break the law. Nothing is that important.

"Look out, Tom!" Joey warned. Tom looked up just in time to swerve

around a man who was walking to his car with a big bag of groceries in his arms.

"Hey, Kid, slow down!" the man yelled.

Tom just laughed and yelled back, "Take it easy, Old-timer."

By this time, Joey felt awful. He tried hard to catch up with Tom but it was useless. Joey breathed a prayer, "Please, Lord, help Tom. He's headed for trouble."

Joey rounded the corner just in time to see Tom up ahead, crossing a busy street. He wasn't even taking the time to look both ways before he crossed.

CRASH! Tom had ridden his bike right in front of a car.

"O Lord, please help Tom to be all right," prayed Joey. He jumped off his bike and ran over to Tom.


"Oh," moaned Tom, "Joey, I think my arm's broken."


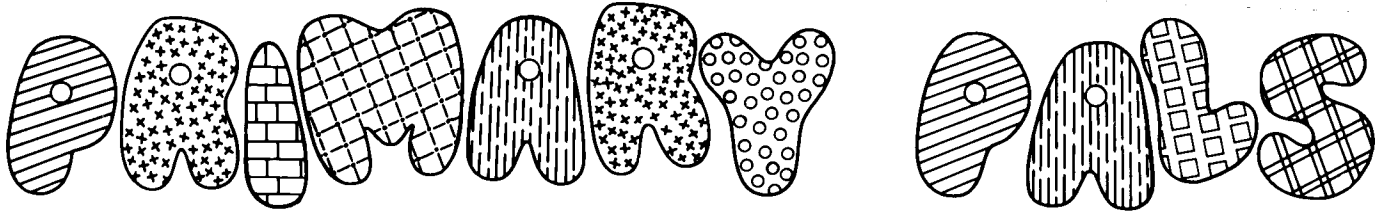
"Hey, Kid, are you all right?" asked the driver of the car. "I didn't even see you until you drove that bike right in front of me. You need to be taught some safety laws!"

Tom groaned, "I know all the safety laws, I just wasn't taking the time to obey them. Now I wish I had. I also wish I had obeyed Mom!"

A Good Rule

One of God's main rules is to show respect to our parents and other people in authority. There is another word for that. Find out what it is by coloring the spaces that have a dot inside.





A Broken Heart

Julie and Tara had volunteered to stay after Sunday school to help Mrs. Evans, their teacher, decorate the classroom. First they took down the cutouts of snowflakes and other wintertime decorations, setting them neatly on the table. After Mrs. Evans rummaged around a bit in a cupboard, she came over to the table with a big box in her arms and put it down.

"It will sure be nice to put these winter things away and hang up some springtime decorations," said Mrs. Evans, smiling at the girls. "I know spring doesn't really come until next month. But after all the ice and snow

we've had, I'm really looking forward to seeing the trees budding and the sun shining!"

"What do you have in the box?" Tara asked.

"The Garden of Eden," Mrs. Evans opened the box and very carefully eased the miniature garden onto the table.

"Oh, how neat!" Julie exclaimed in delight as she and Tara examined Mrs. Evans' creation. She had made tiny trees and flowers, little lambs out of cotton, and a pond with miniature ducks on it. There were even dolls representing Adam and Eve! And

right in the center of the garden was a red heart.

"What is that heart doing there?" Tara wondered aloud, looking at it curiously.

Mrs. Evans smiled at her. "Touch it," she said.

Tara gave a questioning look, but when her teacher nodded she reached out and touched the heart. To her amazement it fell apart!

"It broke!" Tara turned to her teacher. "Oh, Mrs. Evans, I'm sorry!"

"No, no, don't worry Tara." Mrs. Evans hugged the girl. "It's supposed to break."

"But, why?" Julie wanted to know.

"Because it represents God's heart,"


Mrs. Evans said as she put the pieces together again. "You see, God loved Adam and Eve with all His heart. He made Adam in His own image. Then, when they sinned and went against the things God had taught them, it broke His heart."

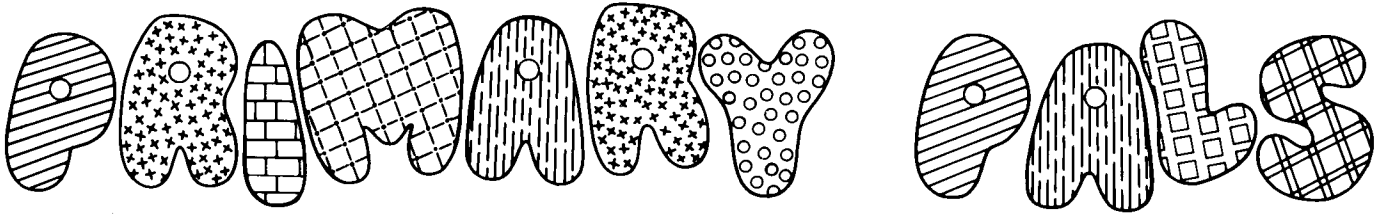
"That's so sad," Tara sighed.

"Yes, it was sad for them. But our lives can have a happy ending," Mrs. Evans told the girls as she set the rebuilt heart back into the garden. "It hurts Jesus when we sin. But, if we pray to Him and tell Him we're sorry for our sins, just as Tara told me she was sorry for breaking the heart, it makes Jesus happy. And our hearts are happy too!"

Hidden Words

Find and circle the words hidden in the puzzle below.





Jesus Loves Me

Monica and her family had been having a wonderful time camping at Bear Lake for a few days. She and her brother had spent their time swimming, boating, and hiking through the woods. Evening was a time for sitting around the campfire, roasting hot dogs, and watching for shooting stars. Aunt Kathy would bring out her guitar, and the family would sing hymns and folk songs until time for bed. Then they'd crawl into their cozy sleeping bags and fall asleep listening to the sounds of owls hooting and crickets chirping.

One day Monica was helping her

mother and Aunt Kathy set out food on the picnic table. As she reached for a stack of paper plates, she accidentally hit the edge of the table and ran a splinter into her finger. She let out a piercing scream and grabbed her finger tightly. Aunt Kathy quickly wrapped a damp towel around Monica's hand and they sat down on a nearby stump.

"Oh, Aunt Kathy, my finger hurts. Hurry and get this splinter out. Please," cried Monica.

Aunt Kathy soon had the splinter out. As she wrapped Monica's hurt finger she said, "This bandage will

help to stop the bleeding and to keep the wound clean.”

“Thank you for helping,” said Monica. “That splinter really hurt.”

Later that night, as they were sitting around the campfire, Monica said, “My finger is feeling better now, Aunt Kathy.”

“I’m so glad,” replied Aunt Kathy. “You know, that started me thinking about when Jesus died. His hands were nailed to the cross. That little splinter hurt you very much and your finger bled a little bit. But just think of how Jesus must have hurt and bled.

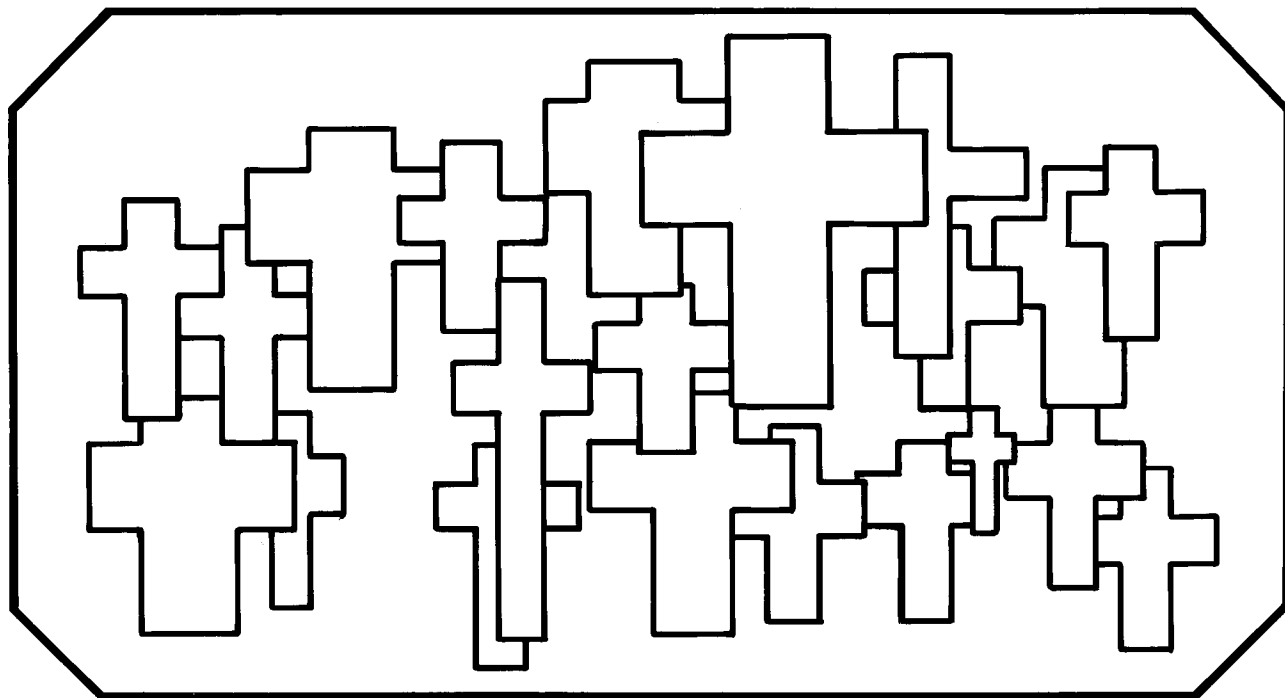
He was hurt so badly He died.

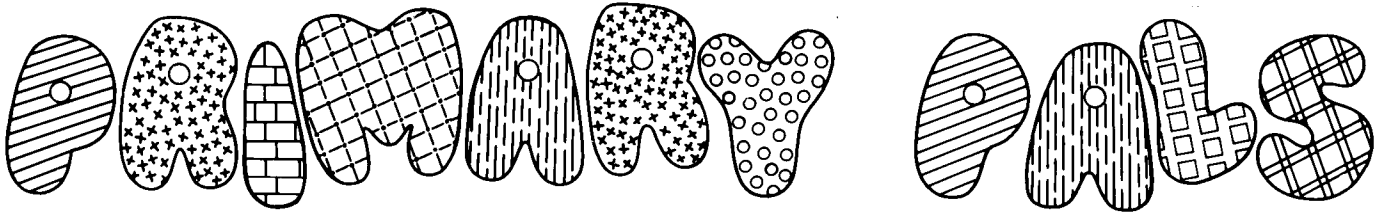
“You didn’t mean to hurt your finger, Monica, but you couldn’t help it,” Aunt Kathy continued. “Jesus could have stopped Himself from being hurt. But Jesus loved us so much He died for us. There is a verse in the Bible that says, ‘The blood of Jesus Christ his Son cleanseth us from all sin.’ That is the reason God sent Jesus to this world. Jesus was the only One who was good enough to die for our sins.”

“I’m so glad that Jesus loves me,” said Monica. “I love Him and want to see Him in Heaven someday.”

On a Cross

See if you can count how many crosses there are in the box below. Color them in the Wordless Book colors (black, red, white, green, and gold).





A Brand-New Creation

“Erica, come quickly,” Mrs. Lane called to her daughter. “I want to show you something!”

Erica jumped up from the puzzle she was putting together and raced into the backyard. She found her mother standing underneath a tree, staring at something hidden among the branches. Mrs. Lane smiled at her daughter, motioning for her to come closer.

“Look, Erica.” She pointed upward and Erica saw a small silken pod on a nearby branch. “It is a cocoon, and it’s opening up. Do you see where it’s beginning to come apart?”

Erica peered closely. “Yes! Yes, I see it! Oh, Mom, is there actually a butterfly inside of that cocoon?”

“There certainly is, and it’s working very hard to break out.”

They stood for a long time watching the butterfly struggling to free itself from the cocoon. Then Erica gasped with excitement as the butterfly came forth. She watched it cling to the branch as it moved its wings about. It was beautiful! Suddenly it flew away, free to go its way at last, a brand-new creation.

Erica couldn’t get over how pretty the butterfly was and the miracle of

its birth. “Just think, Mom, many days ago a little caterpillar wrapped himself inside a cocoon, and today he became a beautiful butterfly.”

“Butterflies always remind me of salvation,” Mrs. Lane said. “In the Bible, Jesus told Nicodemus he had to be born again if he wanted to go to Heaven. Just as that caterpillar shed his cocoon to be born a butterfly, we must ask God to forgive us and to take away our sin. When He does, we are born again! We are forgiven, and we are like new people in God’s eyes.”

“I know what that means, because Jesus did that for me when He saved me from my sins, didn’t He, Mom?”

“Yes, He did. I can remember that day so well.”

Erica smiled and said, “I remember too. I had been unhappy for such a long time. But when I told Jesus I was sorry for all the wrong things I had done, He forgave me. Now I’m free from sin, as free as that butterfly!”

“And isn’t that wonderful!” Mrs. Lane exclaimed, as they gave each other a big hug.

Jesus Makes Me Pure

Color the spaces to match the number code.

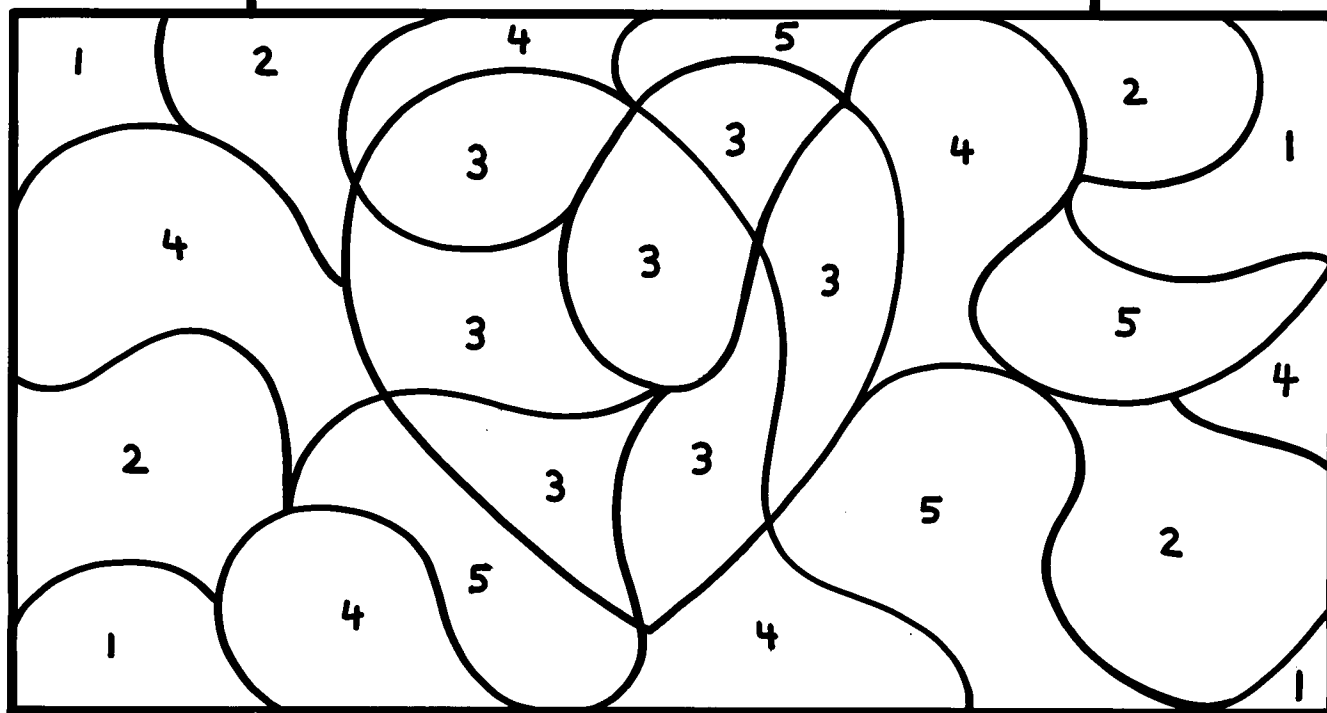
1 = Black


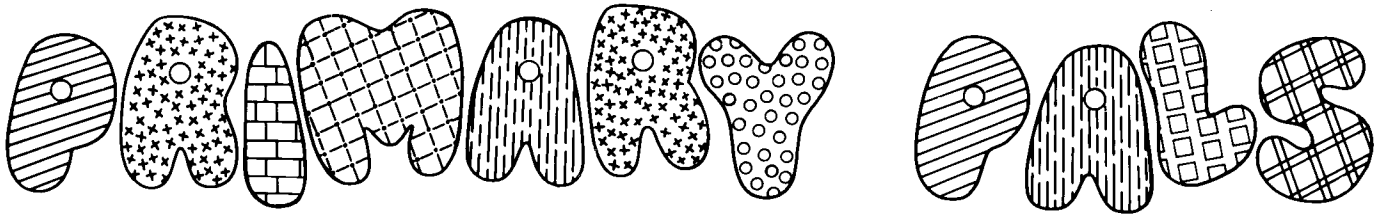
2 = Red

3 = White

4 = Green

5 = Gold





Travis Works for Jesus

“Boy, I sure had a neat thing happen at school today,” Travis said as he stabbed an olive and popped it into his mouth.

“What’s that, Son?” his father asked as he sipped his coffee.

“Well, there’s a kid in my class who is really awful. Josh is mean to everyone and swears and picks on all the little kids. Everybody hates him!”

“He does sound like he’s rather hard to get along with,” Travis’ mother said, smiling at him.

Travis nodded his head. “Today, though, my glue bottle spilled and I went into the restroom to wash my

hands. I heard someone crying, so I looked around the corner where the noise was coming from. It was Josh. I could hardly believe it! I mean, he’s so awful I didn’t think he knew how to cry!”

“That’s really sad,” his mother sighed, shaking her head. “Did you say anything to him?”

“I asked him what was wrong, but he acted like he was really mad, so I started to go away. Then I thought, What would Jesus do? So I went back over to him. I told him I was sorry he was feeling sad, but I wanted to help if I could. When he stopped crying he

told me he had found out just before coming to school that his mom and dad were getting divorced. His dad left this morning and said he wasn't coming back."

"The poor child! No wonder he's so troubled," Travis' father said.

"Josh told me he doesn't think anyone loves him at all. I told him I know Someone who loves him—Jesus. I said that Jesus loves him with all His heart."

"What did Josh think of that?" his mother asked.


Travis grinned. "That's the neat part! He said he didn't know anything about Jesus. He asked how I know so much about Him. I told him all about Sunday school and how I was saved. Now he wants to come too!"

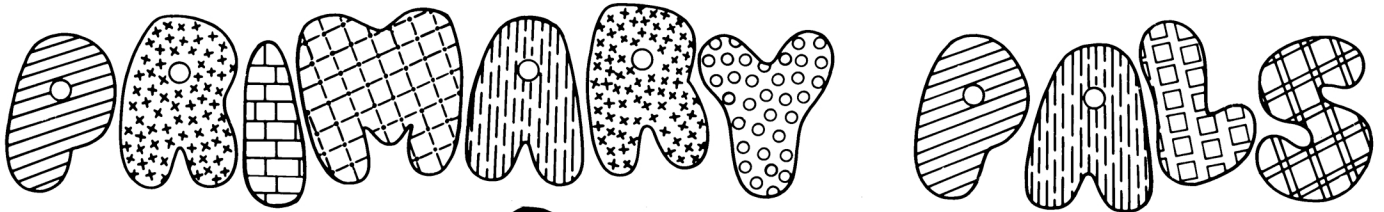
"How wonderful!"

"Yeah, it sure felt good to help him," Travis said, "and Jesus will help Josh too!"

Message

If you were to write a message to someone who doesn't know Jesus, what would you say? Write it on the lines below.





Angela's Picture

"Roses are red,
Violets are blue.
Jesus is coming
For me and for you."

Angela sang while she colored a picture. She was having fun visiting at her grandparents' house. Grandma was washing the lunch dishes and Angela was keeping her company.

"Where did you learn that song?" Grandma asked.

Angela looked up from her coloring and giggled. "Oh, I just made it up, Grandma. Do you like it?"

"It's very pretty, Angela," Grandma replied.

Angela continued to hum the tune of her little song as she worked on the picture she was coloring. When Grandma finished the dishes she dried her hands and sat down at the table.

"What a pretty picture of the world!" she exclaimed to Angela.

"Oh, no, Grandma, this is not the world I'm drawing. It's Heaven." Angela started pointing to different things in the picture. "Those are the streets of gold, and these are the gates of pearl. And there's God's Throne, and Jesus is there too. I'm going to draw some angels now," she said.

“Grandma, help me think of some other things that are in Heaven. I’m going to give this picture to my friend, Jodi. She’s never heard about what Heaven is like. And when I tell her that Jesus loves her and is preparing a beautiful place for her, maybe she will come to Sunday school with me. Then she can learn even more about Jesus.”

“Well,” said Grandma, “how about the beautiful River of Life? That will certainly be a wonderful thing to see.”

“Yes, it will,” Angela said. “That will look really good in my picture.”

Just then Grandpa walked into the kitchen. “What’s that you’re drawing Angela?” he asked. “It sure looks pretty.”

Angela smiled, “It’s Heaven. Grandma is helping me think of some


other things that I can add to this picture. You can help too, Grandpa.”

“I know something that will add a special touch to your picture,” Grandpa said. “It is the Lamb’s Book of Life. If you use a very fine pencil you can even write in some names.”

“That’s a good idea,” Grandma exclaimed. “Then you can tell your friend Jodi that when a person is saved, Jesus writes that name in the Lamb’s Book of Life. Someday Jesus is going to come back to earth again. He is going to come for all the people whose names are in His special Book. If your name and Jodi’s name and Grandpa’s name and my name are written in that Book, Jesus will take us to Heaven to live with Him forever.”

Prepared for Me

Write some of the things Jesus has in Heaven for those who love Him.



Preparing for This Bible Lesson

Parent's Corner

This lesson on Heaven concludes our unit in which we have used the colors black, white, red, green, and gold to outline God's plan of salvation. See if your child can tell you what each color represents.

To reinforce the themes taught by the colors, make a set of shapes from construction paper. Include a small and large square, rectangle, circle, and triangle from each of the five colors.

Let your child use these shapes to put together something symbolic of each of the lessons we have studied during the unit. Then let him explain to you what he has assembled.

Time Together for Family Devotions

Verses to help your child understand this Bible lesson.

SUNDAY: John 14:2

MONDAY: Hebrews 11:16


TUESDAY: Acts 1:11

WEDNESDAY: I Peter 1:4

THURSDAY: II Timothy 4:8

FRIDAY: II Corinthians 5:1

SATURDAY: Revelation 3:11



Bible Text

John 14:2,3
Revelation 21:10-12,18-23

Memory Verse

In my Father's house are many mansions: if it were not so, I would have told you. I go to prepare a place for you. — John 14:2

Jesus Will Come Again

Jesus is coming back someday! If we are ready we can go to Heaven and live with Him forever. Help the children through the cloud maze to Jesus.



Name: _____

Preparing for This Bible Lesson

Parent's Corner

This lesson deals with the importance of telling the good news of salvation to those around us. During this week, talk to your child about ways he can share Jesus with others. Ask him which of his friends may not know Jesus, and pray with him specifically for those friends each night at bedtime.

Help your child figure out different ways to share Jesus with his friends: inviting them to Sunday school, showing a Bible story book to a friend, giving the friend a lesson sheet or something he made in Sunday school, playing "church" with his friends, etc.

Perhaps he would enjoy creating a personal invitation for one of his friends. Supply him with paper, marking pens, and the necessary information regarding time and place and see what he comes up with!

Time Together for Family Devotions

Verses to help your child understand this Bible lesson.

SUNDAY: II Peter 3:18

MONDAY: James 5:20


TUESDAY: Matthew 4:19

WEDNESDAY: I Timothy 4:16

THURSDAY: Proverbs 11:30

FRIDAY: Daniel 12:3

SATURDAY: I Timothy 4:12



Bible Text

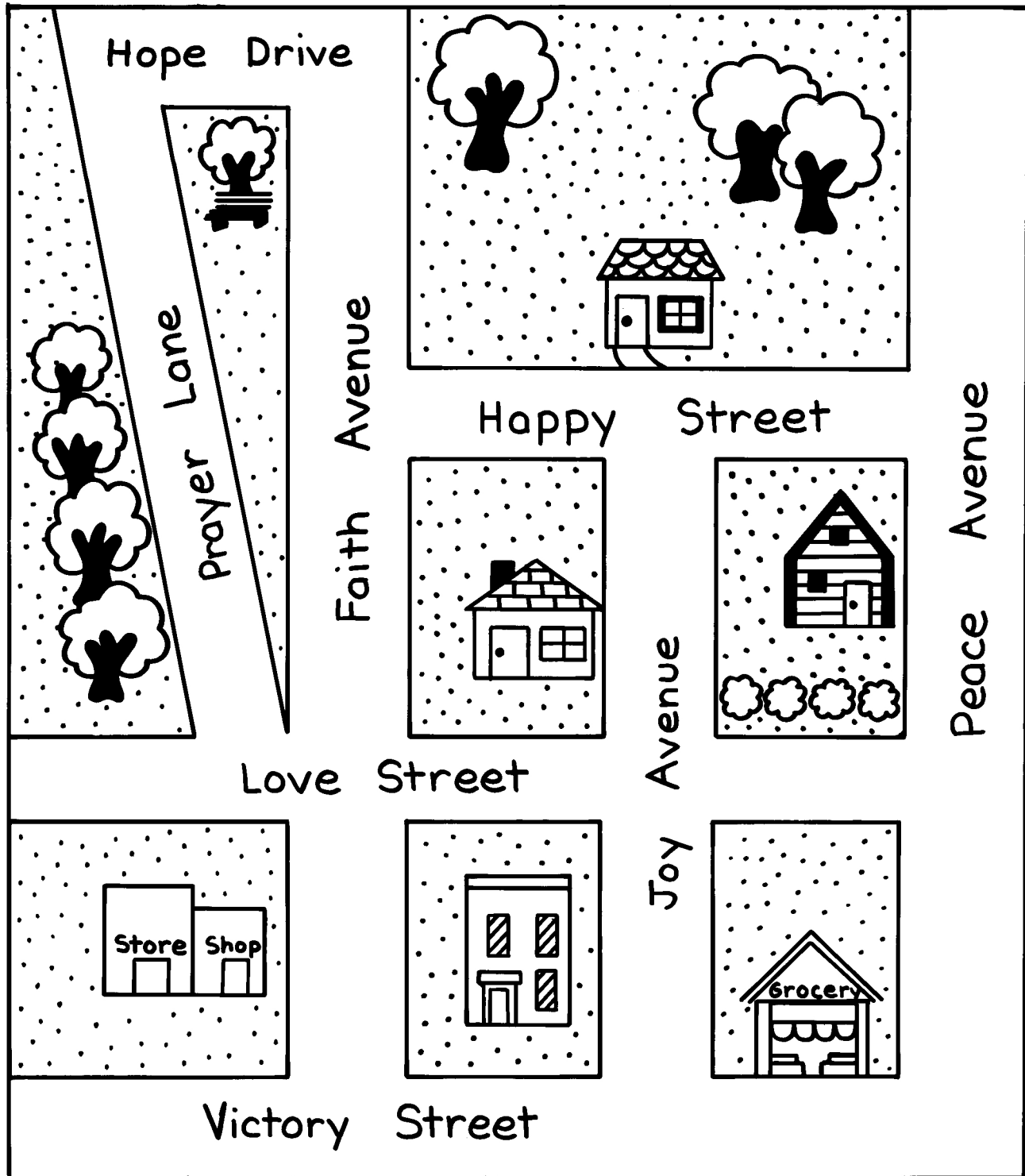
II Timothy 2:1-4; 3:14,15

Memory Verse

Grow in grace, and in the knowledge of our Lord and Saviour
Jesus Christ. — II Peter 3:18

Share Jesus' Word

Pretend you are taking a walk through the little town on the map. Walk your fingers through the streets. Each time you pass a house or a building or the park, think of someone you might meet and what you could tell him or her about Jesus.



Name: _____

Preparing for This Bible Lesson

Parent's Corner

As we continue studying God's plan for helping us to be ready for Heaven, we learn, in this lesson, about how our hearts can be made clean through the Blood of Jesus. As a project with your child this week, make a window-hanging which represents this thought.

Help your child cut a heart shape out of the center of a piece of black construction paper, leaving the outside intact. Then let him scrape bits of red crayon onto a 12" long piece of wax paper. Place another sheet of wax paper over the top. Place the sheets between old newspapers and use a hot iron to melt the wax paper and crayons together. Mount the wax paper behind the black frame.

The resulting heart will look very pretty hung in front of a window or where it will catch the light.

Time Together for Family Devotions

Verses to help your child understand this Bible lesson.

SUNDAY: Psalm 51:10

MONDAY: Jeremiah 29:13


TUESDAY: Psalm 119:9

WEDNESDAY: Psalm 119:2

THURSDAY: Matthew 5:8

FRIDAY: Psalm 119:34

SATURDAY: Proverbs 3:5



Bible Text

John 3:1-7,16,17


Memory Verse

Create in me a clean heart, O God. — Psalm 51:10

A New Heart


Draw a line from each of the pictures on the left to the pictures on the right that show the change Jesus makes in your heart when you love Him.

LYING



He did it!

FIGHTING



I don't like you!

BEING
SELFISH




You can't have any!

STEALING



Who took my doll?



We're friends.



Here is your doll.



I'm sorry. I did it.



Thank you for sharing.

Name: _____

Preparing for This Bible Lesson

Parent's Corner

The story of how Jesus died on the Cross is one of the most moving events recorded in the Bible and is the focal point of this lesson. We want to emphasize to your child how much Jesus loved us, and that He was willing to go through this so that each one of us could go to Heaven.

The cross has become a symbol of Jesus' love for us, and your child might enjoy making a bookmark for his Bible which would help him remember this special event. Help him cut a cross shape out of an old Christmas or Easter card, or from plain construction paper which he could decorate however he wishes. Punch a hole in the top. Add a 6" yarn tie. Have him write the memory verse on the back, being sure to include the Scripture reference.

Time Together for Family Devotions

Verses to help your child understand this Bible lesson.

SUNDAY: I John 1:7

MONDAY: I Peter 1:18,19


TUESDAY: Hebrews 9:14

WEDNESDAY: Romans 6:23

THURSDAY: Philippians 2:8

FRIDAY: Revelation 1:5

SATURDAY: Revelation 5:9



Bible Text

John 19:16-18,31-34

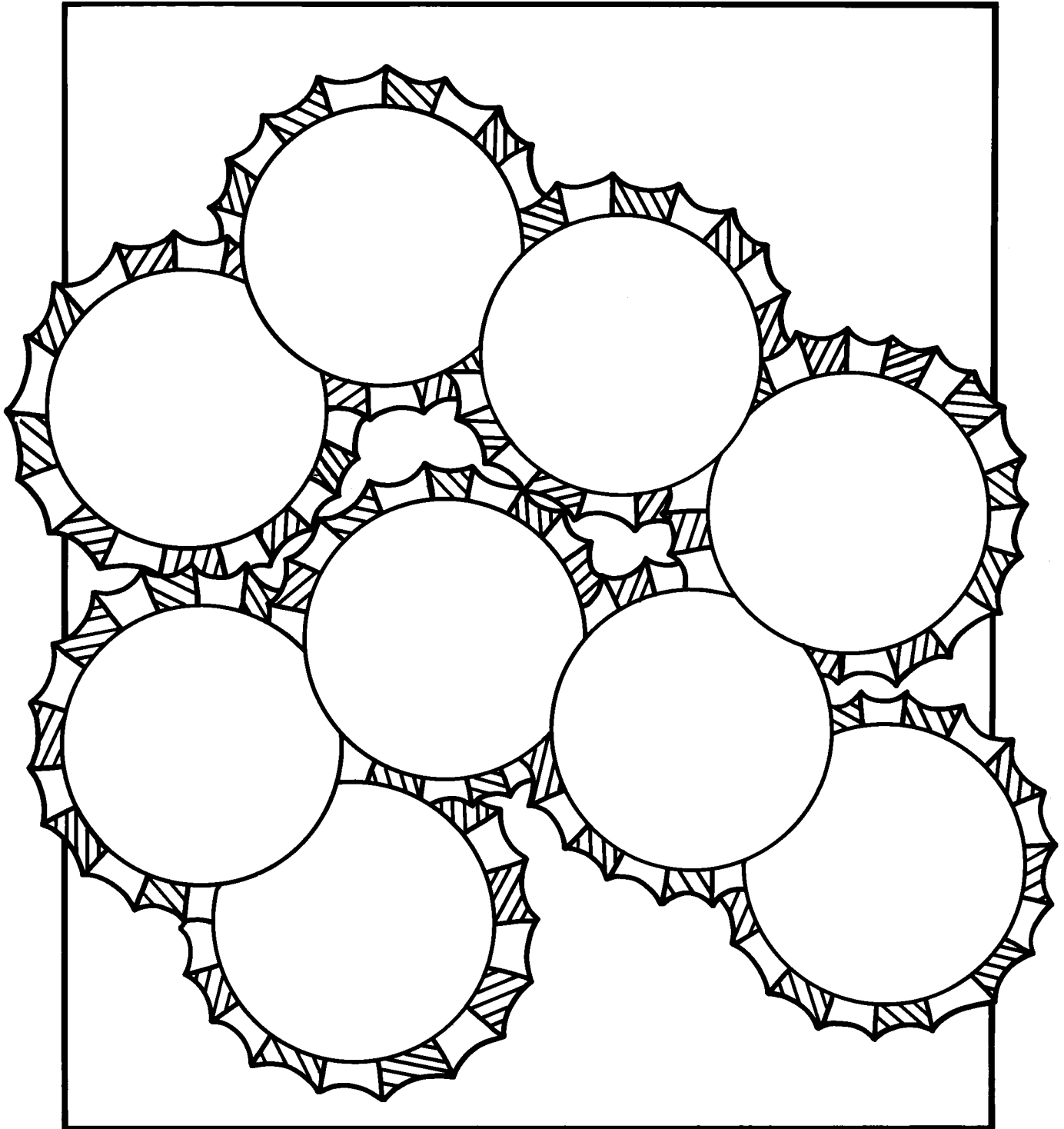
Romans 5:8,9

Memory Verse

The blood of Jesus Christ his Son cleanseth us from all sin. — I John 1:7

Jesus Died for Us

We can give Jesus our fears, doubts, and sorrows. He will give us peace, joy, and love. Jesus' love is big. In the circles, write or draw a picture about the good things Jesus has done and can do in your life.



Name: _____

Preparing for This Bible Lesson

Parent's Corner

This lesson begins a unit on God's plan for the salvation of mankind. It is important for your child to understand why Jesus came to earth to die, and how this makes it possible for you and your child to be ready for Heaven.

Our memory verse for this lesson is the starting point for the five lessons of this unit, so it might be well to spend some extra time working on it with your child. Make a set of cards with a different word of the verse written on each card. Lay them face down on a table. Play a game of "Memory" with your child. Try to assemble the verse by taking turns turning over one card at a time. If it is the next word in the sequence of the verse, it can be placed in order, and another card drawn. If it is not correct, the card is replaced and the other player gets a turn. Keep score of who places the most cards in the verse sequence.

Time Together for Family Devotions

Verses to help your child understand this Bible lesson.

SUNDAY: Romans 3:23

MONDAY: I John 1:9


TUESDAY: Acts 3:19

WEDNESDAY: Acts 17:30

THURSDAY: II Peter 3:9

FRIDAY: Isaiah 55:7

SATURDAY: Psalm 34:18



Bible Text

Romans 5:12; Genesis 3:1-6
Psalm 38:18







Memory Verse

For all have sinned, and come short of the glory of God. — Romans 3:23

How to Be Saved

Follow through the maze and find out how to be saved.



Start		 Know that everyone has sinned
<hr/>		
<hr/>		
Pray 		
<hr/>		
Admit you have sinned 	<hr/>	
<hr/>		Repent 
<hr/>		
Believe Jesus lives in you		
<hr/>		 SAVED!

Name: _____

Preparing for This Bible Lesson

Parent's Corner

Honoring and obeying one's parents are two of the principal commands in God's Word given specifically for children. As we study this lesson, we will be trying to help your child understand why this command is so important.


To focus your child's attention on this subject, ask him to draw and color a picture of the people he should obey. When the picture is complete, and includes a colored background, help him make the picture into a puzzle. Have him paste the picture on a piece of cardboard or the back of a tablet. Then turn the picture over, and draw wavy lines dividing the picture into pieces. The pieces should all be about the same size. Cut on the lines to create the puzzle pieces.

Have your child assemble the puzzle for someone, and explain the picture he has created.

Time Together for Family Devotions

Verses to help your child understand this Bible lesson.

SUNDAY: Exodus 20:12
MONDAY: Hebrews 13:7
TUESDAY: I Peter 5:5
WEDNESDAY: Deuteronomy 5:16
THURSDAY: Colossians 3:20
FRIDAY: Ephesians 6:1,2
SATURDAY: Hebrews 13:17



Bible Text

Exodus 20:12; Ephesians 6:1-3
Titus 3:1; Hebrews 13:17

Memory Verse

Honour thy father and thy mother. — Exodus 20:12

A Special Promise

There is a Commandment with a special promise. To learn the Commandment and the promise, fill in the blank lines with the correct words from the list. Your teacher can help you find this verse in your Bible.

DAYS
LAND
LONG
LORD
FATHER
HONOUR

_____ thy _____ and thy mother:
that thy _____ may be _____ upon
the _____ which the _____ thy God
giveth thee. — Exodus 20:12

Name: _____

Preparing for This Bible Lesson

Parent's Corner

In this lesson, we will learn that God's Word very clearly instructs us that we are not to covet or take that which does not belong to us.

To reinforce this thought in your child's mind, invent a fictional character named "Stealing Sam" who comes to visit your family from time to time. (Make up another name if you have a real Sam in the family.) Give him characteristics such as hair color, age, etc. His one outstanding character flaw is that he wants things that belong to others, and sometimes takes them. With the help of your children and spouse, make up stories about Stealing Sam. These stories can become a regular part of traveling times, family times, and bedtimes. Keep them short—one incident per story—but make them as vivid as possible.

At the end of each story, discuss: Why does he want what belongs to others? Why does he steal? What happens when he steals? What might have happened if he had not stolen? How can Sam be helped?

Time Together for Family Devotions

Verses to help your child understand this Bible lesson.

SUNDAY: Hebrews 13:5

MONDAY: Luke 12:15


TUESDAY: Ephesians 4:28

WEDNESDAY: Proverbs 15:16

THURSDAY: Leviticus 19:11

FRIDAY: Philippians 4:11

SATURDAY: Luke 12:28



Bible Text

Exodus 20:15,17











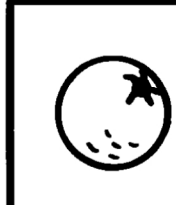


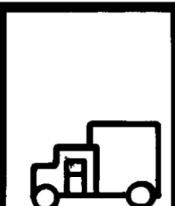



I Timothy 6:6-8

Memory Verse

Be content with such things as ye have. — Hebrews 13:5

Don't Be Greedy

Write the first letter of each picture in the box below that picture. You will discover a very important rule for everybody.

 <input type="text"/>	 <input type="text"/>	 <input type="text"/>	 <input type="text"/>		
		 <input type="text"/>	 <input type="text"/>	 <input type="text"/>	 <input type="text"/>
			 <input type="text"/>		
		 <input type="text"/>	 <input type="text"/>	 <input type="text"/>	
 <input type="text"/>	 <input type="text"/>	 <input type="text"/>	 <input type="text"/>	 <input type="text"/>	

Name: _____

Preparing for This Bible Lesson

Parent's Corner


God gives us specific instructions in His Word regarding how we should talk. That important topic is what we will be teaching your child in this lesson. This week, explain to your child that sweet, sour, and bitter tastes can be distinguished by the taste buds on our tongues. Not only is the tongue capable of tasting, but also it is a movable organ capable of helping us to speak.

Compare good and kind words to the sweet taste on our tongues. Compare mean or unkind words to sour or bitter tastes. On a piece of paper, let your child draw two faces—one with a smile, the other making a face as if something tasted bad. Under each face, make a list of words which are illustrated by the expression on the face.

Time Together for Family Devotions

Verses to help your child understand this Bible lesson.

SUNDAY: James 4:11
MONDAY: Proverbs 16:24
TUESDAY: Leviticus 19:12
WEDNESDAY: Proverbs 21:23
THURSDAY: Psalm 35:28
FRIDAY: Hebrews 13:15
SATURDAY: Psalm 19:14



Bible Text


Exodus 20:7,16
Psalm 34:1-6

Memory Verse


Speak not evil one of another. — James 4:11

Say Good Things

Below are several things that people say. Circle the things that are good to say.
Draw an X through the things you should not say.



You're dumb.



It's all your fault!



"Oh, How I love Jesus."



I'll break your toy!



I'll share with you.



Thank You, Jesus.



You are nice.

Name: _____

Preparing for This Bible Lesson

Parent's Corner

The Ten Commandments are the instructions God gave His people on how to live in a way that would please Him. Our first lesson in this unit will deal with how we honor God, focusing on the fact that God wants to be first in our lives.

To emphasize this fact to your child, help him construct a "God First" book. Draw a large number 1 on a piece of cardboard, cut it out, and use it as a stencil. Have your child use this stencil as a guide for cutting out pictures of other things which are important in our lives—keeping in mind that nothing is more important than God. Let them look through old magazines for pictures.

When the pictures have been cut into the same number 1 shape, assemble them into a book. Make a top cover from plain construction paper and help your child write the title, "God Is First," across the front of it. Punch a hole in the top of each sheet and thread together with yarn.

Time Together for Family Devotions

Verses to help your child understand this Bible lesson.

SUNDAY: Psalm 29:2

MONDAY: Deuteronomy 6:5

TUESDAY: Deuteronomy 5:7

WEDNESDAY: Deuteronomy 5:11

THURSDAY: Exodus 20:8

FRIDAY: I John 2:5

SATURDAY: Luke 11:28



Bible Text

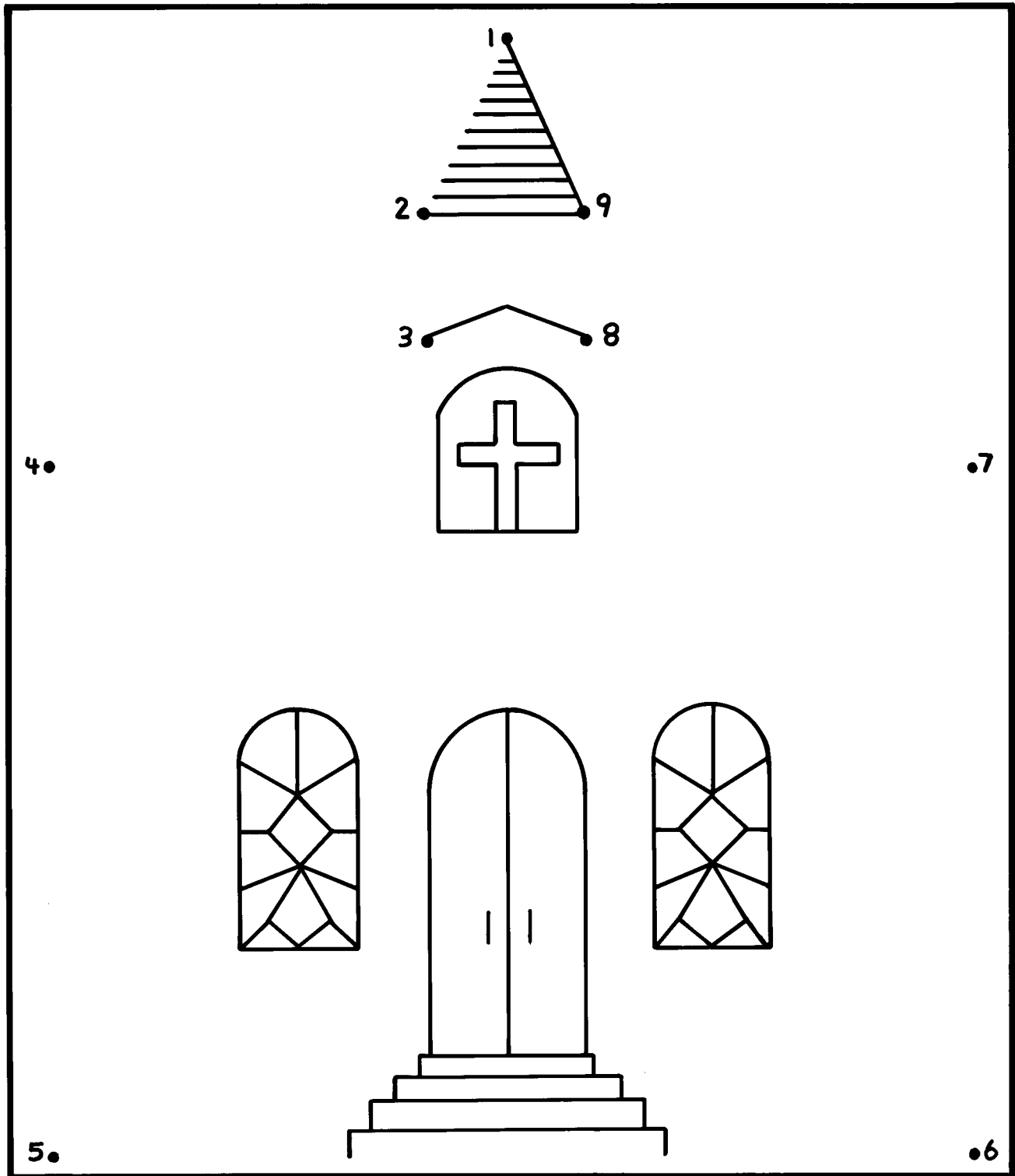
Exodus 20:1-11

Memory Verse

Give unto the LORD the glory due unto his name. — Psalm 29:2

Going to Church

Where is the best place to go to learn what God wants us to do? It is a place to study God's Word. To find the answer, connect the dots and color the picture.



Name: _____

Preparing for This Bible Lesson

Parent's Corner

This lesson is about the special star that led the Wise Men in their search for the newborn King. Imagine with your child some of the obstacles that might have confronted these men as they journeyed many miles across the desert sands, following the star.

For a special time with your child this week, make star cookies to commemorate the guiding light of the Wise Men. Use a recipe for rolled cookies, and cut them out in star shapes. Or, if you prefer, use a cardboard pattern to make one large star cookie. Allow your child to decorate the cookies or cookie however he wishes with colored sprinkles and candy.

Let your child invite a special friend over to share the star cookies, and encourage him to relate the story of the special star which it represents at this time.

Time Together for Family Devotions

Verses to help your child understand this Bible lesson.

SUNDAY: Matthew 2:9

MONDAY: Matthew 2:1,2


TUESDAY: Proverbs 8:17

WEDNESDAY: Matthew 2:10

THURSDAY: Jeremiah 29:13

FRIDAY: Matthew 2:11

SATURDAY: Psalm 95:6



Bible Text

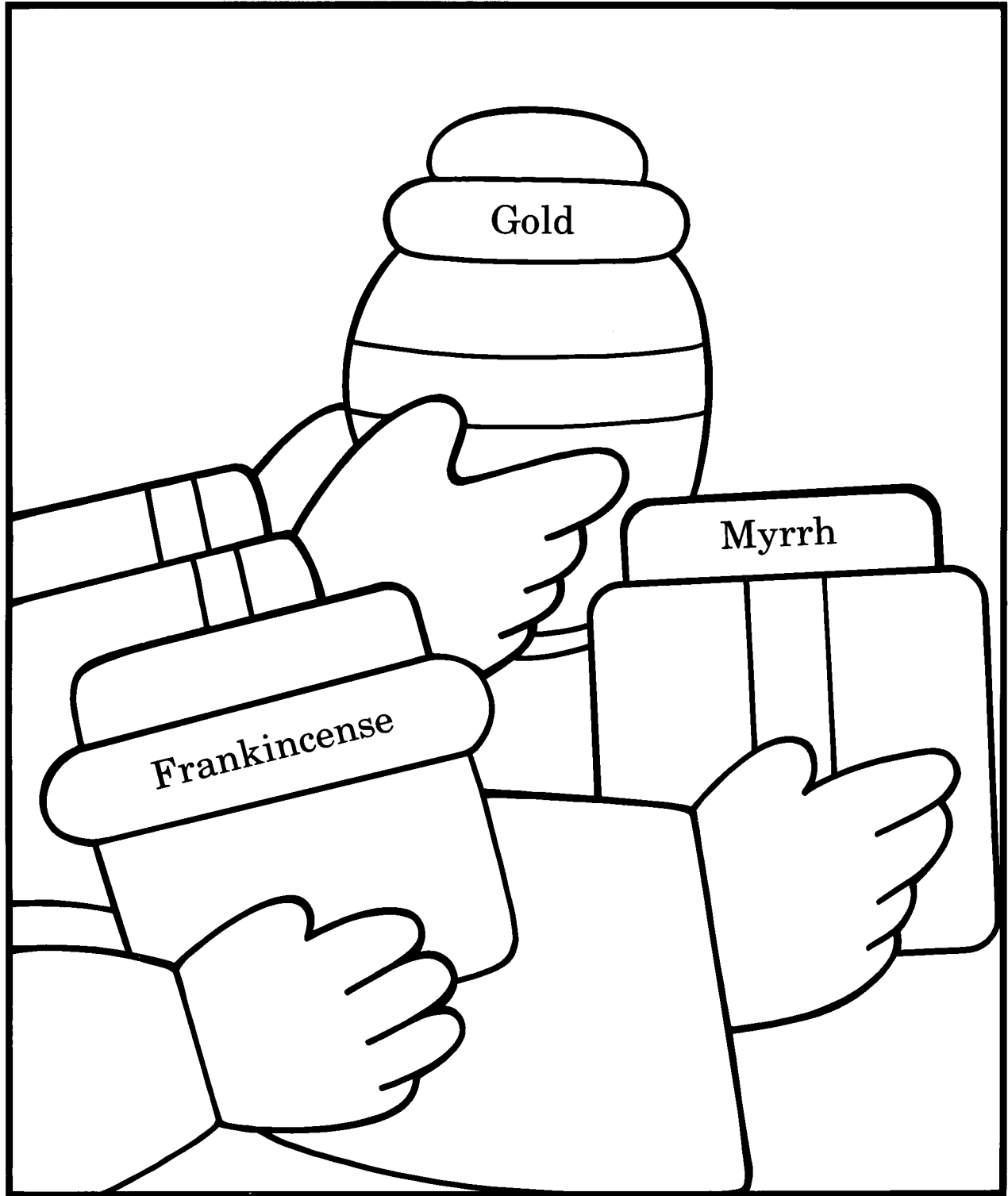
Matthew 2:1-12

Memory Verse

Lo, the star, which they saw in the east, went before them.
— Matthew 2:9

Gifts for Jesus

Color the picture below. The Wise Men brought beautiful gifts to Jesus. What is something you can give to Jesus?



Name: _____

Preparing for This Bible Lesson

Parent's Corner

One of the joys of the Christmas season is sharing with others our feelings regarding the birth of the Savior to the world. This lesson records the marvelous event, and your activities this week can help your child share in the anticipation.

Let him make potato-print cards for special friends or family members. Begin by having him cut white paper into sizes that make nice Christmas cards. Cut a potato in half, and draw a simple Christmas design on the potato, such as a bell, candle, holly leaf, or star. Carefully trim away around the design. (You will want to assist with this part or supervise carefully.)

Use ink pads of various colors, or tempera paint. Let your child print with the potato by pressing it on the ink pad, then stamping the design on the card. Let the child choose what words to print on the inside of the card.

Time Together for Family Devotions

Verses to help your child understand this Bible lesson.

SUNDAY: John 3:16

MONDAY: Luke 2:4,5

TUESDAY: Luke 2:7

WEDNESDAY: Micah 5:2

THURSDAY: Isaiah 9:6

FRIDAY: Galatians 4:4,5

SATURDAY: John 1:14



Bible Text

Luke 2:1-7

Memory Verse

For God so loved the world, that he gave his only begotten Son, that whosoever believeth in him should not perish, but have everlasting life. — John 3:16

When Jesus Was Born

Can you find all the things hidden in the picture below that were not at the manger when Jesus was born? Things to look for: book, ball, crayon, bucket, ice cream cone, car.



Name: _____

Preparing for This Bible Lesson

Parent's Corner

The angelic proclamation of the birth of a Savior was surely one of the most dramatic and colorful aspects of the Christmas story, and it is the subject of this lesson. As an activity this week, help your child make an angel napkin holder.

Have your child turn a paper plate upside down and draw an angel which reaches nearly to the top and bottom of the plate. Then have him cut away the top portion of the plate, by carefully cutting around the top half of the angel. Place this piece against the rim of a second paper plate. Punch holes around the bottom rim of both plates and use yarn to sew the plates together. (Wrap a bit of tape around one end of the yarn and use that end as a needle.)

If you wish, punch an additional hole at the top of the second paper plate (which is now the back of the holder) and loop a piece of yarn through it so that it can hang on a wall. Have your child fill the holder with napkins.

Time Together for Family Devotions

Verses to help your child understand this Bible lesson.

SUNDAY: Luke 2:9

MONDAY: Luke 2:10


TUESDAY: Luke 2:11

WEDNESDAY: Luke 2:12

THURSDAY: Luke 2:13,14

FRIDAY: Luke 2:16-18

SATURDAY: Luke 2:19,20



Bible Text


Luke 2:8-20

Memory Verse

Lo, the angel of the Lord came upon them, and the glory of the Lord shone round about them. — Luke 2:9

Angels Praising God

Find the angels who told of Jesus' birth. Color yellow in all spaces that have circles and triangles. Color blue in all the spaces that have squares and stars. Color the rest of the spaces any other color of your choice.



Name: _____

Preparing for This Bible Lesson

Parent's Corner

This lesson in our Christmas unit tells of the time an angel was sent to announce the birth of God's own Son to Mary and Joseph.

For an activity with your child, let him make an ornament as a Christmas decoration for your home, or as a gift for someone special. Help him cut an angel shape from a piece of light cardboard. Using a glue stick for adhesive, outline the entire design in one color of yarn. Use the same color of yarn to cover the lines making the details of the angel. Using one or more additional colors of yarn, and working from the outside edges, fill in each area with a continuous strand of yarn swirled around to completely fill outlined areas.

When one side is finished and dry, turn the angel over and repeat on the reverse side. (Or you may choose to cover the reverse side with felt.) Use a needle to add a thread loop for hanging the decoration.

Time Together for Family Devotions

Verses to help your child understand this Bible lesson.

SUNDAY: Matthew 1:21
MONDAY: Isaiah 7:14
TUESDAY: Isaiah 9:6
WEDNESDAY: Luke 1:28
THURSDAY: Luke 1:32
FRIDAY: Luke 1:38
SATURDAY: John 3:17



Bible Text


Matthew 1:18-25
Luke 1:26-38

Memory Verse

She shall bring forth a son, and thou shalt call his name JESUS.
— Matthew 1:21

Dot-to-Dot Angel

The angel Gabriel announced the birth of God's Son Jesus. Can you finish this picture of an angel? Just follow the dots. Do you think the angel was happy or sad? Finish drawing the face.




Name: _____

Bible Memory Verses

Winter — 2019/20

Color each slip of paper as you learn the verse.



Student's Name _____

Teacher's Name _____

A Bible lesson and activity handout
for use at home and church.

Apostolic Faith Church

5414 SE Duke Street
Portland, Oregon 97206-6842, U.S.A.

www.apostolicfaith.org

PRINTED IN THE U.S.A.