


# PRIMARY PAWS

Units 7,8,9 — Spring

Spring is my favorite season of the year. It makes me feel happy!

Our mothers are special people. They teach us about Jesus.

Springtime and Easter remind me that Jesus gives us new life.



Jesus helps us to do right. We'll learn about it this Spring.



# Table of Contents

*Note: At times, the lessons are taught out of sequence to coincide with holidays. See the accompanying datesheet for the current lesson schedule, which is also available online at [www.apostolicfaith.org](http://www.apostolicfaith.org).*

Lesson 7a .....	A Special Lunch .....	John 6:1-13
Lesson 7b .....	We Love Jesus Too!.....	Matthew 21:1-11
Lesson 7c.....	Uncle Matthew's Story .....	I Corinthians 11:23-31
Lesson 7d .....	Jesus Died for Us.....	Matthew 27:27-38
Lesson 7e .....	An Empty Tomb.....	Mark 16:1-11
Lesson 8a .....	Daniel Decides.....	Daniel 1:1-21
Lesson 8b .....	Who Knows the King's Dream? .....	Daniel 2:1-19,47,48
Lesson 8c.....	God Was With Them!.....	Daniel 3:1-30
Lesson 8d .....	Daniel Kept Praying .....	Daniel 6:1-23
Lesson 9a .....	Thank You, Kevin.....	Exodus 20:12; Proverbs 10:1; 15:20; Ephesians 6:1-3
Lesson 9b .....	Goodbye, My Son .....	Luke 2:40-51; John 2:1-5
Lesson 9c.....	Hannah's Prayer .....	I Samuel 1:9-28; 2:18-21
Lesson 9d .....	The Baby in a Basket.....	Exodus 2:1-10; Hebrews 11:23-26

## Booklet Instructions

Remove the staples and cover sheet. Then use one lesson sheet each week.

## Primary Pals

(USPS 757-530)

Units 7,8,9

### Apostolic Faith Church

5414 SE Duke Street

Portland, Oregon 97206, U.S.A.

Primary Pals is an official publication of the Apostolic Faith Church, and is published quarterly. Periodicals postage is paid at Portland, Oregon.

POSTMASTER: Send address change to

APOSTOLIC FAITH CHURCH

5414 SE Duke Street

Portland, Oregon 97206, U.S.A.

*Dear Parents,*

*This quarter, we will center our thoughts on the importance of doing what is right. Biblical characters such as Daniel and the Three Hebrew Children are studied as examples. This should be an exciting and challenging set of lessons for your child.*


*We will also study the events preceding the first Easter, including Christ's triumphal entry into Jerusalem and His crucifixion. Easter Sunday will be highlighted by a lesson on the Resurrection of Jesus. Included in this unit is a lesson on the Lord's Supper and also a lesson on the Loaves and Fishes.*

*As a tie-in to Mother's Day, we will cover some lessons that help us learn about the necessity of honoring and obeying our mothers. We will look at several Biblical mothers and how they instructed and protected their children.*

*We are looking forward to exploring these lessons with your child.*

*Apostolic Faith Teaching Staff*

# PRIMARY PAIRS



## A Special Lunch

Long ago there was a little boy who went to hear Jesus speak. The Bible doesn't tell us his name. But let's call him Zach. Looking around at the crowd on the hillside, Zach saw that a huge crowd of people had gathered to see Jesus. They wanted to hear every word He said.

Zach was standing near one of Jesus' disciples named Andrew, when he heard Jesus speak to Philip, another disciple. Jesus said, "Where can we buy bread for these people to eat?"

Philip said there were too many people to feed. But Jesus was not worried because He already knew what He would do.

Zach looked down at the small, brown bag in his hand. His mother had filled it for him that morning. She had packed just enough lunch for him. But all around him were people with no food. Suddenly Zach knew what he must do.

He spoke to the disciple, Andrew. "Please . . . I heard what Jesus said about there being no food for the people. I have a lunch. It's not very much, but I hope Jesus can use it." The disciple looked down at the small bag in surprise. He thanked Zach and turned to Jesus.

Zach watched him, wondering if Jesus would like the two fish and five small loaves in his lunch? He listened

as Andrew told Jesus that a young boy had offered to give his lunch to Him. A gentle smile came to Jesus' face. "Have the people sit down," He told His disciples. Zach sat down too, as close to Jesus as he could get. What was going to happen?

Jesus took the bread and fish, looked up to Heaven, and gave thanks for the food. Then He broke the small loaves of bread apart. "Give this to the people," He said, and held out some fish also. The disciples took what Jesus handed them and gave it to the people. Soon all the people were eating.

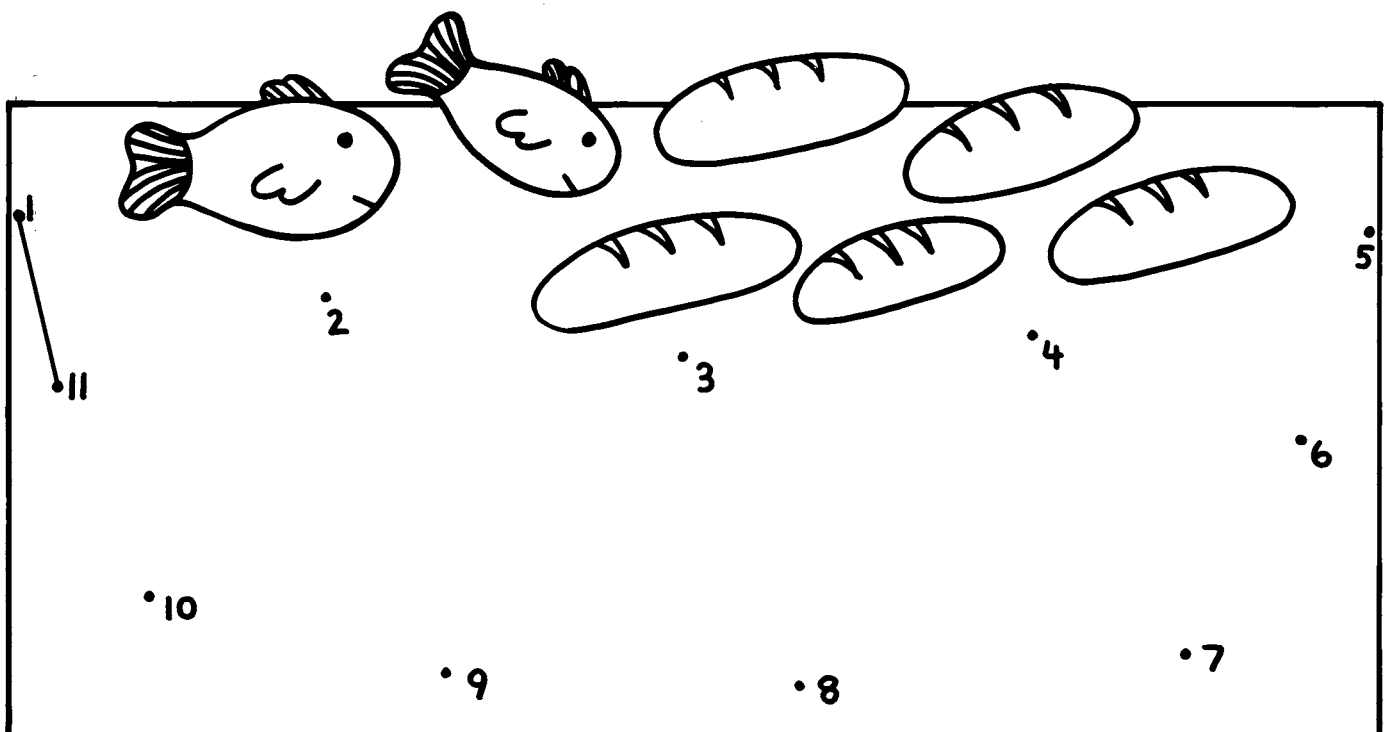
Zach ate as much bread and fish as he could hold, but he could hardly

believe what he was seeing. The disciples kept passing out food. Where did it come from? It never ran out! Soon everyone on the hillside was full. Even the little children who had been so hungry, shook their heads when the disciples offered them more bread or a fish.

Jesus told His disciples to pick up all the food that the people had not eaten. They gathered up twelve baskets of leftovers! Zach had brought just a small bag of fish and bread with him. Now there was more left over than he could ever carry home. Jesus had worked a miracle with the loaves and fishes. How glad Zach was that he had shared!

## Loaves and Fishes

Finish the basket by drawing a line from number to number in the right order.





# PRIMMARY PAIRS



## We Love Jesus Too!

"I really liked the Bible story you told us today, Teacher," said Shandy. "I wish I could have been there the day Jesus rode into Jerusalem." She picked up a pair of scissors and carefully began to cut around her paper palm branch.

"Me too!" Christy agreed, as she chose a pink flower to cut out. "I would have picked every one of Mom's roses to toss in front of Him! Especially the peach-colored ones. They are my favorite."

"Yeah, well we don't have any roses at our house," said Kevin. "But the Bible says that the people also put clothes down in front of Jesus." Then he grinned, "I would have even laid

my Nike jacket down on the road for Him to walk on!"

Christy laughed and gave him a friendly poke. "Wow! You mean that new one you got for your birthday? I can hardly believe it!"

Kevin nodded. "That's right! Even my new jacket!"

Their Sunday school teacher smiled. "I can tell that all of you would have entered right in. I know just how you feel. It would have been great to have been there! Just think how happy we would be if we heard that Jesus was coming here today. Imagine how excited those people were when they heard He was coming into their city!"

"Well, I sure would have been!" Christy said, waving the pink flower she had just finished. "It would have been so exciting to praise Him and sing 'Hosanna' with all the other kids."

"We can't see Jesus in real life like those people did," her teacher told her, "but we can praise Jesus anyway. Jesus hears your praises just like He heard those of the children in that day. When you sing your Sunday school songs with all your heart, it makes Him so happy! Can you children think of some other ways you can praise Him?"

"I know a way! We can tell our friends about Him," Shandy said, "and invite them to Sunday school and

church! Jesus wants everyone to know about Him."

"How about when we pray?" asked Kevin. "Isn't that a time when we praise God? When I pray, I always say, 'Thank You,' for all the good things He does for me."

"That's right, Kevin. Prayer is a very important time for praising God," his teacher agreed. "Christy, can you think of something?"


"We can be good and listen in Sunday school," suggested Christy. "He can see that we are trying to honor Him when we act right."

"That's good too! These are great ideas you children have thought of," their teacher said. "You see, we can praise and honor Jesus in our day too!"


## On the Road

What did the people put on the road when Jesus rode by? Use the first letter of each picture to fill in the blanks of the two missing words.

1.




2.



1. \_\_\_\_\_ and palm

2. \_\_\_\_\_

# PRIMARY PALS



## Uncle Matthew's Story

Judith was so happy. Her Uncle Matthew had come to spend a few days with them. He was her favorite uncle. Besides, he told the best stories! He had been a good friend and disciple of Jesus, and he never seemed to get tired of talking about his Lord. And Judith never got tired of listening.

Today the two of them had gone for a walk together. Judith decided that it was time to have a story. "Uncle Matthew, please tell me about that special supper you had with Jesus, the last one before He died." Judith loved to hear him tell about that.

"I don't think I will ever forget that

night," Uncle Matthew began softly, as he sat down on a large rock. He stared off into the blue sky. "It was the time of the Passover feast. Jesus and those of us who were His disciples were eating the supper in a large upper room.

"Jesus picked up some bread, gave thanks, and broke it apart. Then He passed it around to us. I remember how He explained that it represented His body. He said that we should eat it to remind us that He died for us. Then He took a drink from a cup. He passed the cup to each of us and told us that we should drink it to remind us that His Blood was shed for us. We realized it

was something very important. He told us to do this often, to help us remember Him and what He did for us.”

Judith closed her eyes, imagining the picture as her uncle spoke. Then she asked, “Did you know what He meant?”

“At that time, we couldn’t fully understand what He meant. You see, we didn’t know that He was going to die the next day. Of course, He knew that. But it wasn’t until after He died and had risen, that we understood what He had been trying to tell us.

“Now when we are together as believers, we repeat what He did. We share some special Passover bread, and take a drink from a cup which we pass around to one another just as He did. It helps us to remember that

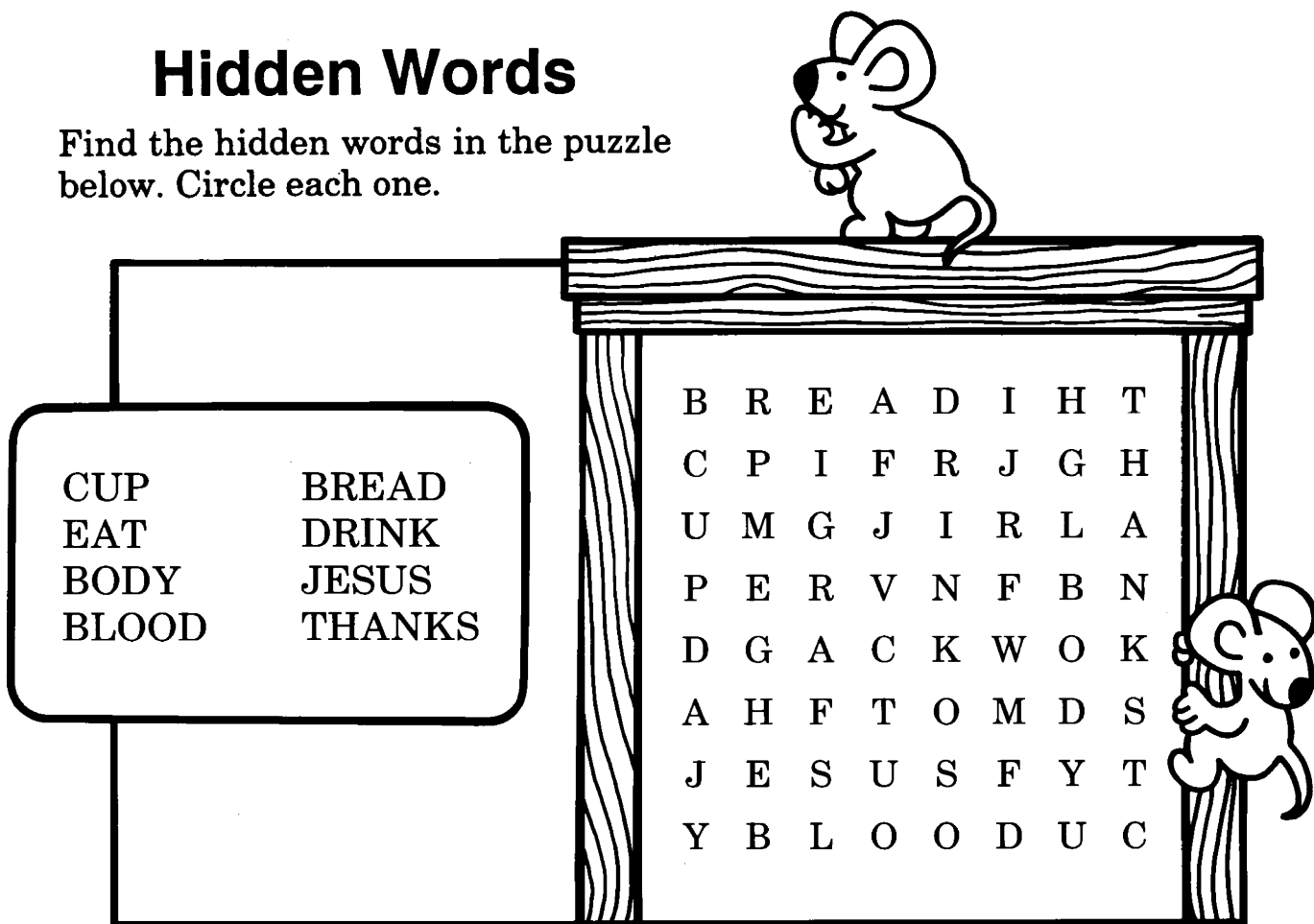
Jesus died and rose from the grave so our sins could be forgiven. Someday He will come back and take us to Heaven, just as He said He would.”

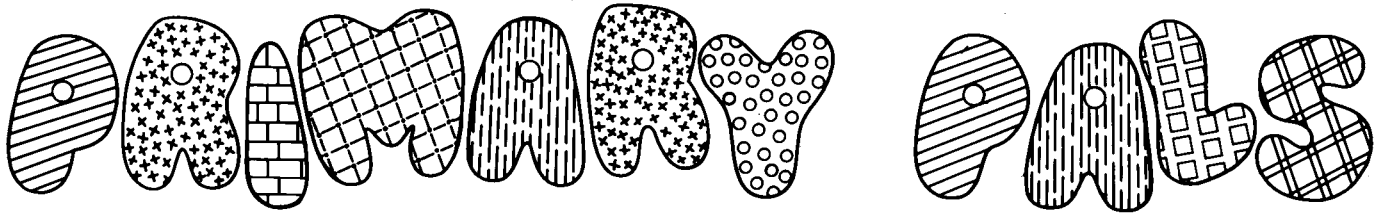
“That is such a beautiful story, Uncle Matthew,” Judith said softly. “And I am so happy. Do you know why? Father and Mother have said that I may take part in the Lord’s Supper the next time all of you come together for that special time. I believe in Jesus, and I know He lives in my heart.”

“That’s wonderful news, Judith,” her uncle said. “Even though you are young, I know you understand the importance of this. Though you never saw Jesus, He is alive in your heart. And you want to remember what He did for you, just as we do.”

## Hidden Words

Find the hidden words in the puzzle below. Circle each one.





## Jesus Died for Us

The sky grew black as night. The earth shook. Jesus was dead! Not even the sun dared to shine, though it was still daytime. Suddenly, the soldiers standing by the cross no longer felt so strong and important. They knew as they watched Jesus die that He really was the Son of God.

Just hours before, Jesus had stood before Pilate, the ruler of the Jewish people. The Jews wanted Pilate to order that Jesus be killed. They were angry because He had told them that He was the Son of God. The Jews did not want to believe Jesus. They said His words were terrible lies.

Pilate listened to all the bad things they said about Jesus. But he could

not find any reason to put Jesus to death. No doubt he had heard of the wonderful miracles that Jesus had done. Perhaps he had friends who had been healed by the touch of Jesus' hand. So Pilate wanted to free Jesus. But when the crowd heard that, they only grew more angry.

"Crucify Him! Crucify Him!" they shouted louder than before. Pilate gave up. He told the soldiers that even though he thought Jesus was innocent, they could take Him away.

The soldiers took Jesus into a big hall. There they made fun of Him. They put a purple robe on His shoulders and a crown of thorns on His head. They spit at Him and hit



Him. They laughed and called Him King of the Jews.

Finally they led Him to a hill called Calvary, just outside the city. There they nailed Jesus' precious hands and feet to a rough wooden cross. They put His cross between two other crosses. Above His head they hung a sign which read, "This is Jesus the King of the Jews."

Jesus let them do that to Him. As He hung there on that cross, He even prayed that God would forgive those who hated Him. Can you imagine having love like that?

Many people came out from the city

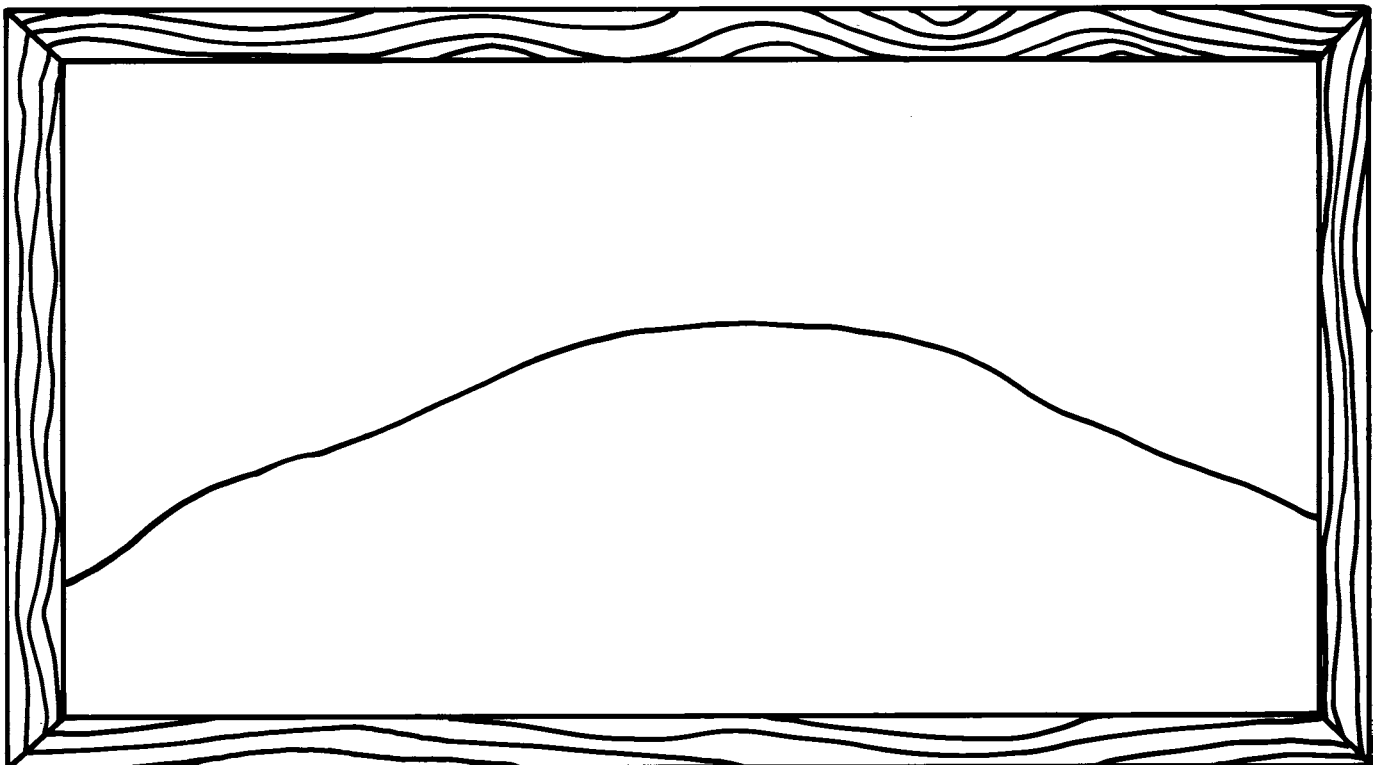
to watch. Some of the people shouted and made fun of our Savior. But Jesus did not get angry. He knew that this was all part of God's plan.

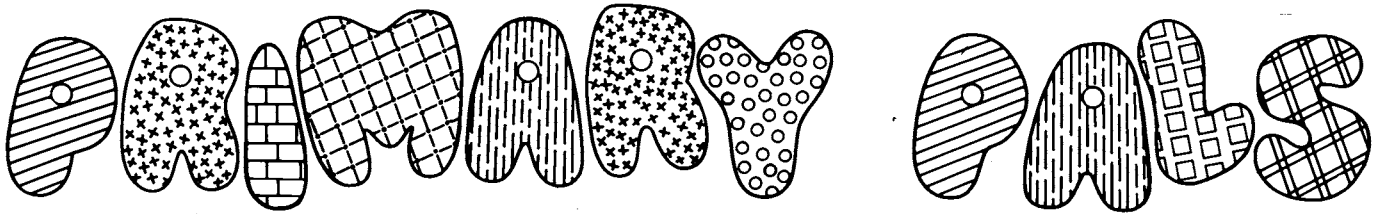
Jesus suffered an awful lot of pain that day, and finally He died. But He was willing to do that for us—to pay for the sin in our hearts. He needed to die so that His Father in Heaven could forgive the sins of everyone who asked to be forgiven. The price for our salvation was paid by Jesus that day.

What a wonderful thing Jesus did for us! Aren't you glad He loves each of us so much that He was willing to die for our sin?

## Mount Calvary

Draw three crosses on the hill below and then color the picture.





## An Empty Tomb

It was early Sunday morning and three women walked silently toward the tomb where Jesus' friends had placed His body. Their faces were sad. Their hearts were sad. Their beloved Jesus was dead.

Mary thought back to the day when Jesus had been crucified. She knew she would never forget the pain she felt in her heart as they watched the dear Son of God die on a cross. Even now the tears trickled down her face as she remembered it.

This morning she and Salome and the other Mary had come bringing sweet-smelling spices to put on the body of Jesus. There had been no time

to do this on the day that He had died. As they walked toward the tomb, Mary suddenly remembered that soldiers had placed a huge stone in front of the tomb. How would they be able to move it? The stone was so big that even the three of them together would not be strong enough. Perhaps there would be some men around who would help them.

They were near the tomb when Mary stopped in surprise. "Look, Mary, Salome! The stone has already been rolled away," she said in amazement. It was true. The big stone had been moved over to one side and the tomb was open. Who had done

this? Quickly the three women hurried to the entrance and looked inside.

They saw in a moment that the body of Jesus was no longer there. Instead, a young man in a white robe was sitting where Jesus' body had been laid. It was an angel! Mary and her two friends backed away from him in fear.

But the angel spoke in a gentle voice. "Don't be afraid," he told them. "You are looking for Jesus of Nazareth, who was crucified." Then he went on to tell them the most startling news. "He is not here, He is risen!"

The three women looked at each other in amazement. Risen? That meant that Jesus was no longer dead.

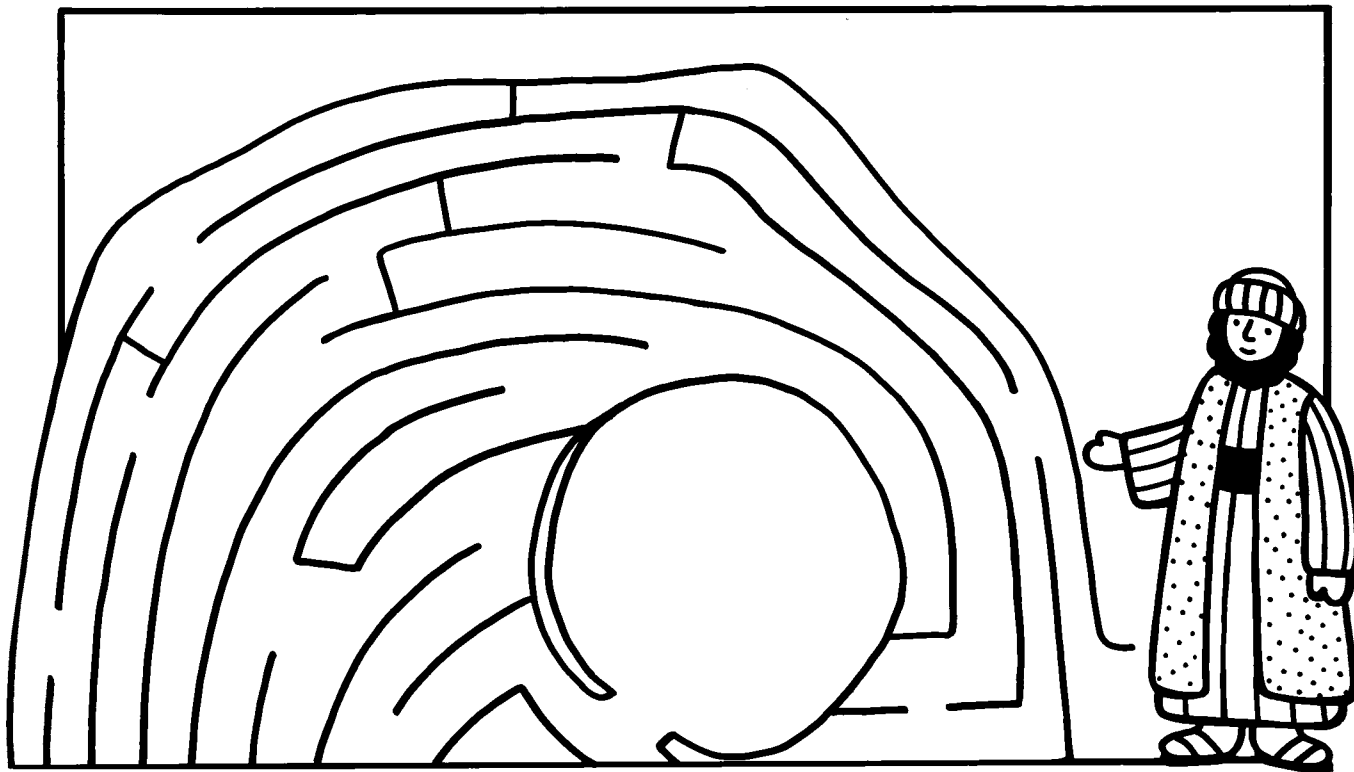
Could such a wonderful thing really be true?


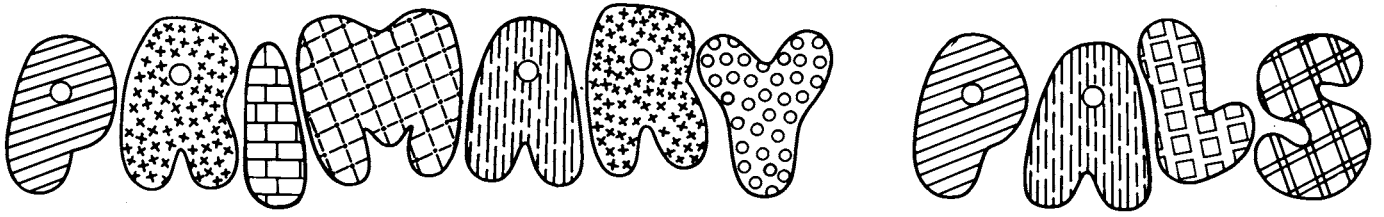
The angel went on with his message. "Go now and tell His disciples and Peter that He is alive and they will see Him in Galilee." Mary and the other women quickly obeyed the angel. Their hearts pounded as they hurried away from the tomb.

The announcement the angel made that morning to Mary and her two friends was true. Jesus had risen, just as He had said He would. On that very day He showed Himself to His close friends and helpers. What a special and wonderful day that was for them! But it was a special day for us too. Because Jesus died and rose again, we can live with Him in Heaven someday.

## Find the Way

Help Peter find his way into the empty tomb.





## Daniel Decides

“Daniel, I do not understand why you and your three friends feel you cannot eat this,” said the man in charge of the Israelite students. “It is the best food in our land. The king has said that all of you should eat this food for the next three years. But since it is so important to you, I will make a test. For ten days you may eat only beans or lentils and water, as you have asked. The other students will eat this food, which is the same as the king eats. At the end of the ten days we will see who is stronger and wiser—you and your friends or the others.”

Daniel smiled. He already knew what would happen. God had shown

him that he and his friends should not eat the king’s food, even though that was the king’s command. Daniel knew God was pleased with them because they were doing what they knew was right. Even an order from the king could not make them do something that would make God unhappy.

One by one the ten days went by. At every meal, the other students ate delicious meat and fancy foods that were the same as the king’s food. And at every meal, Daniel, Shadrach, Meshach, and Abednego ate their simple food. Perhaps some of the other students were watching these four young men and wondering if they

would pass the test. Were they starting to look thin and pale and hungry? What if they got sick because they weren't eating enough? That didn't worry Daniel and his friends at all. They were trusting God and doing their best to obey Him. They knew that He would not fail them.

And they were right! When the ten days had come and gone, the man in charge of the students could see it too. The four young men were in good health. In fact, they looked even healthier than the others! "You may continue to eat as you wish," he told them.

The three years went by and at last the day came when all the students were to stand before the king. What

would his decision be? God had helped Daniel and his friends to be more healthy than all the other students. But would they be as wise? The man in charge of the students brought them in. The king talked to all of them and asked them many difficult questions. He listened carefully to their answers.

The king could see that Daniel and his friends were wiser than all of the other students. The Bible tells us that they were ten times smarter than all the wise men of the land.

God blessed Daniel and his three friends for doing right. He has promised to do the same for us today. Let's make sure we always choose to do what pleases Him!

## Four Young Men

Circle the names of the four men in this lesson.

Jonah

Shadrach

Paul

Meshach

Peter

Moses

Mark

Abednego

David


Matthew

Joshua

Daniel



# PRIMARY PAIRS



## Who Knows the King's Dream?

It was a bad day in the kingdom of Babylon. King Nebuchadnezzar had dreamed a dream and then forgotten what it was about. That wasn't so strange. But now he wanted his wise men to tell him what he had dreamed, and what it meant. They couldn't do it. This made King Nebuchadnezzar very angry.

In a rage he cried, "Wise men? Bah! You are full of lies! I shall have you cut into pieces."

The magicians and sorcerers huddled closely together, trembling with fear. "O King," they cried, "if you would just tell us your dream, then we would give you the meaning."

"I told you that I have forgotten my dream!" the king shouted. He leaned forward, his eyes blazing. "If you had the power you claim to have, you could easily tell me my dream and why it troubles me."

With that, King Nebuchadnezzar clapped his hands. A servant hurried in. Furiously, the king ordered a decree to be written saying that all wise men in Babylon were to be destroyed immediately!

Daniel and his three friends lived in Babylon. But they served the true God, and they knew He could help them. When Daniel heard the decree, he went to see King Nebuchadnezzar and said,

“O King, why must all the wise men in your kingdom be punished? I serve the true and living God who holds the secrets of all things in His hands. He is able to give the meanings even to forgotten dreams. Only give me time, and God will show me what your dream was and its meaning.”

Then Daniel called his friends together. “We must pray for God to reveal this dream. If He does not, we will be killed with all the other wise men of the land.” That night as Daniel slept, God showed him what the king’s dream was and what it meant. God had heard their prayers!

When Daniel awoke, he was happy because he knew their lives would be spared. Once again God had


answered. He hurried to the king’s guard and asked to be taken to the king. The guard did as he asked.

When Daniel told the king what the God of Heaven had shown him about the dream, the king remembered. Yes! Every word that Daniel had said was true! Daniel had told him his dream exactly right!

King Nebuchadnezzar knew that only the true God could have shown Daniel the dream. He wanted to thank Daniel in some special way. So he gave him many gifts, and made him an important ruler in his kingdom. In fact, he became a ruler over all the other rulers and wise men. Daniel had trusted God and God had blessed him for it!

## God Answers


Use the first letter of each picture below to discover what God did. Fill in the blanks to complete the sentence below.



God showed \_\_\_\_\_

the king’s \_\_\_\_\_.

# PRIMARY PAIRS



## God Was With Them!

At last the golden image was completed. King Nebuchadnezzar sent messengers throughout all his kingdom of Babylon. All those in authority must come to the plain of Dura to see the great image.

When the people arrived, a command was given. They were told that when the music began, everyone there had to bow down and worship the big golden statue. Anyone who would not bow down would be thrown into a burning, fiery furnace. Shadrach, Meshach, and Abednego were there on that day. They had to be. But they already had a purpose deep in their hearts. They were not going to bow down to any idol!

At last the important moment arrived! The people who were holding instruments began playing them. All across the whole plain of Dura, people fell to their knees in front of the image. But Shadrach, Meshach, and Abednego stood straight and tall. They would not disobey God!

Some people who were there saw that the three young men did not bow. They went straight to the king to let him know. King Nebuchadnezzar was very angry when he heard that Shadrach, Meshach, and Abednego had not obeyed his orders. He commanded that they be brought before him.

"Is it true that you have disobeyed

me?" he asked. "You will be thrown into a fiery furnace if you will not bow!" he shouted at them.

"Our God is able to deliver us from a fiery furnace," they told him. "But even if He does not deliver us, we will not serve your gods or worship the golden image which you have set up."

This made the king even more angry. "Heat the furnace seven times hotter!" he commanded. Then he ordered soldiers to grab the three young men and bind them with ropes. The flames leaped out as the soldiers tossed them into the fire. The fire was so hot that the soldiers who threw them in were killed.


Shadrach, Meshach, and Abednego

were not hurt at all! The ropes fell off their hands and feet, and they walked around in the flames. Praises rang in their hearts. They knew God was with them!

Outside the hot furnace, the king stared in amazement. "Didn't we throw three men, all tied up, into the furnace?" he asked those nearby. "Now I see four men walking around, and the fourth is like the Son of God!" He called for the three young men to come out. Everyone could see that they were not hurt one bit. They didn't even smell like smoke! Then King Nebuchadnezzar knew that truly these young men served a living and powerful God.

## Find the Words

Color each space that has a ★ in it



# PRIMARY PAIRS



## Daniel Kept Praying

Daniel watched the soldier post the law for all to read. Then he walked away thoughtfully. His faithful servant ran up behind him. He grabbed Daniel's arm and whispered, "O my master, what will you do? You always pray three times a day. But the new law now forbids it." Tears streaked down the old servant's cheeks. "You must stop praying for thirty days. Surely your God will understand."

"I cannot stop praying," Daniel replied. "The God I love and serve means more to me than any law written by man. I will do as I have always done. God is able to protect me."

Daniel went to his room and opened his window. Looking out toward the city of Jerusalem, he began to pray. He did this every morning, every noon, and every evening.

There were some men in the kingdom who didn't like Daniel. They were jealous because he was an important helper to the king. And these enemies were watching to see if Daniel would pray. They knew that he prayed at that window every day. They were the ones who had asked the king to write that new law. It was the only way they could catch Daniel doing something against the king's rules.



As soon as they saw that Daniel had broken the king's law, they hurried to the king. They told him, "Daniel has broken your law. We saw him praying to his God. He must be punished."

The king felt terrible. He loved Daniel and didn't want to hurt him. But the law could not be changed. He had to have Daniel punished exactly as the law said. So the king's guards threw Daniel into the lions' den, for that was the punishment the king had ordered.

All the lions looked at Daniel. They walked around him. But none of the lions tried to eat Daniel! God had performed a miracle! God's angel had shut the lions' mouths! Praises flowed from Daniel's heart. "O God, You have


saved me once again. How I thank You!"


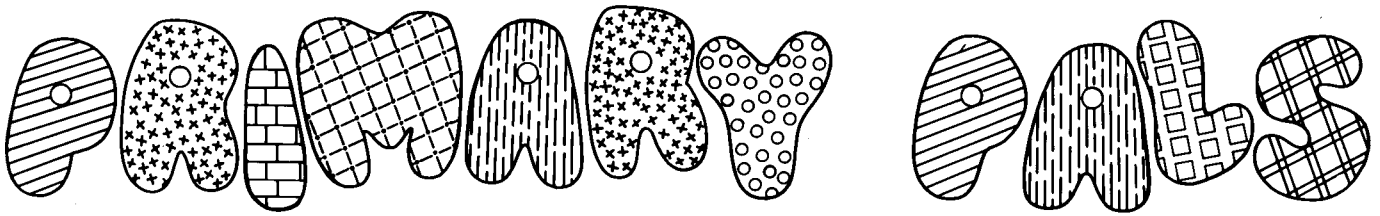
In the morning, the king got up very early and hurried to the lions' den. "Daniel," he called, his voice trembling, "was your God able to deliver you?" How happy he was when he heard Daniel's voice coming from the den. "O King, live forever. God shut the lions' mouths and they have not hurt me."

With joy the king commanded his men to take Daniel from the den. Then he made a new law saying that all the people of his kingdom should fear and honor the God of Daniel. He knew that the God who delivered Daniel from the power of the lions was the true and living God.

## What Is This?

Connect the dots to complete the picture.





## Thank You, Kevin

Kevin's mother finished folding the clothes and looked at her watch. It was twenty minutes after three, and almost time for Kevin to be coming home. Glancing through the living room window, she saw him come around the corner with a friend.

She opened the door and watched as her son and his friend walked up the sidewalk. "I don't see why you can't come over and play ball," she heard her son's friend saying. "You wouldn't have to stay very long. And I really want to try out my new mitt."

"I can't come over because Mom told me to come right home after school," Kevin explained. "I like to play ball

too, but I don't want to disobey." He looked up and saw his mother standing in the doorway. "Hi, Mom!" Then he turned back to his friend. "See you tomorrow, Jason."

As he came into the house, he said, "Mom, I made something for you in Wood Shop." He set down his book bag and dug through it until he found what he was looking for at the bottom. "Here it is!" He held out a pencil holder made from three blocks of wood.

His mother took the pencil holder and looked it over carefully. "Kevin, this is really nice work! Did you make it all by yourself?"

Kevin nodded. "Yes, except Mr. Light helped me drill the holes to hold the pencils. But I did all the sanding and gluing. It's an early Mother's Day present for you."

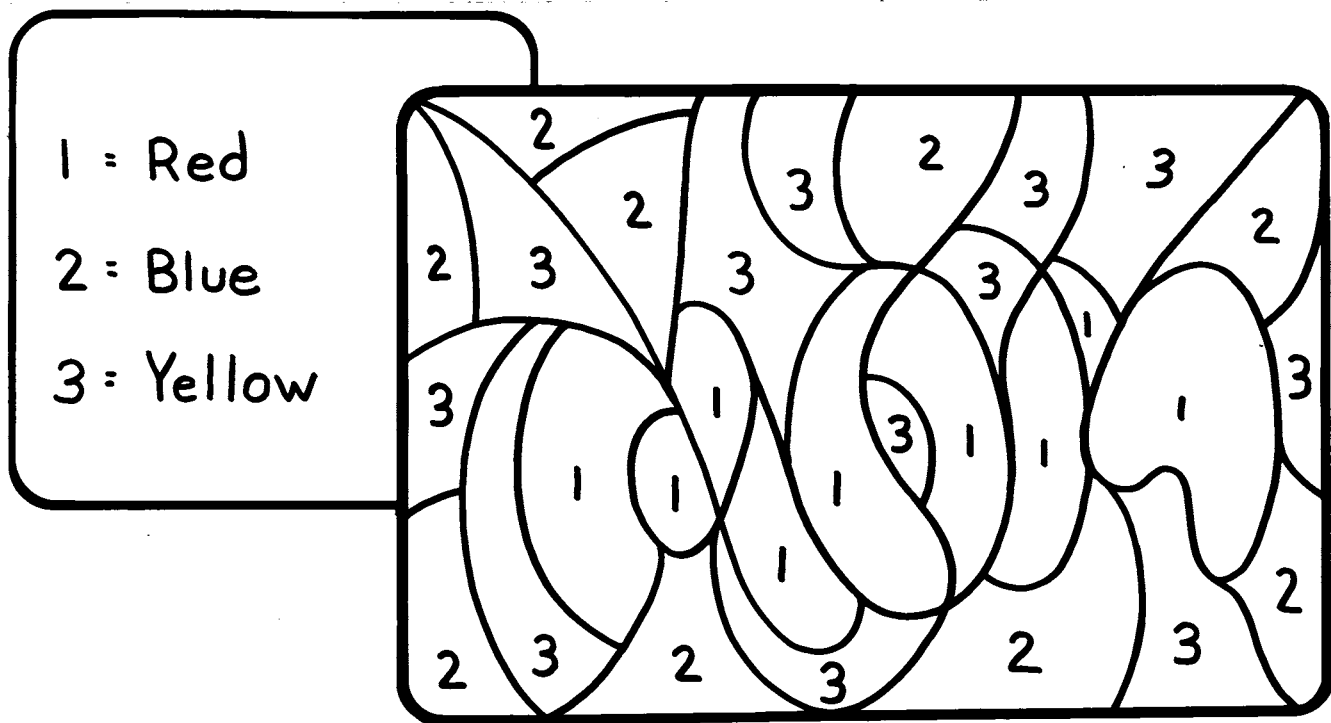
His mother gave him a quick hug. "Well, I sure can use it! You know I can never find a pencil near the phone when I need one, so this holder should come in really handy. Thank you so much, Kevin." She paused for a moment then said, "There is something else I want to thank you for. Something extra that you probably haven't even thought about."


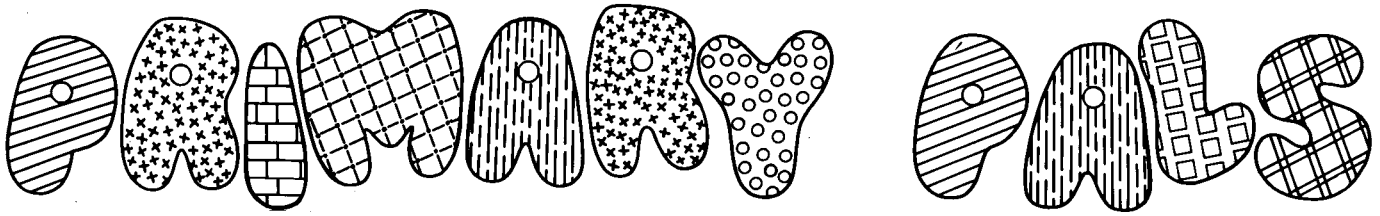
Kevin finished putting things back in his book bag, and then looked up, puzzled. "What's that, Mom?"

"I want to thank you for obeying me and coming right home from school instead of stopping to play ball. I heard what you said to your friend just before you came in. It makes me happy to know that you obey me even when I am not there to check on you. And Jesus is happy too! I am very pleased to have this special Mother's Day gift, as well as the super present you made for me. I will always be thankful for your obedience."

## Who Is She?

Add the correct colors to the numbered spaces.





## Goodbye, My Son

"How long will You be gone, Son?" Mary asked as she walked with Jesus to the edge of the dusty road near their home.

"For a while, Mother." Jesus hugged her gently. "But I'll be back to see you when I can."

"Do what You must do. My prayers will be with You, and God will take care of You." She touched His cheek lovingly and watched until Jesus had walked from her sight. Then she turned and went back into the house.

Oh, it's hard to see Him go, she thought as she picked up the dishes from the table where they had eaten. I

wonder if every mother feels this way. It seems that it was only yesterday when the angel appeared to me and told me I had been chosen to be the mother of the Son of God. I will never forget what a feeling of awe came into my heart. But there was never any thought in my heart except to do what my God wanted me to do.

Mary stood gazing out the window as her mind went over events in the past. She remembered the night Jesus was born. How thankful she was that God had provided the quiet stable, just when she and Joseph had begun to think there was no place to go. And

what a thrill it had been to hold that precious Baby in her arms for the very first time.

She thought about how carefully God had protected their child when His life was in danger from wicked King Herod. The family had needed to go to Egypt to hide. But in just a few years they were finally able to move to Nazareth, their home town.


In Nazareth they could live as the other families lived. Joseph worked as a carpenter. Mary did the things that needed to be done around their home and took care of the child Jesus. By now Jesus was no longer a tiny baby but a little boy. How wonderful it had been to watch Him grow and learn new things each day.

He had been such a loving Child through the years. Mary was thankful that God had helped her with the responsibility of teaching Him. How quickly and willingly He had learned! She had been so blessed to have Him in her home. And now the time had come for Him to go and do the special work that God, His Father in Heaven, had sent Him to do. She knew God had a special plan for Jesus, and she had encouraged her Son in every way that she could.


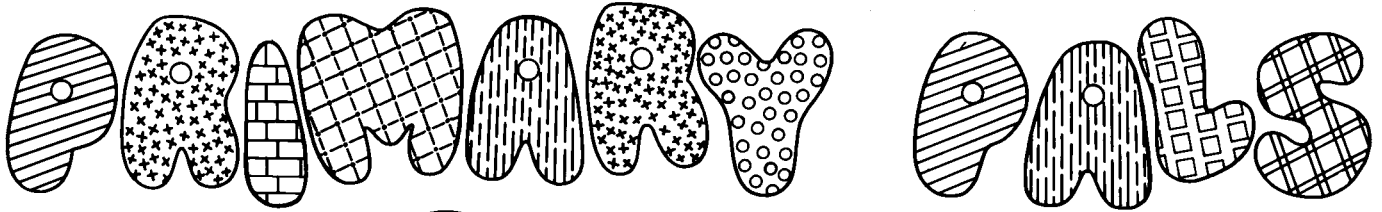
Mary moved toward the door and looked up into the sky. "The angel told me my Son would be great, and I believe it! O God, I know you will be with Him and lead Him where You want Him to go."

## Which Words Do Not Belong?

Each set of words below has three words that go together and a fourth word that does not belong. Draw a line through the word that does not belong.







## Hannah's Prayer

Hannah wanted a baby more than anything in the world. Year after year she would pray for a baby, but no baby was born. This made her very sad. Her husband Elkanah loved her very much. He tried to cheer her up but Hannah couldn't be happy without a baby to love. In fact, she was so sad that she just cried and cried. Poor Hannah.

One day Hannah went to the Temple to pray. She made a very special promise to God. She told God that if He would give her a son she would give the child back to Him for all the days of his life.

A priest named Eli saw Hannah praying. He could see her mouth

moving but he couldn't hear any of the words she was saying to God. So he went over and began to talk to her. She told him she was very sad and had been praying a special prayer to God.

Eli told Hannah to go home and not be sad anymore. He said that God would answer her prayer. When Hannah left the Temple she felt so much better. On her face was a beautiful smile.

God did answer Hannah's prayer just as Eli had said. Soon Hannah had a baby boy. Can you imagine how happy she was when her little son was born? She wanted her baby to have

just the right name, and chose the name Samuel which means “asked of God.” That was her choice because she had asked God for this special baby and God had answered her prayer.

Each year whole families would go to the Temple to pray. For a few years, when Samuel was very young, Hannah did not go with the rest of the people. But when he was old enough she gathered some gifts together and took Samuel to the Temple. She remembered her special promise to God. She told Eli, the priest, that her son could live with him and be a helper for God.

Hannah loved her little son very much. She wanted him to learn all

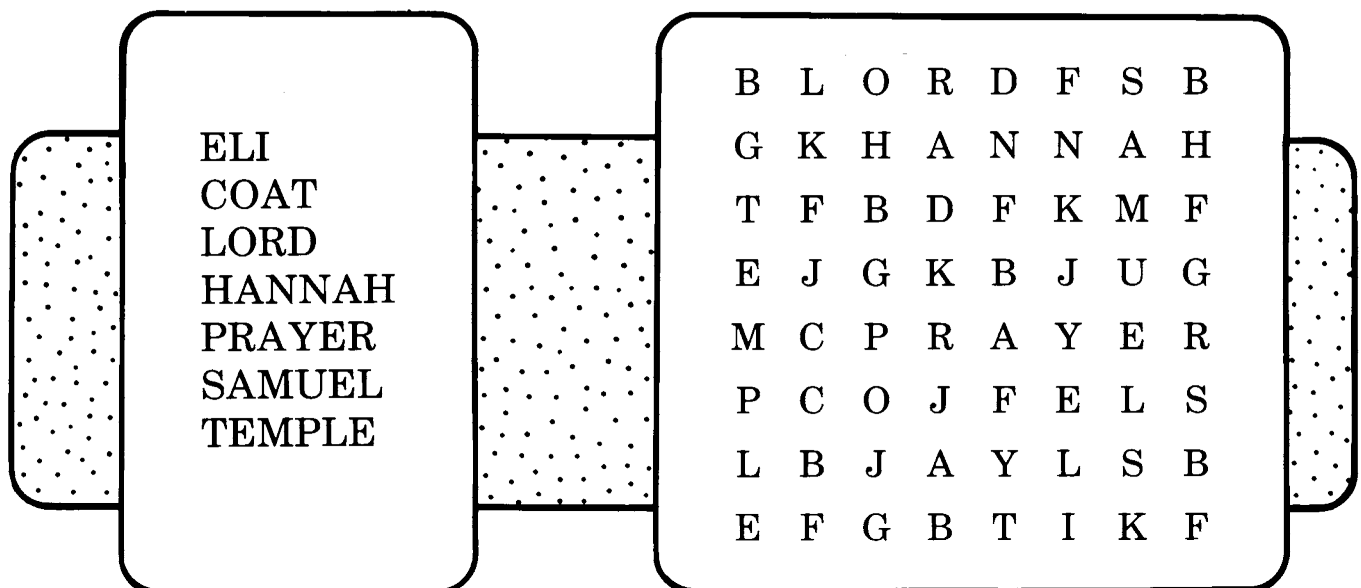
about God. She wanted him to know that God would always help him and take care of him.

Every year when Hannah visited the Temple she would take a new coat to Samuel. Hannah made the coats for him because she loved him. She was so happy that he was now serving God.

God was very pleased with Hannah’s faithfulness and that she had kept her promise to Him. After Hannah took Samuel to the Temple to work for the Lord, she and Elkanah had more children—two daughters and three more sons. God truly blessed Hannah for being so unselfish and for loving Him so much.

## Hidden Words

Find and circle the words that are hidden in the puzzle below.



# PRIMARY PAIRS



## The Baby in a Basket

“God be with you, my child,” Jochebed whispered to her baby son, Moses, as she kissed him. She placed him gently in the basket she had made and wrapped the soft blanket around him. Then she set the basket among the bulrushes near the water’s edge where he would be hidden from view.

Does this sound like a strange thing for a mother to do? Well, there was a very good reason why Moses’ mother would try to hide him. A wicked king called Pharaoh wanted all the Hebrew baby boys killed. For three months Jochebed had hidden the baby at home, but now he was getting too big. This was the only way she could think

of to keep her little baby hidden. And Jochebed was trusting God to keep her son safe.

Quietly, she made her way back to where her daughter Miriam stood nearby. She patted the girl’s arm and spoke softly. “Stay near your baby brother and watch to see that nothing harms him. I am sure God will take care of him. God will not let anyone hurt him.”

Miriam sat down near the water. She watched the bulrushes which surrounded the place where her mother had put the little basket. For a long time, the little basket just rocked gently in the water. Miriam thought she would be able to tell her mother

that they had found a safe place to hide their baby. But then she heard a noise.

Pharaoh's daughter, the princess, had come to the water to bathe. She and her maids were walking along by the side of the river. Just then she saw the little basket and sent one of her maids to bring it to her. When she opened the basket she was surprised to see a little baby boy. He began to cry and right away she loved him. "This is one of the Hebrew's babies," she said to her maids.

Moses' sister ran to the princess. "Do you need a nurse to take care of the baby?" she asked. "I will call one for you if you would like."

"Yes, I certainly do need a nurse!"

answered the princess. "Go and find someone for me."


Miriam was so excited. When she found her mother she told her the good news. Together they hurried back to the place where Pharaoh's daughter and her maids were watching baby Moses.

The princess didn't know that this woman was Moses' real mother. The princess told Jochebed that she would pay her to take the baby home and care for him. How exciting that Jochebed could be baby Moses' nurse! She would not have to hide him any longer. Even though he now belonged to the princess, she would be able to take care of her own son and teach him to love God.

## Family Tree

Who are these people in Moses' family tree? Match the correct name with the person and write the number in the box on the tree.

1. Father
2. Mother
3. Brother
4. Sister



# Preparing for This Bible Lesson

## ***Parent's Corner***

Children of primary age usually enjoy creating things with their hands. The story of Jochebed, Moses' mother, preparing a little basket for her infant son's protection on the river is a perfect lesson for using clay dough to illustrate the story.

Purchase clay dough, or make your own by combining in a medium pot: 1 cup flour, 1/2 cup salt, 2 tbsp. cream of tartar, 1 cup water, 1 tbsp. oil, 1 tsp. yellow food coloring. Cook over medium heat and stir (about 3-5 minutes). It will look like a big glob. Turn out and knead until smooth.

Let your child make a basket, lid, and baby from the clay dough, and use it to retell the story to you.

## ***Time Together for Family Devotions***

Verses to help your child understand this Bible lesson.

SUNDAY: Hebrews 11:23

MONDAY: Deuteronomy 31:13


TUESDAY: Hebrews 11:27

WEDNESDAY: Psalm 34:11

THURSDAY: Psalm 78:4

FRIDAY: Psalm 78:6,7

SATURDAY: Proverbs 22:6



## ***Bible Text***

Exodus 2:1-10  
Hebrews 11:23-26

## ***Memory Verse***

By faith Moses, when he was born, was hid three months of his parents. — Hebrews 11:23

# His Mother's Faith

The six pictures below show the story of Baby Moses. Put them in the right order by writing the correct number in the small circles.



Name: \_\_\_\_\_

# Preparing for This Bible Lesson

## ***Parent's Corner***


The story of Hannah's prayer for a son and her dedication of that son to the Lord is a favorite of children. As you read this beautiful story together, reinforce how God answered Hannah's prayer and how she willingly gave Samuel to the work of the Lord.

Draw or trace paper dolls in gradually larger sizes. Tell your child this is Samuel, as he grew year by year. Let him cut out the figures and color the hair, etc. Then help him draw a little coat to fit each figure, explaining how Hannah made a coat each year and took it to the Temple for Samuel.

## ***Time Together for Family Devotions***

Verses to help your child understand this Bible lesson.

SUNDAY: I Samuel 1:27  
MONDAY: I Samuel 1:11  
TUESDAY: I Samuel 2:18  
WEDNESDAY: I Samuel 2:20,21  
THURSDAY: I Samuel 2:26  
FRIDAY: Psalm 102:28  
SATURDAY: Psalm 103:17



## ***Bible Text***

I Samuel 1:9-28; 2:18-21

## ***Memory Verse***

For this child I prayed; and the LORD hath  
given me my petition. — I Samuel 1:27

# What's Your Name?

Names are very important. Proverbs 22:1 says, "A good name is rather to be chosen than great riches." Do you know how you were named? Answer the questions below.



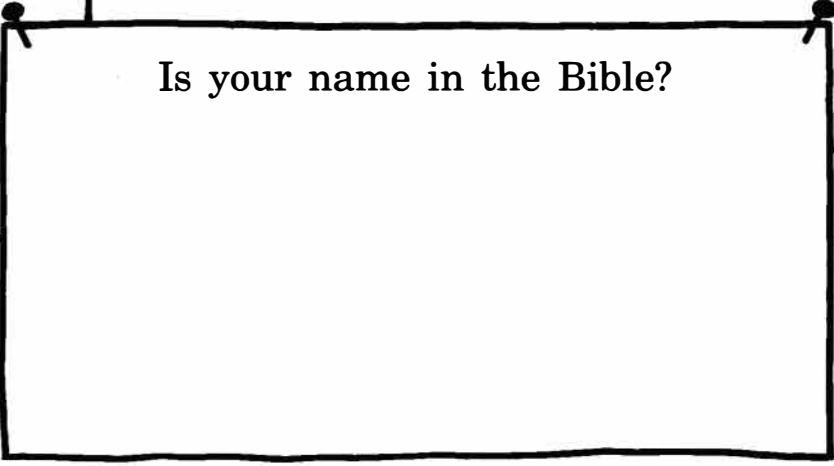
Samuel means  
"Asked of God"  
1 Samuel 1:20



Who named you?



Were you named for someone  
in your family?



Is your name in the Bible?

Name: \_\_\_\_\_



# Preparing for This Bible Lesson

## ***Parent's Corner***

In your time together as a family, play a little game which will remind your children of the things mothers do.

Sit in a circle. The starting player mentions one thing Mother does for him, such as "cooks meals." The next player repeats that item, and then adds one to it. The third player must say both previously mentioned items, and then add one more. The game continues until players have to drop out because they cannot remember the order or cannot think of anything else to add.

A variation of this game is to name things we can do to honor our mothers; such as, obeying, loving, respecting, and helping.

## ***Time Together for Family Devotions***

Verses to help your child understand this Bible lesson.

SUNDAY: John 2:5

MONDAY: Luke 2:19

TUESDAY: Luke 2:33

WEDNESDAY: Luke 2:39

THURSDAY: Luke 2:51


FRIDAY: Luke 2:52

SATURDAY: Proverbs 31:10

## ***Bible Text***

Luke 2:40-51

John 2:1-5







## ***Memory Verse***





His mother saith unto the servants,  
Whatsoever he saith unto you, do it. — John 2:5

# Jesus' Mother

Do the finger play to the poem with your teacher and classmates.

## A Special Mother

The Bible tells of a mother;   
She is well known to you.   
She had a Son named Jesus;   
She helped Him as He grew. 

She taught Him things that He must do,   
And watched Him as He played.   
I'm sure she tucked Him in at night,   
And listened when He prayed. 





I'm glad that God chose Mary   
To make a happy way   
For Jesus to show us His great love;   
It's still the same today. 

Figure out your own finger play for the poem below.

The Bible tells us Jesus lives;  
He sees us when we play.  
He watches us while we're asleep;  
He listens as we pray.

Name: \_\_\_\_\_

# Preparing for This Bible Lesson

## ***Parent's Corner***

God uses mothers to help, and also teach, their children. To help your child become aware of some of the things mothers do, make a mobile together, using small objects or illustrations cut from magazines.

Perhaps the easiest mobile to make is simply a coat hanger with objects and illustrations hanging on different lengths of string or yarn.

Doll clothes could be used to represent a mother's taking care of clothing, a toy watch for her reminding us of the time to do things. Other items could include a comb, a small cereal box for food, or a square of material representing a washcloth. Don't forget to add a picture of a small Bible and praying hands.

## ***Time Together for Family Devotions***

Verses to help your child understand this Bible lesson.

SUNDAY: Ephesians 6:1

MONDAY: Exodus 20:12


TUESDAY: Proverbs 1:8

WEDNESDAY: Proverbs 23:22

THURSDAY: Proverbs 31:28

FRIDAY: Proverbs 27:11

SATURDAY: Deuteronomy 4:9



## ***Bible Text***




Exodus 20:12  
Proverbs 10:1; 15:20  
Ephesians 6:1-3

## ***Memory Verse***

Children, obey your parents in the Lord:  
for this is right. — Ephesians 6:1

# Obey Your Parents

Mothers are special people. When we obey them good things happen. Match the pictures on the left with the pictures on the right that show what happens when each child obeys.



Name: \_\_\_\_\_

# Preparing for This Bible Lesson

## ***Parent's Corner***

Read the story of Daniel with your family, and discuss how Daniel was obedient to God and did what he knew was right. Then tell your child the following stories and ask the following questions.

Jessica liked to play on the sidewalk in front of her home. Her mother told her she should never cross the street. One day Jessica's friend yelled, "Come on across, Jessica. Your mom won't care."

Will Jessica's mom care? What should Jessica do? What would you do?

All the boys and girls in the Sunday school class were making noise. The teacher asked them to be quiet, but only Shawn obeyed.

Was it OK for the boys and girls to make noise? Should Shawn have disobeyed the teacher? What would you do?

## ***Time Together for Family Devotions***

Verses to help your child understand this Bible lesson.

SUNDAY: Daniel 6:22

MONDAY: Psalm 140:6

TUESDAY: Psalm 55:17

WEDNESDAY: Psalm 18:6


THURSDAY: Psalm 34:15

FRIDAY: Proverbs 15:29

SATURDAY: Micah 7:7

## ***Bible Text***

Daniel 6:1-23




## ***Memory Verse***

My God hath sent his angel, and hath shut  
the lions' mouths. — Daniel 6:22

# Where Are the Lions?

Find the four lions hidden in the picture below.



Name: \_\_\_\_\_

# Preparing for This Bible Lesson

## ***Parent's Corner***

This lesson is about how God spared the lives of three Hebrew boys when they refused to pray to an idol. Discuss with your child how vital it is not to give in to things that are wrong.

It is important to help him see that God will defend and deliver him if he does what is right. To visualize this thought, let him make a small shield. Cut the shape from cardboard and let him cover it with foil. Across the front have him glue letters spelling the words, "Do Right!"

Talk about situations in which he might be tempted to do wrong. (Some examples: temptation to cheat on a test, to tell a lie to protect himself, to disobey.) Ask him to hold up his shield and tell you what he feels would be the right thing to do in each situation.

## ***Time Together for Family Devotions***

Verses to help your child understand this Bible lesson.

SUNDAY: Daniel 3:17

MONDAY: Job 5:19

TUESDAY: Jeremiah 1:8

WEDNESDAY: Isaiah 43:2


THURSDAY: Psalm 18:17

FRIDAY: Psalm 34:4

SATURDAY: Romans 8:28

## ***Bible Text***

Daniel 3:1-30




## ***Memory Verse***

Our God whom we serve is able to deliver us from the burning fiery furnace. — Daniel 3:17

# God Is Able

Below each sentence are three words. Choose and circle the correct word to finish each sentence.



1. The three Hebrew boys were thrown into a \_\_\_\_\_.  
*river furnace wagon*

2. The king saw \_\_\_\_\_ men in the furnace.  
*three six four*



3. We must only pray to \_\_\_\_\_.  
*God idols trees*

4. God helps us to do \_\_\_\_\_.  
*wrong dishes right*

Who was in the furnace with the three Hebrew boys?  
Unscramble the letters and write them  
in the correct order.

**S U J E S**

\_\_\_\_\_



Name: \_\_\_\_\_



# Preparing for This Bible Lesson

## ***Parent's Corner***

The worries and perplexities that face the primary child are very real and troublesome to him, though they may seem insignificant to the adult mind. Your child's memory verse is a promise that can be a real source of strength. Make it the focus of your time together this week.

Let your child cut a long strip of paper into six pieces that connect with each other like pieces of a puzzle. On each piece, help your child letter a portion of the verse, ending with the Bible reference.

Learn the verse together by assembling the puzzle, a phrase at a time. After this has been done several times, the verse can be mounted to a backing sheet and posted in his room or where he can read it often.

## ***Time Together for Family Devotions***

Verses to help your child understand this Bible lesson.

SUNDAY: Psalm 91:15

MONDAY: Matthew 7:7


TUESDAY: Isaiah 58:9

WEDNESDAY: John 15:7

THURSDAY: I John 3:22

FRIDAY: Isaiah 41:10

SATURDAY: Jeremiah 33:3



## ***Bible Text***

Daniel 2:1-19,47,48

## ***Memory Verse***

He shall call upon me, and I will answer him: I will be with him in trouble; I will deliver him, and honour him. — Psalm 91:15

# Talking to God

Prayer is a way of talking to God. When Daniel needed anything he went to God in prayer. You can go to the Lord about your fears, hopes, and happy times. Complete the following prayer with your own words, or just circle the words that say what you feel.

Dear God, I \_\_\_\_\_  
*love You      need Your help      thank You*

You are \_\_\_\_\_  
*wonderful      good      wise*

You are \_\_\_\_\_  
*kind      gentle      my Friend*

I'm happy You \_\_\_\_\_  
*love me      help me      care for me*

Help me to \_\_\_\_\_  
*obey      be kind      help others*

Thank You for \_\_\_\_\_  
*my family      my friends      my church*

Amen.

## PRAYER LIST

Make a list of other things you can talk to the Lord about.

---

---

---

---

---

Name: \_\_\_\_\_

# Preparing for This Bible Lesson

## ***Parent's Corner***


This lesson deals with four boys who took a stand for God. Conversations with your child this week should develop the importance of putting God first in every aspect of his life. Help your child to realize that God blesses when we choose to follow Him. This is an important concept in establishing a good basis for Christian living.

Help him illustrate this idea by making a poster emphasizing this point. Sketch a large block numeral one (1) on a sheet of butcher paper. Let your child cut it out. Mount the numeral on a backing sheet and write across the top, "God Is First." Inside the numeral, have him draw or paste pictures representing his activities, his friends, the places he goes, etc.

## ***Time Together for Family Devotions***

Verses to help your child understand this Bible lesson.

SUNDAY: Daniel 1:17  
MONDAY: Matthew 6:33  
TUESDAY: Psalm 63:1  
WEDNESDAY: Genesis 39:3  
THURSDAY: Isaiah 1:19  
FRIDAY: Psalm 24:4,5  
SATURDAY: Psalm 68:19



## ***Bible Text***

Daniel 1:1-21

## ***Memory Verse***

God gave them knowledge and skill in all learning  
and wisdom. — Daniel 1:17

# A Wise Choice

Use the four words in the Word Box to complete the message.

Word Box	
wiser	God
blesses	Hebrew

Dear Student,

The four \_\_\_\_\_ boys  
were healthier and \_\_\_\_\_  
than the others in their group  
because they put \_\_\_\_\_ first.  
God \_\_\_\_\_ us when we  
choose to follow Him. Will you?

Name: \_\_\_\_\_

# Preparing for This Bible Lesson

## ***Parent's Corner***

You cannot ignore the commercial trappings that surround us at the Easter season. Even if you don't encourage the Easter bunny myth at your house, your child will hear it from others.

Talk about the symbols of Easter and what they mean. Explain that the signs of new life we see in the spring — flowers, bunnies, chicks, eggs, even new clothes — all remind us of the new life God gave Jesus when He rose from the dead, and the new life that is given to each one who opens his heart to Jesus.

For a special Easter egg hunt, tape small strips of paper on each egg before it is hidden. On the strips write some happy task the finder must do. Here are some suggestions: learn a Bible verse, sing a song about Jesus, give Mom or Dad a hug, say the thank-you prayer at dinner, do something nice for someone.

## ***Time Together for Family Devotions***

Verses to help your child understand this Bible lesson.

SUNDAY: I Corinthians 15:20

MONDAY: Romans 10:9

TUESDAY: John 6:40

WEDNESDAY: I Peter 1:3,4

THURSDAY: Matthew 28:6

FRIDAY: Luke 24:7

SATURDAY: II Corinthians 4:14

## ***Bible Text***

Mark 16:1-11




## ***Memory Verse***

Now is Christ risen from the dead. — I Corinthians 15:20

# The First Easter

Find and circle the words hidden in the cloud.



Name: \_\_\_\_\_

# Preparing for This Bible Lesson

## ***Parent's Corner***

The details of the crucifixion of Christ must be presented so that the child focuses on the love Jesus showed by giving His life for us.

After reading the Bible text, try to capture some of the feelings surrounding the Crucifixion. Ask each member of the family to share how he thinks the people felt as the event took place.

Look ahead to the joy of the risen Christ. As Easter Sunday draws near, help your child make some special "Jesus Lives" Easter cards. Use stickers, drawings, Bible verses, etc., and make cards that emphasize the Resurrection. Help your child address envelopes and mail his cards to friends or grandparents.

## ***Time Together for Family Devotions***

Verses to help your child understand this Bible lesson.

SUNDAY: Luke 23:34

MONDAY: Isaiah 53:5


TUESDAY: Galatians 3:13

WEDNESDAY: Hebrews 2:9

THURSDAY: Hebrews 9:28

FRIDAY: I John 3:16

SATURDAY: John 15:13



## ***Bible Text***


Matthew 27:27-38

## ***Memory Verse***

Then said Jesus, Father, forgive them;  
for they know not what they do. — Luke 23:34

# On the Cross

Find and color the three crosses in the window below.



Name: \_\_\_\_\_



# Preparing for This Bible Lesson

## ***Parent's Corner***

This lesson is about the first Lord's Supper. We are told in the Bible that this is to be repeated in remembrance of Jesus.

Talk about remembrances. Show your child an old program for some special event. Talk about how the program is a reminder to you of what happened at that time. A picture album is also a good reminder—it brings to mind things that happened in the past. Explain what happens at a communion service, and relate this to our remembering Christ and His offering His Body for us on the Cross of Calvary.

## ***Time Together for Family Devotions***

Verses to help your child understand this Bible lesson.

SUNDAY: John 13:17

MONDAY: Mark 14:12

TUESDAY: Luke 22:10

WEDNESDAY: Luke 22:15


THURSDAY: Mark 14:22

FRIDAY: Luke 22:20

SATURDAY: I Corinthians 10:16

## ***Bible Text***

I Corinthians 11:23-31




## ***Memory Verse***

If ye know these things, happy are ye if ye do them. — John 13:17

# Let's Remember

Color the spaces that have dots. You'll find the subject of today's lesson.



Name: \_\_\_\_\_

# Preparing for This Bible Lesson

## ***Parent's Corner***

In your time together with your child, discuss the meaning of the word *praise*. Talk about how the people rejoiced and sang praises to Jesus as He rode triumphantly into Jerusalem.

Explain that although we do not see Jesus in bodily form as those people did, we can still praise Him. Help your child make a list of the ways we can praise God: praying, singing, witnessing, etc.

Post your child's list on the refrigerator or someplace where he will see it often. Whenever he has an opportunity to praise the Lord in one of these ways, color a small star or heart beside the item on the list. At the end of the week, count up the number of stars he has received. Does he think he has praised the Lord enough?

## ***Time Together for Family Devotions***

Verses to help your child understand this Bible lesson.

SUNDAY: John 12:13

MONDAY: Zechariah 9:9


TUESDAY: Luke 19:37

WEDNESDAY: Psalm 67:3

THURSDAY: Psalm 100:4

FRIDAY: Psalm 9:2

SATURDAY: Psalm 50:23



## ***Bible Text***

Matthew 21:1-11

## ***Memory Verse***

Hosanna: Blessed is the King of Israel that cometh in  
the name of the Lord. — John 12:13

# Hosanna to the King

Number the pictures in the correct order. Write the number in the small box in the corner of each picture.



Name: \_\_\_\_\_

# Preparing for This Bible Lesson

## ***Parent's Corner***

Help your child make a mosaic illustrating the principle of the memory verse for this lesson. Use scraps of various colored construction paper, or get a supply of sample colored chips from a paint or hardware store. Have your child cut these into various shapes.

On each colored piece, help him write some need that God provides for him. Encourage him to think in specifics rather than generalities; for example, strawberry shortcake instead of food. When possible, coordinate the color to the item written on it. For instance, blue might stand for water, yellow for sunshine.

Draw a simple shape on a sheet of white paper, writing the words "God Supplies All My Needs" across the top. Then let your child paste the colored pieces into the mosaic in an attractive pattern.

## ***Time Together for Family Devotions***

Verses to help your child understand this Bible lesson.

SUNDAY: Philippians 4:19

MONDAY: Luke 9:12


TUESDAY: Matthew 14:16

WEDNESDAY: Mark 6:38

THURSDAY: Mark 6:39

FRIDAY: Mark 6:41

SATURDAY: Matthew 14:20,21



## ***Bible Text***

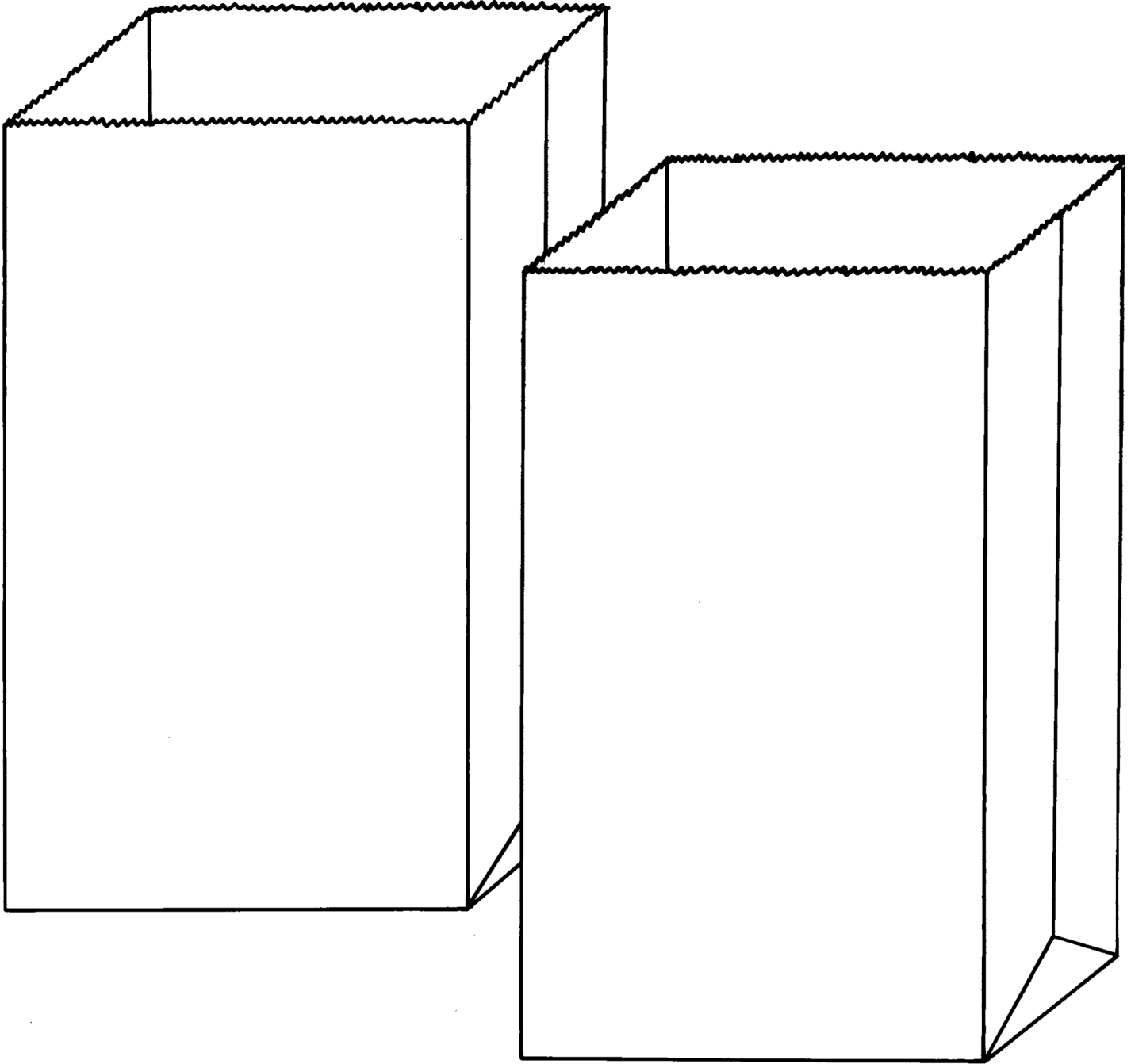
John 6:1-13

## ***Memory Verse***

My God shall supply all your need according to his riches  
in glory by Christ Jesus. — Philippians 4:19

# All You Need

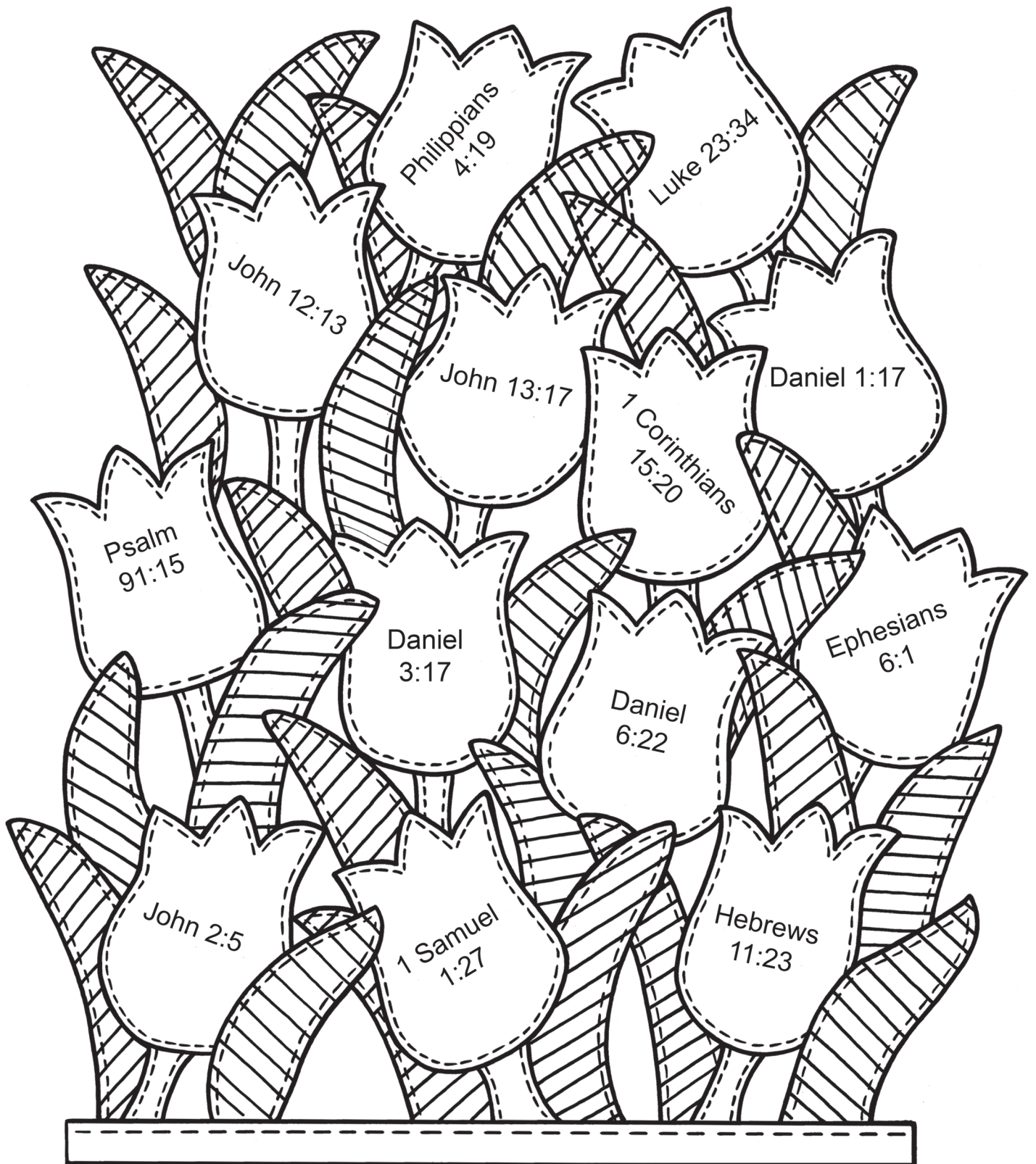
On one sack draw what was in the lunch that the boy shared. On the other sack draw something that Jesus has provided for you.



Name: \_\_\_\_\_

# Bible Memory Verses

Spring



Color each flower as you learn the verse.

Student's Name \_\_\_\_\_

Teacher's Name \_\_\_\_\_

A Bible lesson and activity handout  
for use at home and church.

## **Apostolic Faith Church**

5414 SE Duke Street  
Portland, Oregon 97206-6842, U.S.A.

[www.apostolicfaith.org](http://www.apostolicfaith.org)

*PRINTED IN THE U.S.A.*