

# PRIMARY PAWS

Units 1,2,3 — Fall



# Table of Contents

*Note: At times, the lessons are taught out of sequence to coincide with holidays. See the accompanying datesheet for the current lesson schedule, which is also available online at [www.apostolicfaith.org](http://www.apostolicfaith.org).*

Lesson 1a .....	A Wonderful Place .....	Revelation 21:10-12,18-23; 22:1,2
Lesson 1b .....	A Bad Bite .....	Genesis 3:1-6
Lesson 1c.....	Jesus Died for Us.....	John 19:16-18,31-34
Lesson 1d .....	A Clean Heart.....	John 3:1-7
Lesson 1e .....	Growing Up .....	II Timothy 2:1-4; 3:14,15
Lesson 2a .....	God Made It All .....	Genesis 1:1-18
Lesson 2b .....	God's Beautiful World .....	Genesis 1:11-25
Lesson 2c.....	The Best Creation.....	Genesis 1:26-28; 2:21-25
Lesson 2d .....	A Perfect Place .....	Genesis 1:29-31; 2:1,2
Lesson 3a .....	Singing a Happy Song .....	Psalms 95:1-3
Lesson 3b .....	Happy Giving .....	Mark 12:41-44
Lesson 3c.....	The Right Way .....	Psalms 119:11; Matthew 6:9-13
Lesson 3d .....	Thank You, God!.....	Psalms 150:1-6

## Booklet Instructions

Remove the staples and cover sheet. Then use one lesson sheet each week.

## Primary Pals

(USPS 757-530)

Units 1,2,3

### Apostolic Faith Church

5414 SE Duke Street

Portland, Oregon 97206, U.S.A.

Primary Pals is an official publication of the Apostolic Faith Church, and is published quarterly. Periodicals postage is paid at Portland, Oregon.

POSTMASTER: Send address change to  
APOSTOLIC FAITH CHURCH  
5414 SE Duke Street  
Portland, Oregon 97206, U.S.A.

*Dear Parents,*

*We are looking forward to studying these new lessons with your child! We think the material to be presented will be interesting and challenging. As you work with us in reinforcing the Bible truths and principles taught, we feel sure you will see the value of this spiritual training.*

*God's provision for the salvation of man, and why this was necessary, will be an important part of our study this quarter. By beginning this unit with a lesson on Heaven, a positive approach to these lessons can be established.*

*We will be studying about God's creation of the universe, and establishing the Biblical account of the Creation as truth.*

*We will also be exploring some of the ways we can worship God, including a lesson for the Thanksgiving season on giving thanks and praise to God.*

*Thank you for the opportunity you have given us to work with your child. Our prayer is that these units will be a real source of spiritual benefit for all of us as we study them together.*

*Apostolic Faith Teaching Staff*



## A Wonderful Place

God, our heavenly Father, has made a very special and wonderful place for the angels and for us. It is called Heaven, and it is way up above us in the sky. We can't see Heaven, but we know it's there because God said it is.

The Bible tells us that Heaven is made up of all kinds of beautiful things. It is a very big place, and it has a beautiful city in it. The city is long and high and wide. God made sure there will be room enough for everyone. He made it so beautiful because He loves us and wants us to be happy there. Inside the city, He built many big houses called mansions where those who love Jesus will live.

Around the city, there is a wall with twelve gates. God used many different colors of stones to make foundations for the wall. Some of the stones are like sparkling jewels, but they are much bigger than any we have ever seen. The gates are made of pearls. The streets are of gold so pure they look like clear glass. Can you imagine how shiny and pretty they must be?

Heaven is a wonderful place in which to live, and everyone there is always happy. God and Jesus are there with many of our friends and people we love. Because Jesus is there, it never gets dark. He is the Light of Heaven.

There is nothing in Heaven to make us sad. No one ever cries there because God has wiped away all our tears. No mean people live there because all the people have had their hearts washed clean. There is no sin in Heaven. No one ever gets sick or dies in Heaven. God never lets any of these things happen there. Heaven is a happy, happy place.

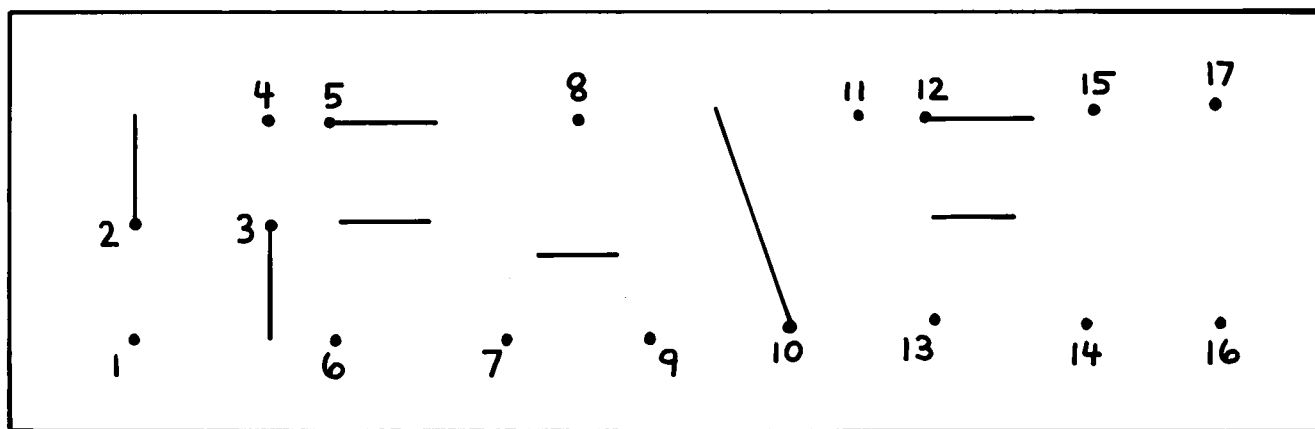
In Heaven there will be lots of children to play with, and grown-ups too. You will already know some of the people, and the rest of them will be new friends. You will like everyone there. The people will come from many different places around the

world, and all of them love God. Everyone will be happy in Heaven where they can be with Him. God loves us so much He wants us to live there with Him forever! That is why He made Heaven.

Up in Heaven, God has a book called the Lamb's Book of Life. We can get our names in God's special Book by telling Him we love Him and that we are sorry for the naughty things we have done. Then He makes our hearts clean and writes our names in His Book. If our names are there, we will go to Heaven someday. Remember, He has a special place waiting just for you!

## Our Goal!

Connect the dots to find the name of the place where God lives.





# PRIMARY PAIRS



## A Bad Bite

There was once a serpent who could talk! He was a very pretty serpent, but he was bad and sneaky. In fact, Satan himself was in the serpent. The serpent lived in the Garden of Eden. That was a special and beautiful place God had made for the first two people He created, Adam and Eve.

Adam and Eve loved God, but the serpent did not. He hated God and wanted Adam and Eve to hate God too. So the serpent thought up a wicked plan. He would trick Adam and Eve into doing something God had said not to do.

One day the serpent saw Eve in the Garden and spoke to her. He knew

God had told Adam and Eve not to eat the fruit from a certain tree that grew right in the middle of the Garden. But he asked her anyway, “Did God really say you couldn’t eat from all the trees in the Garden?”

Eve answered that they could eat from all the trees except one. That was a special tree called the Tree of the Knowledge of Good and Evil. Then the serpent lied to Eve. He said if she ate the fruit from that tree, she would be very smart, just like God.

Instead of telling the serpent to go away, Eve went over and looked at the fruit on that special tree. How pretty it was! How tasty it looked! Then she

did exactly what God had told her not to do. She reached out and picked one fruit. She took a bite. Then she went to Adam and gave some to him. He took a bite too.

Adam and Eve knew God had said not to eat the fruit from that tree, but they didn't obey God. God calls that sin. Whenever we do something we know we should not do, it is a sin.

The serpent was very pleased when he saw that his wicked plan had worked. Adam and Eve had sinned. God was very unhappy because Adam

and Eve had not obeyed Him. But He was mostly unhappy at the serpent for tricking Eve.

God loved Adam and Eve but, because they had sinned, they had to be punished. God sent them away from the Garden of Eden. They could never go in there again. To keep them out, God had an angel with a flaming sword watch over the Garden.

And what happened to the serpent? God punished him too. From that time on he had to crawl on the ground and eat dirt!

## Who Did What?

Draw a line from each of the people listed below, to what they did.

God

listened to the devil.

The devil

has sinned.

Eve

disobeyed God.

Adam

created everything.

Everybody

tempted Eve.

# PRIMARY PALS



## Jesus Died for Us

Micah looked up as his friend Ezra came running down the street. Right away he knew something was wrong. Ezra looked so upset!

“Micah, come quickly!” Ezra cried. His voice was shaking. “I just saw a big crowd of people going toward the gate of the city. I asked someone what was happening. He told me soldiers are taking Jesus away with them!”

Micah jumped up. “Soldiers? What are they going to do with Jesus?” he asked. Micah knew Jesus and loved Him. Like others, he had heard about all the good things Jesus had done. One day he had gone to hear Jesus teach, and had sat right near Jesus’

feet. What wonderful words Jesus had spoken! From that day on, Micah realized that Jesus was the promised Messiah, the Son of God. Just a few days before, Micah had watched Jesus ride into Jerusalem on a little donkey. How happy everyone had been that day! So, why would the soldiers have taken Him now?

“The rulers of our country said Jesus has to die,” Ezra panted, out of breath. “They got some people to tell lies about Him. The soldiers are going to crucify Him on that hill outside the city.”

Micah could hardly believe he was hearing right. Crucify Jesus? That

meant the soldiers were going to nail Jesus to a cross! Jesus had done nothing wrong! Micah knew that. "It must be a mistake," he said to Ezra. "Maybe it was someone else, some bad person."

"Yes, it was Jesus," Ezra said, the tears trickling down his dusty cheeks. "I saw Him myself."

"Oh, no!" Micah began to cry too. "Jesus never did anything bad! He is a good man!"

What sadness filled the hearts of the two boys. Could they do anything to help Jesus? They must find out. But by the time they made their way through the crowds of people, the soldiers already had nailed Jesus to the cross. Two thieves were also being crucified, one on each side of Jesus.

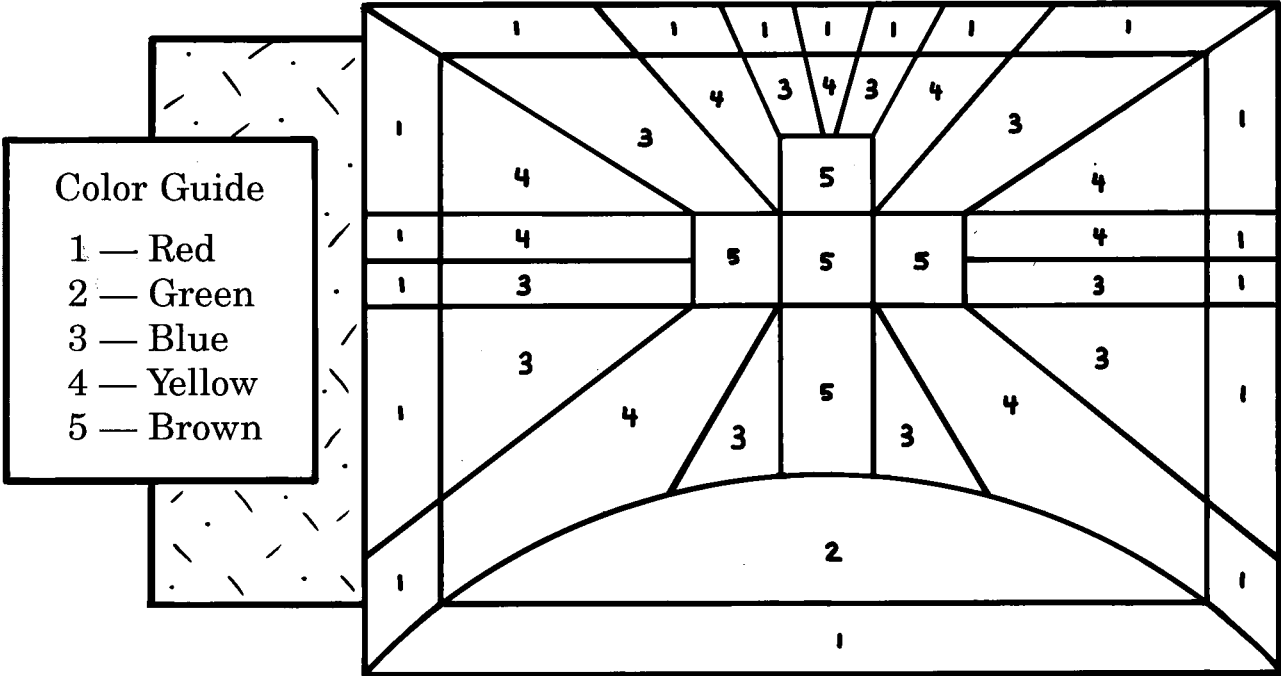
The boys saw Jesus' mother crying nearby. They saw Jesus bleeding from His wounds.

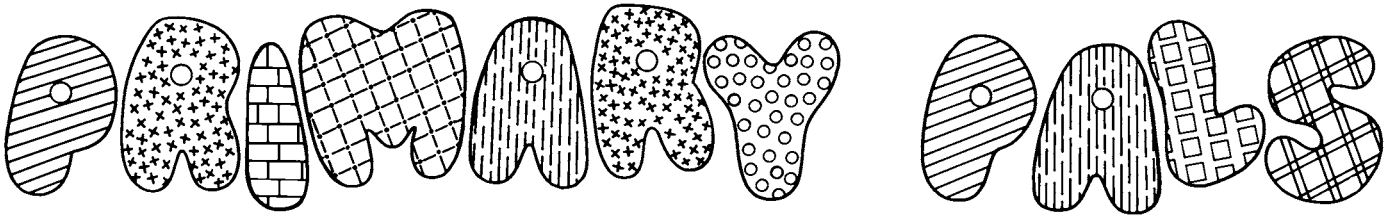
What a terrible time! Micah and Ezra could do nothing to help, but they could not leave. It became dark early in the day, and the people around them were frightened. After a while, Micah and Ezra heard Jesus cry out and saw Him die.

It was a very sad day for Micah and Ezra. They walked home with sad hearts. Why did their wonderful Friend Jesus have to die? Do you know why Jesus had to die? The Bible tells us that God loved us so much that He sent His only Son Jesus to die for all people. If we believe Jesus died for us, and if we give our hearts to Him, we will be saved.

# He Died for You!

Use the color guide and color the spaces.





## A Clean Heart

It was a dark night in the city of Jerusalem. The streets were almost empty as Nicodemus made his way to the place where Jesus was. Questions raced through his mind. He had seen Jesus do miracles, but was Jesus really the Son of God? I must talk to Him, Nicodemus thought. I must find out for myself.

Nicodemus was an important man in the city. But when he stood before Jesus, he could tell that this Man was Someone very special. Nicodemus said to Jesus, "I know that You are a teacher from God. Otherwise You would not be able to do the miracles You have done."

Jesus did not say anything about Nicodemus' words. But what He did say puzzled Nicodemus. He said, "Except a man be born again, he cannot see the kingdom of God."

Born again? Nicodemus thought, How could this be? A person could only be born one time. After he was grown up, could he go back to being a newborn baby again? Nicodemus was thinking about how we were born here on earth. So he asked Jesus what He meant.

Jesus explained that He was not talking about the kind of birth when a new little baby comes into the world. He meant that, because of our sins,

the wrong things we say and do, our hearts are not clean. They must be made clean and new so we can go to Heaven. This is what Jesus called being “born again.”

Jesus told Nicodemus these things because He loved him. He wanted Nicodemus to go to Heaven. Their talk happened a long time ago, but the words Jesus spoke are still true. If we want to be ready to go to Heaven, we must be born again.

How does this happen? The Bible tells us to pray to God and tell Him we are sorry for all the wrong things we have done. We tell Him we don’t ever

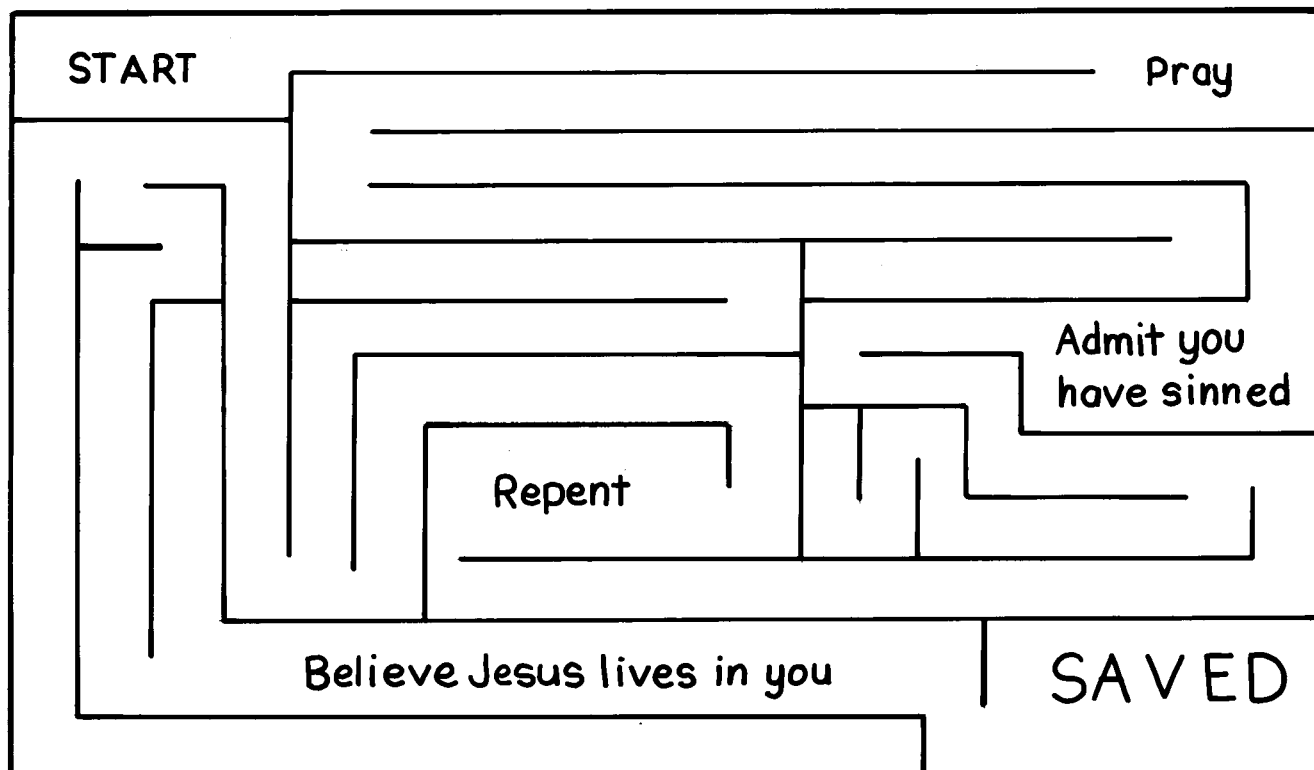
want to do them again. If we really mean that, God knows. Then He washes all the sin from our hearts. He does a good job! When He is done, it’s just like we have a new heart.

We will know when that happens. We feel clean and happy deep inside. We have a great big love for God in our hearts. And we only want to do things that will make Him happy. It feels so good to have a clean heart!

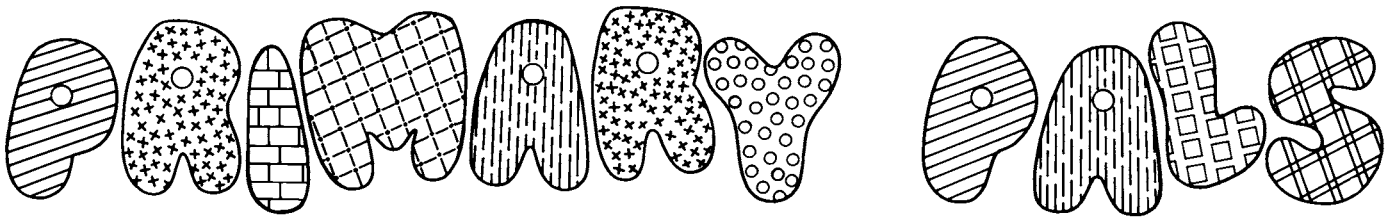
Jesus loves each one of us, just like He loved Nicodemus. He wants us to go to Heaven too! We must make sure that our hearts are clean so that we will be able to go to Heaven.

## Are You Saved?

Follow through the maze and find out how to be saved.







## Growing Up

Did you ever hold a brand new baby? He felt so tiny in your arms, didn't he? His little fingers were ever so small, but how tightly they held onto your finger.

If you ever had a baby brother or sister, though, you know they don't stay little very long. They start to get bigger right away. Soon everybody is saying, "My, how that baby is growing!"

It's a lot of fun to watch them learn new things. As a baby gets bigger and stronger, he learns to sit up by himself. Then he crawls. He may fall down a lot when he begins to take his first steps, but one day he toddles all

the way across the room. He's growing up!

We want that little one to grow, don't we? Even though he is perfect as a little baby, we would feel sad if he never grew and developed the way he should.

In the same way, we need to grow as Christians. We don't want to stay "baby" Christians forever. We want to be strong, and be able to do things for ourselves and others. We need to learn and develop just like a new baby does.

A baby needs food and exercise and love to grow properly. We need certain things to help us grow as Christians too. One important thing we need is

God's Word, the Bible. We find out how we should live by reading the Bible. It answers our questions about what we should do.

Another important thing that we need is prayer. Praying is talking to God and listening carefully for Him to talk to us in our hearts. We can tell God when we are happy. We can thank Him for the good things He gives us. We can ask Him to help us with things that are hard to do. God always hears us when we pray. He is glad when we take time to talk to Him.

Jesus tells us that it will help us grow as Christians if we keep busy working


for Him. He wants us to show love for others by being kind and helpful. Jesus always notices when we do something good for someone else.

We need to tell others what Jesus has done for us too. We can tell our friends about Jesus and how He loves all children. If they do not go to Sunday school, we could invite them to come with us. We should always be ready to talk about Jesus because that will help us grow as Christians.


You are growing taller every day. You are learning new things at school and at home. Are you also growing as a Christian, like God wants you to?

## What Will They Become?

On the left side of the box is a group of items. Match each of them with what they become when they grow. When you grow as a Christian you become more and more like Jesus wants you to be.



# PRIMARY PALS



## God Made It All

Have you ever wondered how our world got here? It really is an exciting story! We can read all about it on the first pages of our Bible.

“Let there be light!” God’s voice rang with power as it echoed through empty space. Those were the words that He spoke as He began creating the heavens and the earth. As soon as God said the words, the darkness began to move. Light began to show through the darkness, lighting up the dark corners of space. It was no longer black everywhere, because God had made light. He looked at the light and called it day, and the darkness He called night. From that moment on,

time began—the first day of Creation was done.

God was not through with His plan. There was water everywhere, and God wanted it divided into two places. When God spoke, the sky began to divide the water. The clouds, full of water, formed. Below them, the earth was covered with water. This was the second day of time.

On the third day, the next part of God’s creation came into being. Dry land appeared as all the waters moved into set places. God called the dry land earth, and it had just the shape God wanted. The tall mountains reached up to the sky, with deep valleys

nestled in between. God put green grass on the land. He put trees, flowers, and bushes here and there.

The waters on the earth had borders now. Some of the water was put into large places to make our oceans. The tiny brooks and streams rushed over rocks toward the rivers. The wide, sweeping rivers flowed into the seas. God looked around at the land and the waters He had arranged, and He knew it was beautiful. He was happy with what He had created.

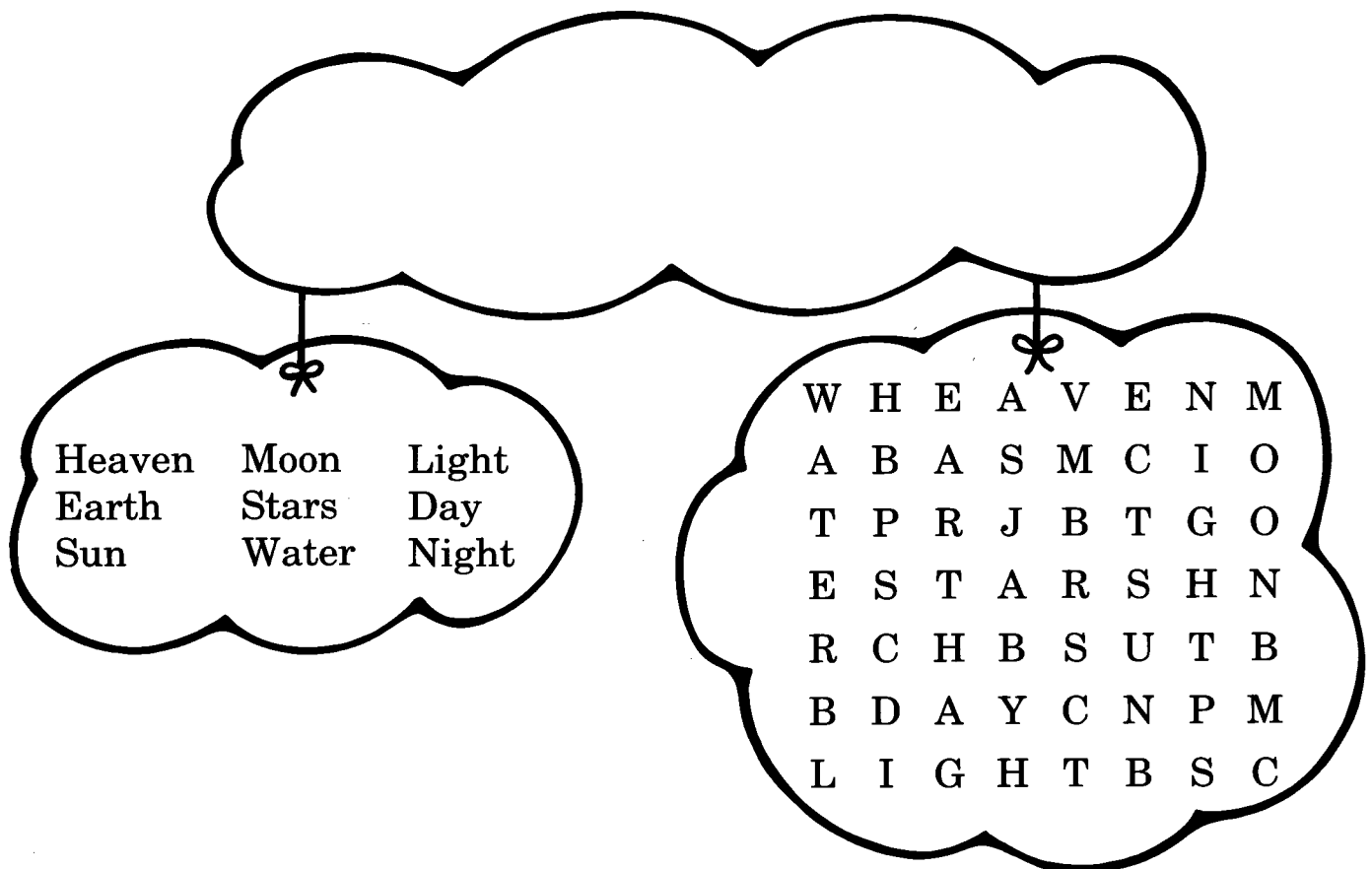
On the fourth day, God decided to make lights for the sky. He knew just what He wanted. He made the sun, big

and bright, to shine each day and warm the earth beneath. He placed the silvery moon in the heavens to light the night. He made the stars also—sparkling bits of light which would brighten up the sky. God planned that the sun and moon would be there to help us tell night from day, and to give us days, weeks, and years.


God looked at all He had made by the power of His Word. He looked at the warm sunshine shining down on the lovely earth below. He was happy with what He saw. The world He had begun to create was good. It was exactly the way He wanted it.

## Hidden Words

Find and circle the words hidden in the puzzle.



# PRIMARY PAIRS



## God's Beautiful World

God looked over the world that He had been making. He liked what He had done so far. Grass covered the earth, spreading a lovely coat of green over the bare ground. Trees of every kind were growing. Some of them were tall and thin. Others were short and wide. Blossoms were on some of the trees and fruit on others. Beautiful flowers bloomed, filling the air with their sweet perfume. There were red flowers and yellow flowers, pink ones and purple.

Yet, something very important was still missing. In all the sea and sky, there were no living creatures. So God spoke again. By His command the

waters were suddenly filled with fish. There were big gray whales and tiny goldfish. There were fat trout swimming in the lakes, and shiny silver salmon gliding through the streams. Crabs and turtles crawled along the golden sand at the edges of the ocean waves.

God wanted something special to fill the sky. This time, when He spoke, colorful birds of every kind began to fly through the air. Some of the birds were big, with strong wings that could carry them long distances. Little tiny hummingbirds, no bigger than your thumb, moved from flower to flower. Peacocks strutted about, showing

their beautiful tail feathers. The noisy woodpeckers began tapping away with their long beaks. God created all this on the fifth day, and He saw that it was good.

Now there were living things in the sky and in the sea. But there was nothing yet to live on the land. So on the beginning of the sixth day, God spoke once again. He made animals of every size, shape, and color. There were shaggy lions whose loud roars filled the air. Monkeys with long, skinny tails chattered in the trees. Big gray elephants swung their long trunks. Squirrels ran here and there

across the ground. Puppies playfully chased kittens around the trees. God looked around at all the animals, and He was pleased. He liked them!


Now the earth was alive with many things, both plants and animals. God wanted it to stay that way.

He had given the beautiful growing plants seeds. That way, new trees and flowers could spring up later. To the animals, He gave babies that looked just like them, so there could always be lions and monkeys, elephants and squirrels, and all the other animals.


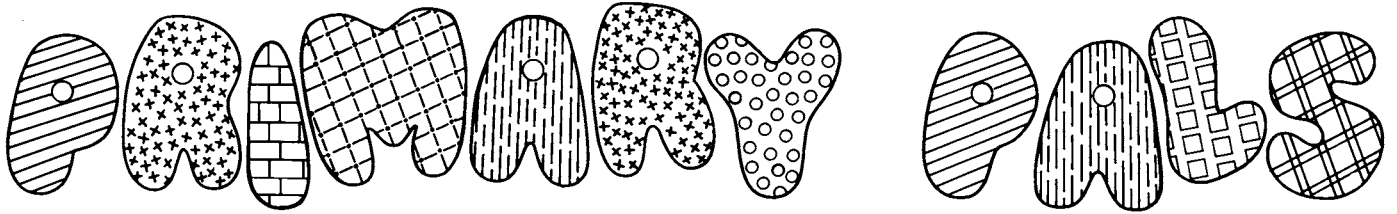
God loved all of His creation. He blessed it because it was good.

## Hidden Pictures

There are eight things hidden in the flowers below. How many can you find?  
Butterfly, Turkey, Seahorse, Snail, Fish, Whale, Ladybug, Bird.







## The Best Creation

It was the sixth day of God's creation. As God looked over His world, He knew that His plans were almost completed. He had made the earth and the sky, the plants and the animals, the fish and the birds, and all the little bugs too. He liked what He saw. Everything God had made was good, but something was missing. What was it?

Think one more time about what God had made. Did you figure it out? There weren't any people! There was no one to take care of the plants and the animals. Even more importantly, there was no one for God to walk around with and talk to. God liked all

the animals, but He wanted someone who could speak and think and love. He wanted someone to be His friend. The animals had each other to be with, but God wanted someone like Himself. So he made man who could share His love and joy.

A stillness filled the air. Perhaps the birds and animals sat quietly waiting, knowing something wonderful was about to happen. Man would be much different from everything else God had created.

God took some of the dust of the ground and began to form man. God worked carefully, making man in His own likeness. When God finished, He

breathed into the man with His own breath. That was the breath of life. The Bible tells us that at that moment man became a living soul. God called this first man Adam.

Don't you think that when Adam opened his eyes and saw God, he loved Him? God had given Adam a heart of love. God and Adam often talked together. They were good friends and they loved to spend time with each other.

God told Adam to give names to all the different animals that He had made. It would also be Adam's task to take care of the lovely world God had created.

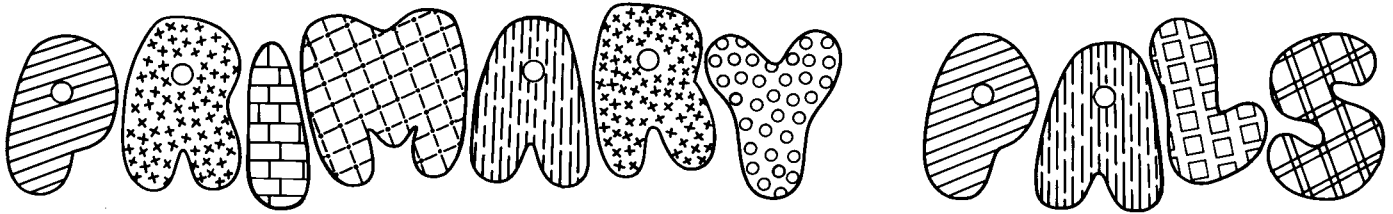
That would be a big job for Adam. God knew that Adam would need some help. He also knew that Adam would be lonely without someone of his own kind to talk to. So God caused Adam to go sound asleep. While he slept, God took a rib from Adam's side. From that bone He made a woman and gave her a living soul also. When Adam woke up, God brought the woman to him. God's plan was for the woman to be Adam's helper and wife.

Adam called the woman Eve. Together, Adam and Eve walked and talked with God in the beautiful world He had created. They were happy people.

## God Made Me!

Fill in the spaces below. Your answers will be different from your friends' answers because God made you special.

My name _____	My best friend _____
My birthday _____	My favorite Bible story _____
My favorite color _____	



## A Perfect Place

Six days of creation were finished. On the seventh day, God rested. The work was all done.

God set a good example for us when He rested from His work. It is important for us to take some quiet time to think about God. That is why Christians call Sunday a day of rest. On that day we especially remember all the good things God has done for us. We think about the beautiful world He made for us. We think about how happy He makes us inside. It is a good time for us to thank Him.

On that first day of rest, don't you suppose God smiled as He looked around at His creation? Everything

about it was perfect. Perhaps He sat down somewhere and looked out over the towering green trees and bright flowers, to the high mountains and sparkling rivers. Maybe a tiny kitten played at His feet. Perhaps a fuzzy bear wandered through the forest nearby. Maybe a butterfly flew about in the bright sunshine. That must have been a very happy day for God. God loved all the things He had created. Most of all, God loved man, for He had made man in His image.

Do you remember that the first people God made were named Adam and Eve? God wanted them to know just how much He loved them. So God

made a beautiful garden in a place He called Eden. It was filled with the best of His creation. That was to be Adam and Eve's home. Adam and Eve must have enjoyed the beauty all around them. They were happy and peaceful in their lovely garden home.

Best of all, in the cool of the day God would come down to walk and talk with them. How wonderful that must have been! Just imagine them strolling through the garden with God beside them. Maybe the animals even followed them around. The birds

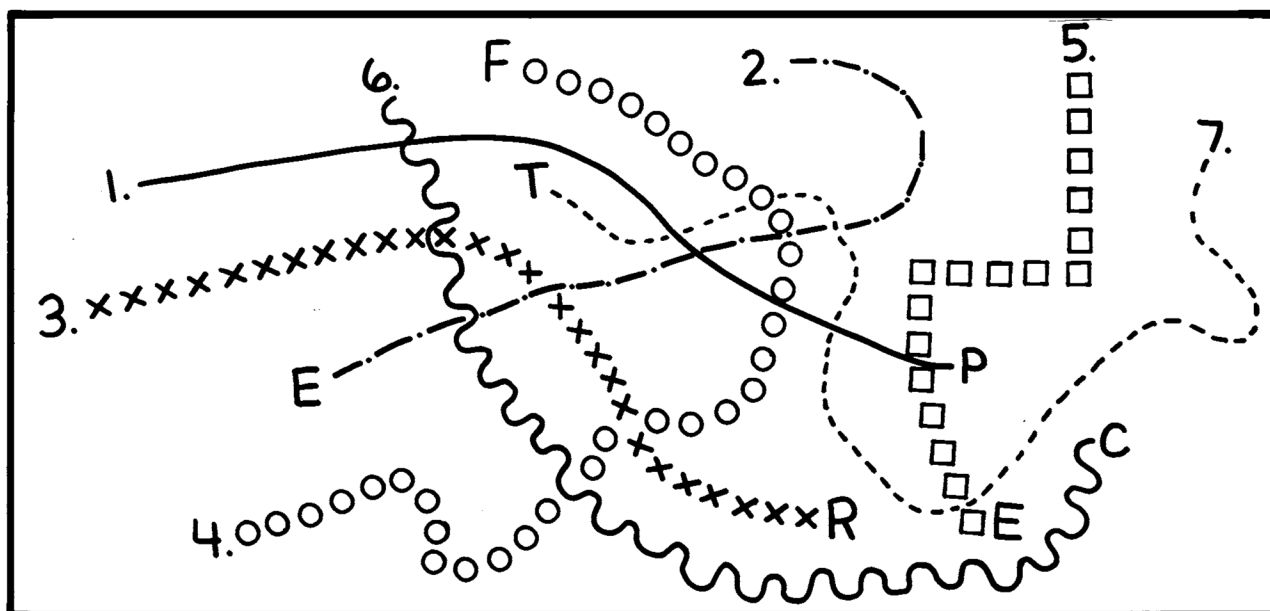
probably sang their very sweetest songs when God was nearby. What a happy time!

Would you like to see God and be able to talk with Him? Someday you will be able to do just that. God has promised to make new heavens and a new earth for those who love and serve Him. It will be even more wonderful than the Garden of Eden. Once again everything will be perfect. We will be able to walk and talk with God like Adam and Eve did. He will be our best Friend forever and ever!

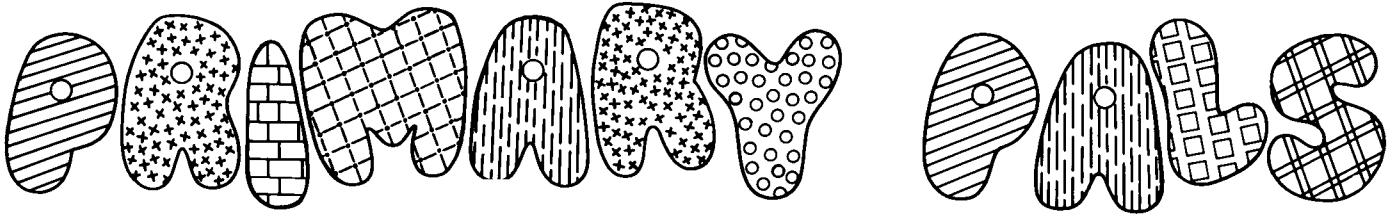
## Follow the Lines

Follow each path to find the letter that goes with each number.

Write the correct letters on the blank, numbered lines below.



God's creation was    —    —    —    —    —    —    —  
                                  1    2    3    4    5    6    7



## Singing a Happy Song

Janie asked Larry if he could come over to her house after school.

"I'll ask my mom," he said. "I'm sure it's OK with her."

Janie wanted Larry to see her new pet, a pretty little canary. Last week Janie had turned seven years old, and her Aunt Marge had given her the bird and its cage for a birthday present. Janie named her bird Sunshine because it was a beautiful bright yellow color.

Sunshine was a pretty bird. The thing Janie liked most was the bird's singing. When Sunshine sang, the songs made Janie feel happy inside. There was just something about it.

You couldn't feel sad for long when that bird was making music!

When Larry got to her house, Janie took him in to see the bird. Janie's dad had put the bird's cage by the window in Janie's room. That way Sunshine could see and hear the other birds in the old tree outside the window. Sunshine always noticed when anyone came into Janie's room. It would hop around inside the cage and put its head to one side, warbling happy notes of music.

When Larry and Janie entered, the little bird saw them right away. What a merry warbling began! Larry smiled as he watched the small bird and

listened to its cheerful singing. He said to Janie, "You know, even though your little bird is not free like the birds outside, it is still happy. It's in a cage where it can't fly around, but it sings and makes others happy too."

Sunshine's cheerful song made Larry and Janie very happy. Our songs of joy and praise make Jesus happy too.


The Bible teaches us to "sing unto the Lord." It doesn't matter how small or big we are. It doesn't matter where we are. It doesn't even matter if we have a very good voice or not. If we

sing songs of praise to Jesus from our hearts, then Jesus and everyone around us will know how much we love Him.

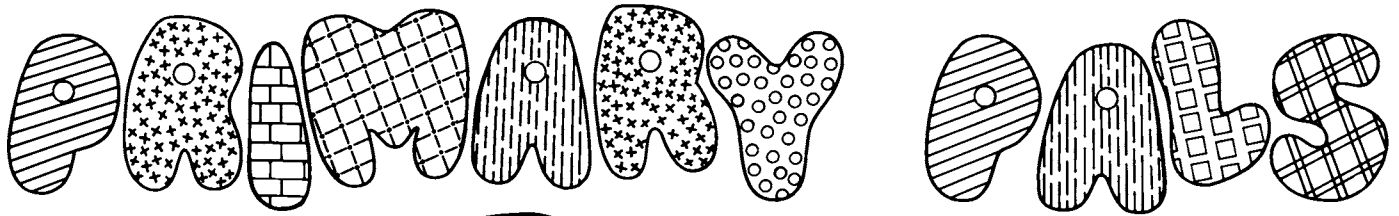
Think about the words in some of your favorite Sunday school songs. We sing, "Oh, how I love Jesus, because He first loved me." Even the very little children know the words, "Jesus loves me, this I know, for the Bible tells me so." Our songs are a special way of telling Jesus we love Him and thank Him. That's why it feels so good to sing those special songs. Jesus hears us and He blesses our hearts.

## Hidden Words

The word SING is hidden ten times in the music note. Find and circle each one.







## Happy Giving

You're just not big enough. How many times have you heard those words? Well, did you know that it doesn't matter how big or small you are when you do something for Jesus? What counts is that you do it with all your heart.

One of the things Jesus wants us to do with all our hearts is to give willingly. We may not have a whole lot of money, but that doesn't matter. There are more important things we can give to Jesus than money. We can give Him our whole life! Jesus looks right down into our hearts, and He sees what we want to give. That is what is important to Him.

To help us learn this lesson, there is a story in the Bible about some rich people who came to the Temple. They gave a lot of their money to God. Maybe they even brought bags of money and poured it into the money box there. Jesus was watching them and He knew just how much they gave. He also knew that they still had a lot of money left for themselves.

Then a poor woman came in. Her husband had died, so she was a widow, and had only a little bit of money. Yet, she loved God so much that she wanted to give whatever she could. In her hand she held only "two mites." Two mites weren't worth very much,

but that was all the money she had. After giving them, she wouldn't have any money left for herself.

This widow hoped no one would notice her when she went over to the money box in the Temple. Quickly she dropped in her two coins and hurried away. How she wished that she had more to give to the Lord!


Jesus saw both the rich people and the poor widow. He knew what each of them put into that money box. Who do you think gave the most to God? It was not the rich people. Jesus told His disciples that the poor woman had given the most—far more than any of the others. Do you know why? It was because she had given all she had.


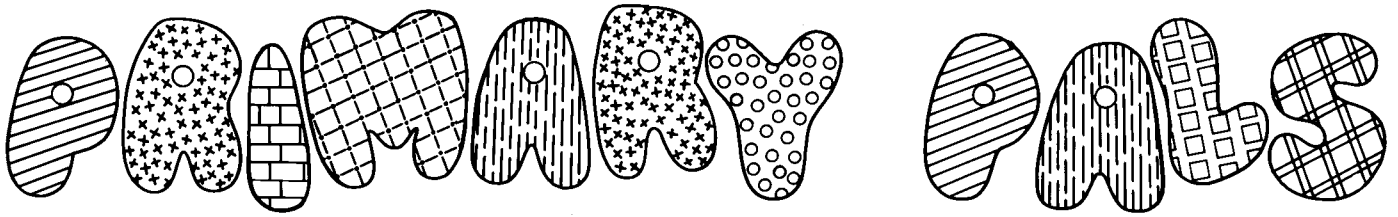
We can learn an important lesson from that poor woman. Maybe we can't do great things like some people do. Maybe we can't give lots of money. Still, we can give our best to God. We can give away smiles. Smiles are free and they make people happy. We can give away acts of kindness. Being kind helps others feel good. We can give a helping hand. Everybody likes to be helped. We can give a cheery word to someone. Cheerful words can make sad times roll away.

We can give these things because we love Jesus. He knows when we do them willingly. We should do whatever we do for Jesus with all our hearts. That is what counts!

## My Gift to Jesus

Draw a picture of something you can do for Jesus or give to Him.





## The Right Way

One day, when I was a little girl, I decided it would be fun to make some cookies all by myself. I asked Mom, and she said it would be OK. She helped me find a recipe for some chocolate chip ones.

After Mom went back to her ironing, I started reading the recipe. There were so many things to mix together. It looked kind of hard, so I decided I didn't really need the recipe.

I remembered that Mom always started making cookies by mixing up some butter and sugar. I put some of each into a bowl, got out a wooden spoon, and stirred them together. Eggs went in next. The mixture looked

pretty thin till I put in the flour. Then, rather than get out the measuring spoons, I just poured some salt and baking powder into my hand, the way I'd seen Mom do. I stirred them into the dough. Last of all, I put in the whole bag of chips, except the ones I had already eaten.

I put globs of dough all over the cookie sheet. Mom had already turned the oven on for me, so in a little while the cookies were done. They didn't smell too bad, but they sure didn't look like the ones Mom makes. And when I took a bite—yuck! They tasted awful!

Mom came in about then, so I gave her one. When she took a bite, she got

a funny look on her face. She asked me what I had changed in the recipe. I was afraid she might be upset with me, but I told her why I hadn't used it.

She just looked at me and shook her head. Then she took the recipe and showed me the right way to make cookies. It took a little longer, but they tasted so much better. I was very thankful that Mom showed me the right way.

There's a lesson in what happened to me. Shall I tell you what it is? Well, just like the recipe told me the right way to make cookies, God gave us a Book that tells us the right way to live. That Book is the Bible. He wants us to do what the Book says. He

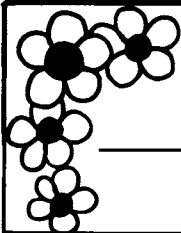

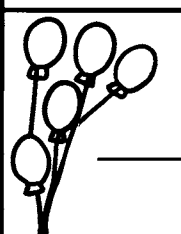
doesn't want us to make a "mess" out of our lives like I made out of the cookies when I tried to make them my own way. God is so happy when we take time to read His Book.


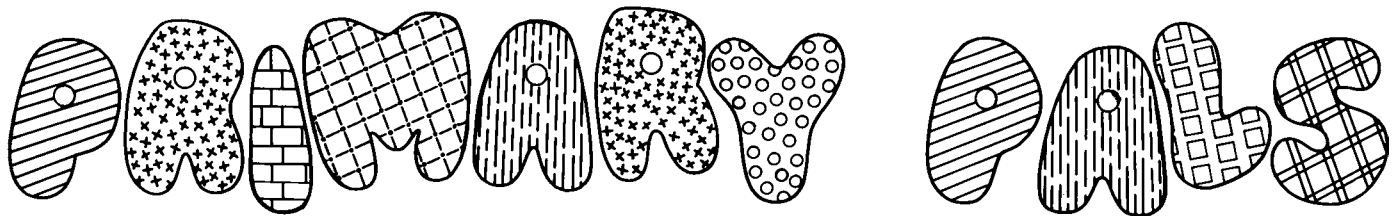
If we have questions about how we should do something, we can ask God in prayer. I could have asked Mom about the cookies, but I didn't. She probably wished I had when she tasted that cookie! God likes to have us talk to Him in prayer too. He doesn't want us to do things the wrong way and get into trouble.

Reading the Bible and praying to God are two ways we can show Him that we really want to do what He wants us to do.

## Prayer List

Praying for our friends is a very special way of showing our love. Ask three people if they have anything special they would like you to pray about for them. List their names and prayer requests below.

	_____ <b>NAME</b>	_____ <b>REQUEST</b>
	_____ <b>NAME</b>	_____ <b>REQUEST</b>
	_____ <b>NAME</b>	_____ <b>REQUEST</b>



## Thank You, God!

As Ted watched the rain come down, he thought, Why should I be thankful? Everything's going wrong!

He was having a bad afternoon. He had wanted to go out and play ball with his friend Jeff, who had come over. It had taken Ted a long time to find his baseball because his little sister Jenny had hidden it. He finally found it inside one of his boots in the closet and started out the door. Just then, Jenny let Harry, his pet hamster, out of the cage. So Ted had spent another twenty minutes looking for Harry. By then it was lunchtime and Jeff had to go back home.

"C'mon Ted, cheer up," his mother

had said. "Take time out and think about all the things you can be thankful for!"

It's easy for her to be happy and thankful, thought Ted. She doesn't have a little sister who is always making trouble and getting into things.

After Ted ate, he went into the living room and looked out the window. When he saw the rain, he knew there'd be no baseball game this afternoon either.

He sat down on the sofa and picked up a magazine. Slowly he started turning the pages. At first he hardly paid attention to what he was looking

at. His mind was still on that baseball game he had hoped for. Then a picture of some poor children made him stop. How sad and thin they looked! The words below the picture said that they were hungry.

Ted thought about the good, hot soup and thick turkey sandwich he had just eaten. His mom always fixed lots of good food for the family to eat. All of a sudden Ted was ashamed of himself. He felt very selfish. Jesus had given him so much. He had a nice home. There were plenty of clothes hanging in his closet upstairs. He even had a little sister he really did love.

Once Ted started thinking of things

he was thankful for, the list grew and grew. Then Ted thought about how God had sent His only Son Jesus to die on the Cross so that we can go to Heaven. How unselfish God is! How often did he remember to thank God for all the blessings in his life?

Slowly, Ted got down on his knees beside the sofa. Closing his eyes, he talked quietly to God. "Thank You, God," he prayed, "for everything You have done for me. Thank You for all the good things You have given me. Most of all, thank You for sending us Jesus. Please forgive me for feeling sorry for myself, and thinking I had nothing to be thankful for."

## Thank You

On the lines below, write one thing you are thankful for that begins with each letter of the words THANK YOU.

T _____	Y _____
H _____	O _____
A _____	U _____
N _____	
K _____	



# Preparing for This Bible Lesson

## ***Parent's Corner***

Let your child help in small ways to prepare for the coming holiday. As you work together, explain that though we are thankful to God every day, our nation celebrates Thanksgiving Day as a special day for saying, "Thank You."

During the week, talk about things for which to thank God. Perhaps your child would like to help you put together a centerpiece or display with things symbolizing blessings you especially appreciate as a family.

Allow your child to help plan for a worship time together on Thanksgiving Day. Include the reading of a passage of Scripture such as Psalm 138 or part of Psalm 118. Then let each person offer a Thank You prayer.

## ***Time Together for Family Devotions***

Verses to help your child understand this Bible lesson.

SUNDAY: I Thessalonians 5:18

MONDAY: Psalm 30:4


TUESDAY: Psalm 92:1

WEDNESDAY: Psalm 100:4

THURSDAY: Philippians 4:6

FRIDAY: Colossians 3:17

SATURDAY: Hebrews 13:15



## ***Bible Text***

Psalm 150:1-6

## ***Memory Verse***

In every thing give thanks: for this is the will of God in Christ Jesus concerning you. — I Thessalonians 5:18

# Giving Thanks

On the four pieces of paper below, write thank-you notes to Jesus for things He has done for you.

---

---

---

---

---

---

---


---

---

---

---

---



Name: \_\_\_\_\_

# Preparing for This Bible Lesson

## ***Parent's Corner***

Set aside a special time each day for talking to God with your child. Explain that God likes to have us talk to Him. One of the best ways to teach your child to pray is to pray yourself in words he can understand. Help him to express himself in prayer by suggesting that he first think about what he wants to say to God, and then put his prayer into his own words.

Little ones might enjoy learning this little rhyme, and saying it together with you several times during the week.

God loves to have me talk to Him,  
He hears the words I say.  
I know He's always listening,  
No matter when I pray.

## ***Time Together for Family Devotions***

Verses to help your child understand this Bible lesson.

SUNDAY: Psalm 95:6

MONDAY: II Timothy 3:16


TUESDAY: Psalm 119:11

WEDNESDAY: Psalm 5:3

THURSDAY: Jeremiah 29:13

FRIDAY: Mark 11:24

SATURDAY: Isaiah 58:9



## ***Bible Text***


Psalm 119:11  
Matthew 6:9-13

## ***Memory Verse***

O come, let us worship and bow down: let us kneel before  
the LORD our maker. — Psalm 95:6

# Ways to Worship

Match the numbers and write the first letter of each of these things on the lines below.



Name: \_\_\_\_\_

# Preparing for This Bible Lesson

## ***Parent's Corner***

Discuss the word “give” with your child this week. You might wish to give him a small treat to open your talk. Ask him to describe how he feels when someone gives him something. How does God feel when we give something to Him?

Let him draw and color a poster showing things he can give to God. As he illustrates each item, discuss the fact that God is happy when we give with a willing heart. That is one of the ways we can show we love Him.

## ***Time Together for Family Devotions***

Verses to help your child understand this Bible lesson.

SUNDAY: Luke 6:38

MONDAY: Deuteronomy 26:10

TUESDAY: I Chronicles 16:29

WEDNESDAY: Psalm 96:7

THURSDAY: Proverbs 3:9

FRIDAY: Malachi 3:10

SATURDAY: II Corinthians 9:7



## ***Bible Text***


Mark 12:41-44

## ***Memory Verse***

Give, and it shall be given unto you; good measure, pressed down,  
and shaken together, and running over. — Luke 6:38

# Giving to Jesus

Color the part of the heart that you would give to God.



Name: \_\_\_\_\_

# Preparing for This Bible Lesson

## *Parent's Corner*

Make this a musical week for your family. Let your child choose a favorite Sunday school song, and have the whole family sing it together. For fun, tape it! Kids like to listen to themselves. As you listen together, remind your child how much God loves to hear him singing praises.

Write the words of the memory verse on music note shapes cut from heavy paper—a word or two per note. Help your child learn his verse by putting the notes in the right order.

Encourage him to compose his own song of praise to God, helping a little if he needs, or desires, help.

## *Time Together for Family Devotions*

Verses to help your child understand this Bible lesson.

SUNDAY: Psalm 95:1

MONDAY: Psalm 9:11


TUESDAY: Psalm 13:6

WEDNESDAY: Psalm 100:2

THURSDAY: Psalm 66:2

FRIDAY: Ephesians 5:19

SATURDAY: Colossians 3:16



## *Bible Text*


Psalm 95:1-3

## *Memory Verse*

O come, let us sing unto the LORD: let us make a joyful noise to the rock of our salvation. — Psalm 95:1

# Sing unto the Lord

List your ten favorite Sunday school songs.



Name: \_\_\_\_\_



# Preparing for This Bible Lesson

## ***Parent's Corner***

The sense of touch is especially important to children. This week, use that sense to review the past four lessons.

Plan some adventures in feeling. Give your child a piece of bread dough to knead. As you work together, talk about how God made the seeds of wheat, and how He sends the sun and rain to help plants grow.

Give your child a piece of wood to sand, letting him get the feel of the wood while you remind him that God created the trees.

Feel the softness of a kitten's fur, the grittiness of sand, the smoothness of water sliding over the hands. All of these "feeling" experiences can reinforce the child's wonder at the endless variety of God's creation.

## ***Time Together for Family Devotions***

Verses to help your child understand this Bible lesson.

SUNDAY: Genesis 1:31

MONDAY: Revelation 4:11


TUESDAY: Colossians 1:16

WEDNESDAY: Psalm 33:6

THURSDAY: Hebrews 11:3

FRIDAY: Nehemiah 9:6

SATURDAY: Isaiah 40:28



## ***Bible Text***

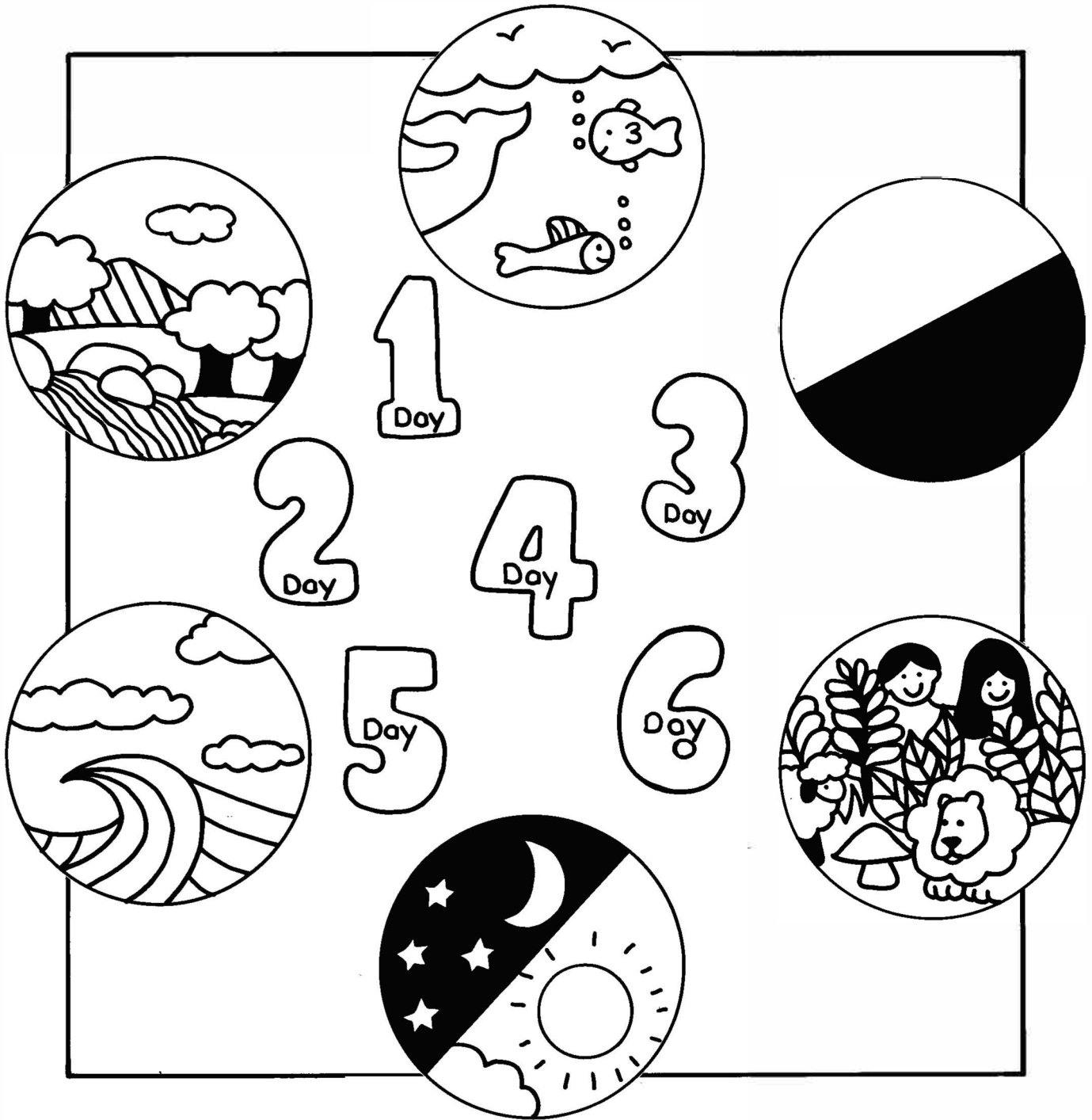
Genesis 1:29-31; 2:1,2

## ***Memory Verse***

God saw every thing that he had made, and, behold,  
it was very good. — Genesis 1:31

# It Is Very Good!

What did God create on each day? Draw a line to connect the day with the creation.



Name: \_\_\_\_\_

# Preparing for This Bible Lesson

## ***Parent's Corner***

Take a large piece of butcher paper and trace your child's shape onto it. Let him fill in the features and color the clothes. Across the top of the paper write the words, "God Made Me!"

Talk about the different things your child can do with the body parts God gave him. He uses his hands to clap, draw, and throw a ball. With his feet he can run, kick, and pedal a bike.

Help him see what a very special creation he is—one made in "the image of God."

## ***Time Together for Family Devotions***

Verses to help your child understand this Bible lesson.

SUNDAY: Genesis 1:27

MONDAY: Mark 10:6

TUESDAY: Psalm 100:3

WEDNESDAY: Isaiah 45:12

THURSDAY: Job 33:4

FRIDAY: Isaiah 43:7

SATURDAY: Psalm 8:4-6



## ***Bible Text***

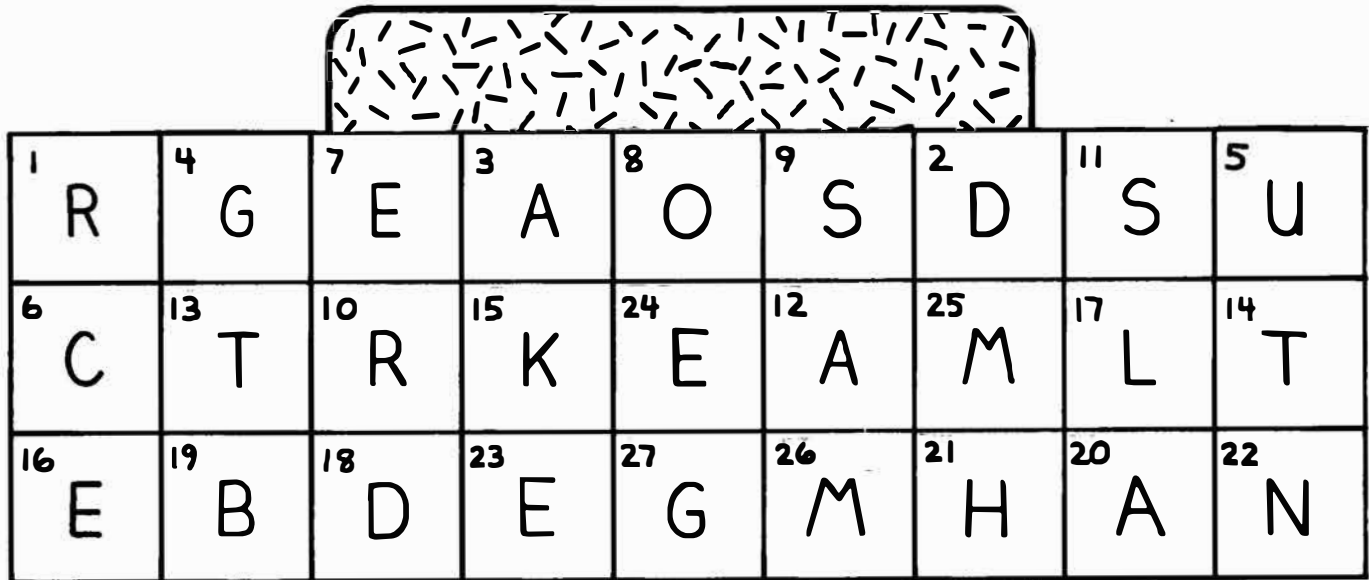
Genesis 1:26-28; 2:21-25

## ***Memory Verse***

God created man in his own image, . . . male and female  
created he them. — Genesis 1:27

# In the Image of God

Cross out the odd-numbered boxes. On the lines below, write the letters that are left. Keep them in order!



4
8
2

6
10
24
12
14
16
18

26
20
22

Name: \_\_\_\_\_

# Preparing for This Bible Lesson

## ***Parent's Corner***

This week, focus on the wonderful variety of plants and animals God made. Visit a pet shop, or look at pictures of animals, and then discuss how God gave each animal special characteristics. Why didn't God give the monkey webbed feet like a duck? Why does an elephant have a trunk instead of a long neck like a giraffe?

On another day, collect different kinds of leaves from plants around your house or yard. Study them using a magnifying glass or a microscope if you have one. How are the plants different? How are they alike?

## ***Time Together for Family Devotions***

Verses to help your child understand this Bible lesson.

SUNDAY: Genesis 1:21

MONDAY: Genesis 2:9

TUESDAY: Zechariah 8:12

WEDNESDAY: Genesis 1:29


THURSDAY: Genesis 2:19

FRIDAY: Psalm 50:10-12

SATURDAY: Psalm 24:1

## ***Bible Text***

Genesis 1:11-25

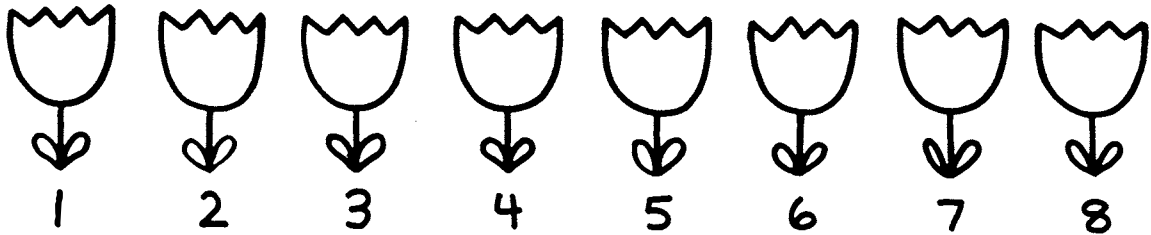



## ***Memory Verse***

God created great whales, and every living creature that moveth,  
... after their kind. — Genesis 1:21

# It Is Good

The first letter of each of these things will make a word about today's lesson.  
Match the numbers and write the letters in the flowers below.



Name: \_\_\_\_\_

# Preparing for This Bible Lesson

## ***Parent's Corner***

A child's wonder at seeing the world God has made is very special. This week take time to see, really see, God's world about you with your child. If the weather is accommodating, go for a nature walk together. Call your child's attention to some of the wonders of God's creation. Point out the gold in an autumn leaf, a puffy cloud in the sky, the tall tree.

When your child makes a discovery, take time to examine and appreciate the beauty he has found. Help him recognize the fact that each thing you look at together is the handiwork of God.

## ***Time Together for Family Devotions***

Verses to help your child understand this Bible lesson.

SUNDAY: Genesis 1:1

MONDAY: Psalm 102:25


TUESDAY: Psalm 19:1

WEDNESDAY: Psalm 33:6

THURSDAY: Hebrews 11:3

FRIDAY: Psalm 148:5

SATURDAY: John 1:3



## ***Bible Text***

Genesis 1:1-18

## ***Memory Verse***

In the beginning God created the heaven and the earth. — Genesis 1:1

# Day and Night



What are some of the things you like to do during the day? Why do you think God made the night? Write your answers on the lines below.

God made the day  
For work and play

---

---

---



God made the night  
We'll sleep 'til light

---

---

---



Name: \_\_\_\_\_



# Preparing for This Bible Lesson

## ***Parent's Corner***

Use a yardstick to show your child how many inches long he was at birth. Then measure him now to see how much he has grown. Talk about what growing is, and how we can tell that it is happening.

Discuss some of the things that are necessary for physical growth. Make a list together, or let your child cut out pictures from a magazine showing things we need. Then compare these to the things we need for spiritual growth.

In your family time together, talk about why it is important to grow spiritually once we have been born into God's family.

## ***Time Together for Family Devotions***

Verses to help your child understand this Bible lesson.

SUNDAY: II Peter 3:18

MONDAY: I Peter 2:2

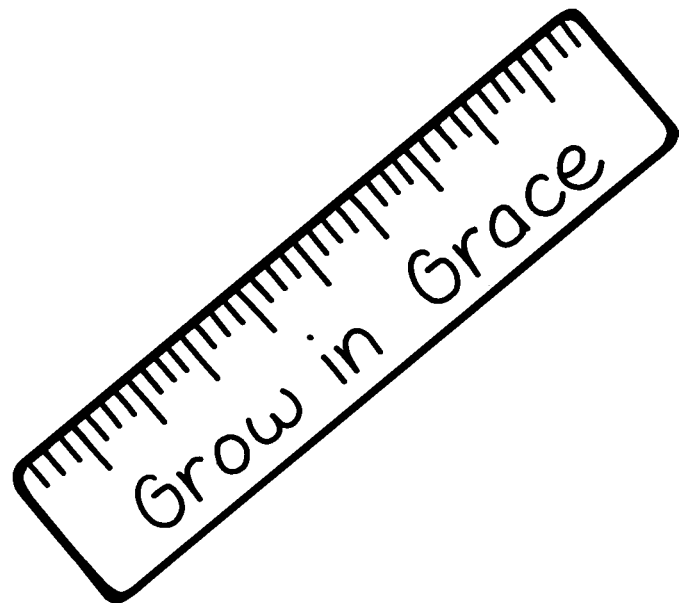
TUESDAY: II Timothy 2:15

WEDNESDAY: Colossians 1:10

THURSDAY: Ephesians 4:15

FRIDAY: II Peter 1:5-8

SATURDAY: I Thessalonians 3:12



## ***Bible Text***


II Timothy 2:1-4; 3:14,15

## ***Memory Verse***

Grow in grace, and in the knowledge of our Lord and  
Saviour Jesus Christ. — II Peter 3:18

# Grow for Jesus

Draw a picture or write about a special gift or talent God has given you. How can you use your gift for Him?



Name: \_\_\_\_\_

# Preparing for This Bible Lesson

## ***Parent's Corner***

Get out some pictures of your child when he was newborn. Tell him how happy you were when he was born into the family.

Use this as a springboard for a discussion of what it means to have our sins forgiven and be born into God's family. God, our heavenly Father, is happy about that, just as earthly parents are happy when a new baby comes into their family.

Write the words to this week's memory verse in a large white heart and post it on your refrigerator. Remind your child to read the verse out loud each time he opens the refrigerator.

## ***Time Together for Family Devotions***

Verses to help your child understand this Bible lesson.

SUNDAY: Psalm 51:10

MONDAY: Psalm 73:1


TUESDAY: Psalm 51:2

WEDNESDAY: Ezekiel 36:26

THURSDAY: Isaiah 1:18

FRIDAY: Psalm 24:3,4

SATURDAY: Psalm 66:18



## ***Bible Text***

John 3:1-7

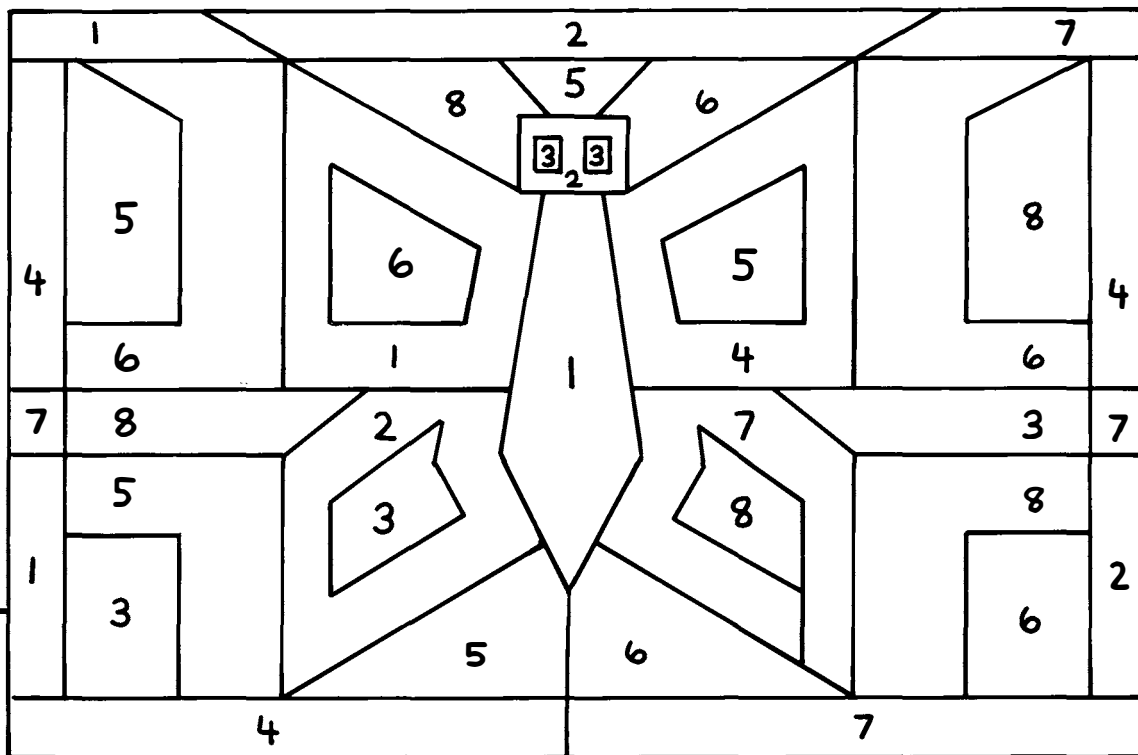
## ***Memory Verse***

Create in me a clean heart, O God. — Psalm 51:10

# Born Again

If the statement is about today's lesson, color RED in the spaces of the puzzle that have that number. If the statement is false or silly, color YELLOW in the spaces with that number.

1. Nicodemus was a Pharisee.
2. Jesus said, "Ye must be born again."
3. Daniel ate the lions.
4. To go to Heaven you must have a clean heart.
5. Jonah was a fish.
6. You have two left feet.
7. Jesus can make our hearts clean.
8. Noah was an ark.



Name: \_\_\_\_\_

# Preparing for This Bible Lesson

## ***Parent's Corner***

Talk to your child this week about the meaning of the word "forgiveness." Ask how he feels when he has been forgiven for doing something wrong.

A big eraser can be used to illustrate that Jesus' Blood forgives our sins. It takes the spots of sin from our hearts, just like the eraser takes spots off paper. Jesus will forgive us when we ask Him to.

On a large piece of paper, draw an outline of a heart, and let your child write in some things for which forgiveness would be needed. Then let him use the eraser to remove the words from the heart.

## ***Time Together for Family Devotions***

Verses to help your child understand this Bible lesson.

SUNDAY: I John 1:7

MONDAY: Revelation 5:9


TUESDAY: Revelation 1:5

WEDNESDAY: Hebrews 9:14

THURSDAY: Ephesians 1:7

FRIDAY: Romans 5:9

SATURDAY: Isaiah 53:5



## ***Bible Text***

John 19:16-18,31-34

## ***Memory Verse***

The blood of Jesus Christ his Son cleanseth us from all sin. — I John 1:7

# Jesus Loves Me

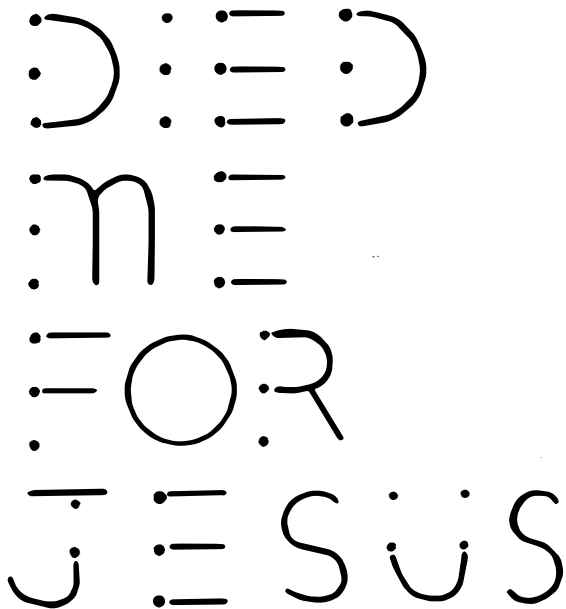
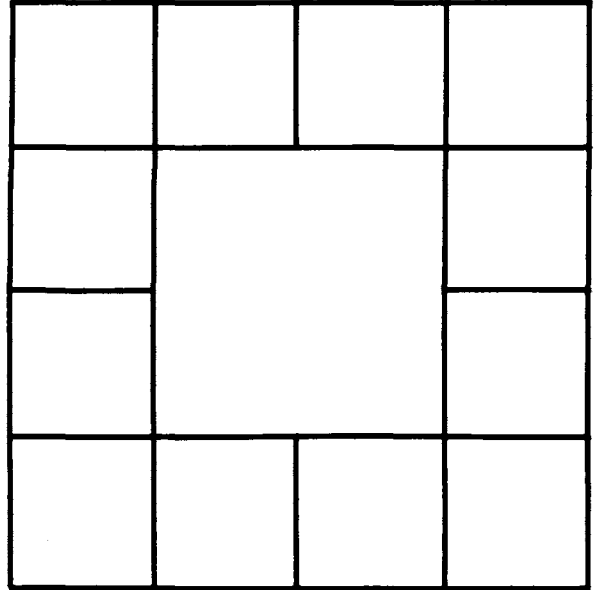
Complete the four sentences. Then arrange the answers in the word square so the first and last letters of the words will connect.

1. Jesus was \_\_\_\_\_ on the cross.

2. A sign on the cross said, "\_\_\_\_\_ of the Jews."

3. A \_\_\_\_\_ man, named Joseph, buried Jesus' body in his own tomb.

4. A large \_\_\_\_\_ was rolled in front of the tomb.



Connect the dots, then unscramble the words to read what Jesus did for you. Write the words on the lines below.

---



---



---



---

Name: \_\_\_\_\_

# Preparing for This Bible Lesson

## ***Parent's Corner***

The concept that we are all born with sin in our hearts can be a difficult one for a child to understand. He may feel quite unbelieving that a baby brother or sister could have sin in his heart.


To talk about this, take several apples of different sizes and cut them apart. Show your child that each apple contains seeds, no matter what its size.

Ask him if the apple can get rid of its own seeds. Show him that you can remove the seeds, explaining that God is the One who has to take the sin out of our hearts.

## ***Time Together for Family Devotions***

Verses to help your child understand this Bible lesson.

SUNDAY: Romans 3:23  
MONDAY: Romans 6:23  
TUESDAY: Hebrews 2:3  
WEDNESDAY: I John 1:8  
THURSDAY: I John 1:9  
FRIDAY: Galatians 3:22  
SATURDAY: I John 3:9



## ***Bible Text***

Genesis 3:1-6

## ***Memory Verse***

For all have sinned, and come short of the glory of God. — Romans 3:23

# All Have Sinned

Draw a picture or write the answer to each question.

Where was Eve when the serpent talked to her?

What do you need to do to be forgiven?

Where did Adam and Eve try to hide from God?

How do you feel when you are forgiven?

Name: \_\_\_\_\_



# Preparing for This Bible Lesson

## ***Parent's Corner***

This week, spend some time talking about the wonders of Heaven with your child. Discuss some of the things that make him happy—his favorite colors, food, activities, etc. Explain that God says Heaven will be even more wonderful than the best we can imagine!

Encourage your child to make a collage representing what he thinks Heaven might look like. Provide greeting cards, scraps of shiny foil, wrapping paper, glitter, and gummed stars or stickers for him to use in assembling his creation. Help him letter the words across the top: "Heaven—I'm Going There!"

## ***Time Together for Family Devotions***

Verses to help your child understand this Bible lesson.

SUNDAY: John 14:2

MONDAY: Matthew 5:12


TUESDAY: Matthew 6:20

WEDNESDAY: Luke 13:24

THURSDAY: Mark 9:41

FRIDAY: Revelation 21:4

SATURDAY: Revelation 22:5



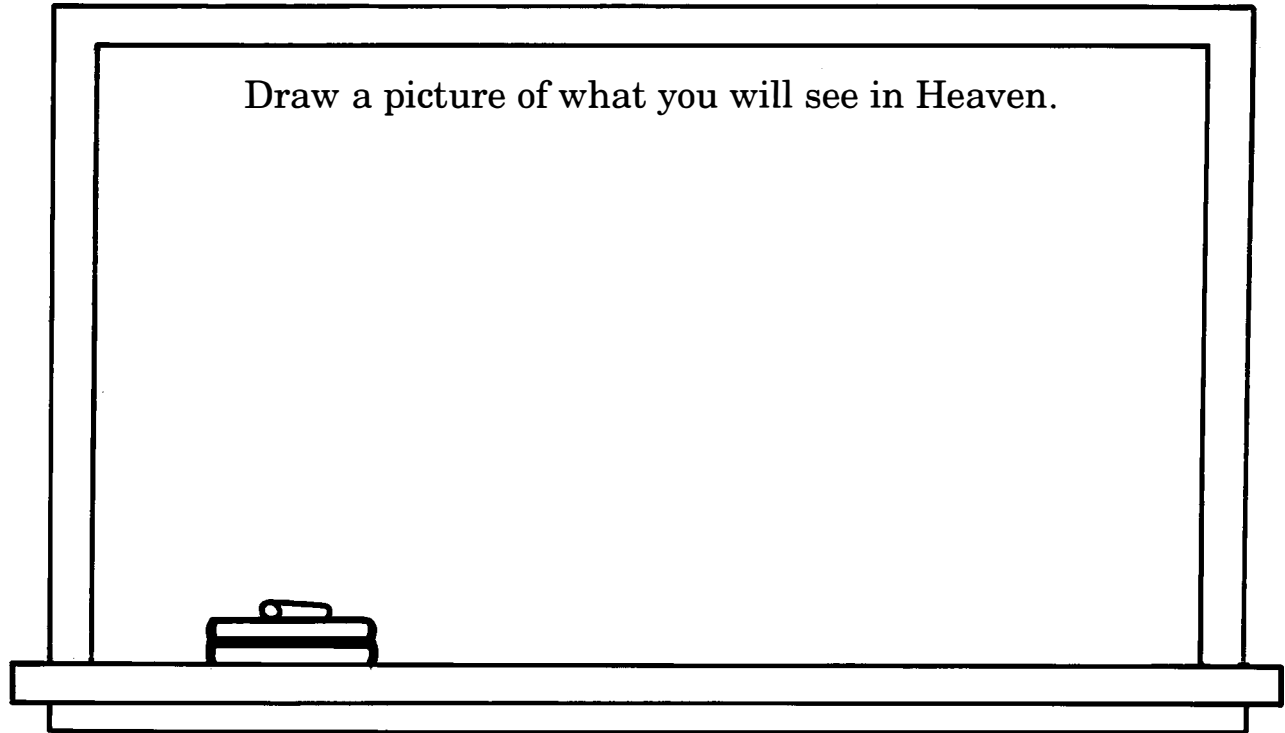
## ***Bible Text***

Revelation 21:10-12,18-23;  
22:1,2

## ***Memory Verse***

In my Father's house are many mansions: if it were not so, I would have told you. I go to prepare a place for you. — John 14:2

# Heaven Is a Happy Place



On the A lines write what you think will be in Heaven. Then, on the B lines write what you think will not be in Heaven.

A \_\_\_\_\_

A \_\_\_\_\_

A \_\_\_\_\_

B \_\_\_\_\_

B \_\_\_\_\_

B \_\_\_\_\_

Name: \_\_\_\_\_

# Bible Memory Verses

Fall

Color each falling leaf as you learn the verse.

Genesis  
1:27

Psalms  
95:1

1 John  
1:7

Genesis  
1:1

John  
14:2

Psalms  
51:10

Luke  
6:38

Genesis  
1:21


1 Thessalonians  
5:18

2 Peter  
3:18

Romans  
3:23

Genesis  
1:31

Psalms  
95:6



Student's Name \_\_\_\_\_

Teacher's Name \_\_\_\_\_

A Bible lesson and activity handout  
for use at home and church.

## **Apostolic Faith Church**

5414 SE Duke Street  
Portland, Oregon 97206-6842, U.S.A.

[www.apostolicfaith.org](http://www.apostolicfaith.org)

*PRINTED IN THE U.S.A.*